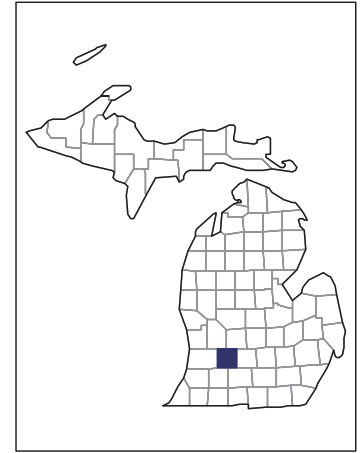


2007 CENSUS OF AGRICULTURE



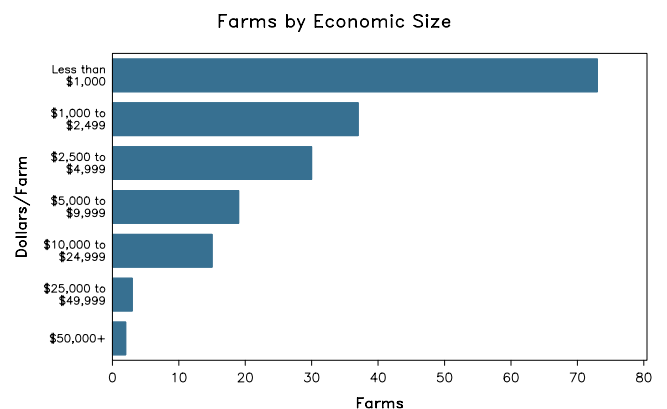
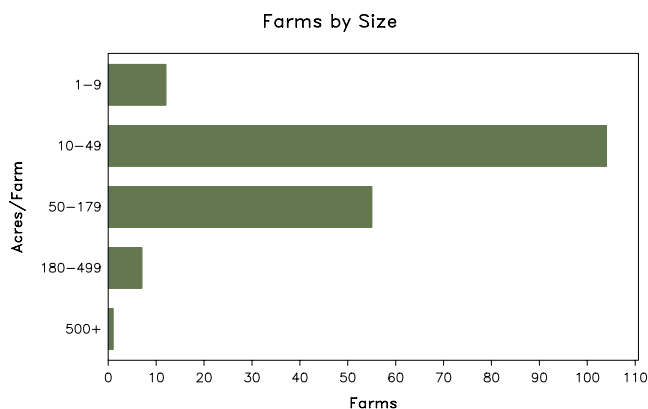
Barry County – Michigan

Farms with Women Principal Operators Compared with All Farms

	Women Principal Operators	All Farms
Number of Farms	179	1,164
Land in Farms	10,054 acres	168,172 acres
Average Size of Farm	56 acres	144 acres
Market Value of Products Sold	\$1,206,000	\$94,386,000
Crop Sales	\$811,000	\$25,404,000
Livestock Sales	\$395,000	\$68,982,000
Average Per Farm	\$6,736	\$81,088
Government Payments	\$129,000	\$2,204,000
Average Per Farm Receiving Payments	\$2,108	\$4,313

See footnotes on reverse page.

Farms with Women Principal Operators



2007 CENSUS OF AGRICULTURE

Barry County – Michigan Farms with Women Principal Operators

Selected Highlights

Item	Farms	Quantity
MARKET VALUE OF AGRICULTURAL PRODUCTS SOLD (\$1,000)		
Total value of agricultural products sold	179	1,206
Value of crops including nursery and greenhouse	54	811
Value of livestock, poultry, and their products	58	395
VALUE OF SALES BY COMMODITY GROUP (\$1,000)		
Grains, oilseeds, dry beans, and dry peas	10	80
Tobacco	-	-
Cotton and cottonseed	-	-
Vegetables, melons, potatoes and sweet potatoes	11	(D)
Fruits, tree nuts, and berries	4	4
Nursery, greenhouse, floriculture, and sod	6	(D)
Cut Christmas trees and short rotation woody crops	4	1
Other crops and hay	39	(D)
Poultry and eggs	16	(D)
Cattle and calves	19	52
Milk and other dairy products from cows	1	(D)
Hogs and pigs	5	3
Sheep, goats, and their products	18	(D)
Horses, ponies, mules, burros, and donkeys	23	269
Aquaculture	-	-
Other animals and other animal products	7	4
TOP CROP ITEMS (acres)		
Forage - land used for all hay and haylage, grass silage, and greenchop	55	1,265
Corn for grain	6	156
Vegetables harvested for sale	11	57
Soybeans for beans	2	(D)
Cut Christmas trees	4	32
TOP LIVESTOCK INVENTORY ITEMS (number)		
Horses and ponies	86	704
Layers	30	536
Rabbits and their pelts	4	467
Cattle and calves	27	234
Sheep and lambs	12	144

Operator Characteristics

Item	Quantity
Primary occupation:	
Farming	95
Other	84
Days worked off farm:	
None	84
Any	95
Years on present farm:	
2 years or less	6
3 to 4 years	12
5 to 9 years	41
10 years or more	120
Age group:	
Under 45 years	35
45 to 64 years	80
65 years and over	64
Average age of principal operator (years)	58.3

Economic Characteristics

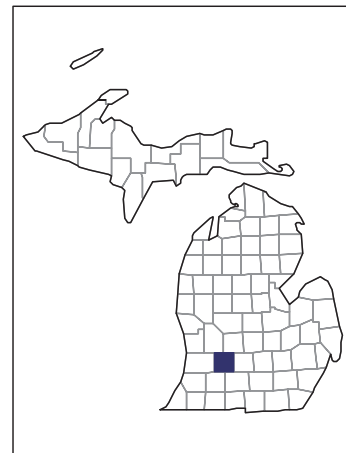
Item	Quantity
Farms by value of sales:	
Less than \$1,000	106
\$1,000 to \$2,499	22
\$2,500 to \$4,999	19
\$5,000 to \$9,999	16
\$10,000 to \$49,999	14
\$50,000 to \$99,999	-
\$100,000 to \$249,999	1
\$250,000 to \$499,999	-
\$500,000 or more	1
Total farm production expenses (\$1,000)	2,340
Average per farm (\$)	13,075
Net cash farm income of operation (\$1,000)	-476
Average per farm (\$)	-2,659
Value of agricultural products sold directly to individuals for human consumption (\$1,000)	70
Total organic product sales (\$1,000)	36
Total income from farm-related sources, gross before taxes and expenses (\$1,000)	530

See "Census of Agriculture, Volume 1, Geographic Area Series" for complete footnotes, explanations, definitions, and methodology.
(D) Cannot be disclosed. (Z) Less than half of the unit shown.

2007 CENSUS OF AGRICULTURE

Barry County – Michigan

Farms with Spanish, Hispanic, or Latino Operators Compared with All Farms



Data are not available at this geographic level for farms with Spanish, Hispanic, or Latino operators.



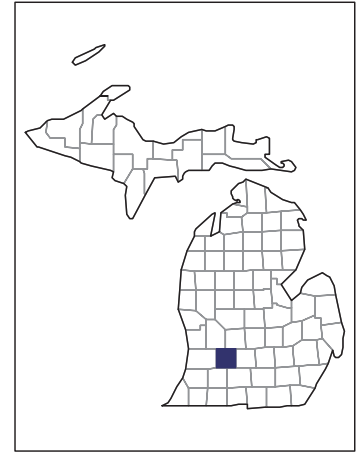
United States Department of Agriculture
National Agricultural Statistics Service

www.agcensus.usda.gov

2007 CENSUS OF AGRICULTURE

Barry County – Michigan

Farms with American Indian or Alaska Native Operators Compared with All Farms



Data are not available at this geographic level for farms with American Indian or Alaska Native operators.



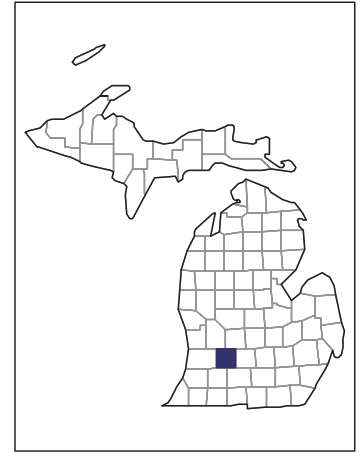
United States Department of Agriculture
National Agricultural Statistics Service

www.agcensus.usda.gov

2007 CENSUS OF AGRICULTURE

Barry County – Michigan

Farms with Asian Operators Compared with All Farms



Data are not available at this geographic level for farms with Asian operators.



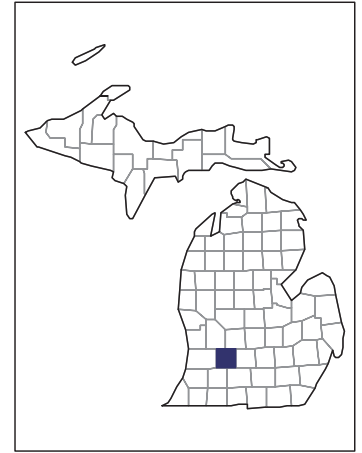
United States Department of Agriculture
National Agricultural Statistics Service

www.agcensus.usda.gov

2007 CENSUS OF AGRICULTURE

Barry County – Michigan

Farms with Black or African American Operators Compared with All Farms



Data are not available at this geographic level for farms with Black or African American operators.



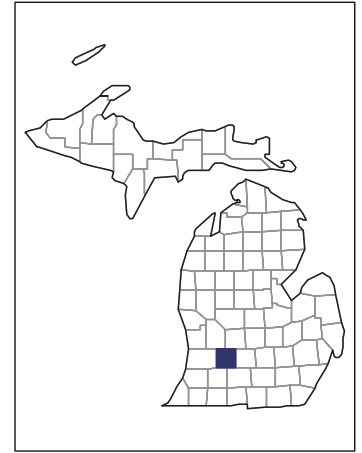
United States Department of Agriculture
National Agricultural Statistics Service

www.agcensus.usda.gov

2007 CENSUS OF AGRICULTURE

Barry County – Michigan

Farms with Native Hawaiian or Other Pacific Islander Operators Compared with All Farms



Data are not available at this geographic level for farms with Native Hawaiian or Other Pacific Islander operators.



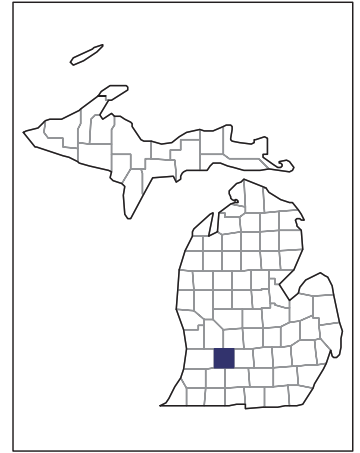
United States Department of Agriculture
National Agricultural Statistics Service

www.agcensus.usda.gov

2007 CENSUS OF AGRICULTURE

Barry County – Michigan

Farms with White Operators Compared with All Farms



Data are not available at this geographic level for farms with White operators.



United States Department of Agriculture
National Agricultural Statistics Service

www.agcensus.usda.gov

