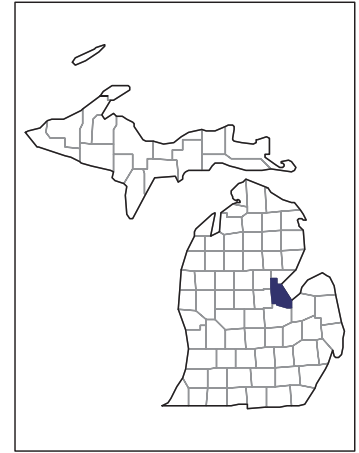


2007 CENSUS OF AGRICULTURE



Bay County – Michigan

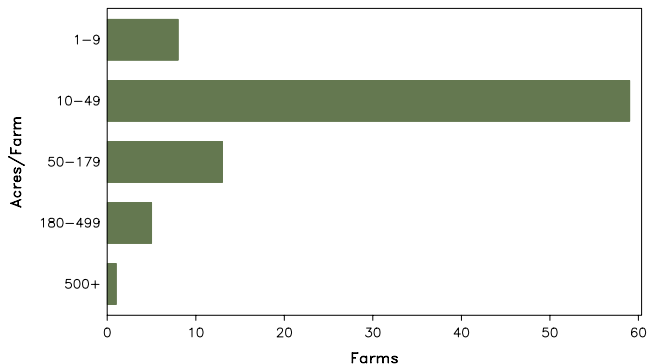
Farms with Women Principal Operators Compared with All Farms

	Women Principal Operators	All Farms
Number of Farms	86	851
Land in Farms	4,713 acres	186,256 acres
Average Size of Farm	55 acres	219 acres
Market Value of Products Sold	\$1,682,000	\$77,223,000
Crop Sales	\$1,623,000	\$68,866,000
Livestock Sales	\$59,000	\$8,357,000
Average Per Farm	\$19,555	\$90,744
Government Payments	\$68,000	\$2,424,000
Average Per Farm Receiving Payments	\$1,709	\$4,253

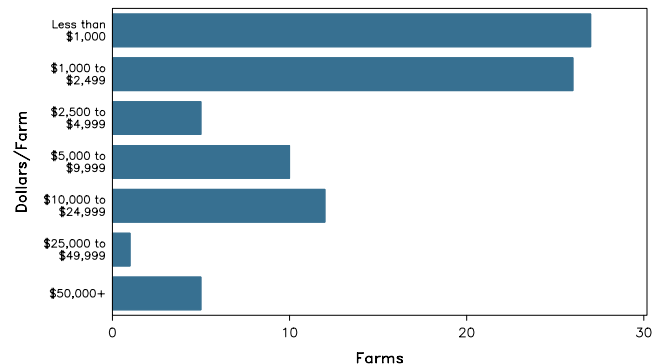
See footnotes on reverse page.

Farms with Women Principal Operators

Farms by Size



Farms by Economic Size



2007 CENSUS OF AGRICULTURE

Bay County – Michigan Farms with Women Principal Operators

Selected Highlights

Item	Farms	Quantity
MARKET VALUE OF AGRICULTURAL PRODUCTS SOLD (\$1,000)		
Total value of agricultural products sold	86	1,682
Value of crops including nursery and greenhouse	30	1,623
Value of livestock, poultry, and their products	18	59
VALUE OF SALES BY COMMODITY GROUP (\$1,000)		
Grains, oilseeds, dry beans, and dry peas	19	(D)
Tobacco	-	-
Cotton and cottonseed	-	-
Vegetables, melons, potatoes and sweet potatoes	3	(D)
Fruits, tree nuts, and berries	5	10
Nursery, greenhouse, floriculture, and sod	3	(D)
Cut Christmas trees and short rotation woody crops	-	-
Other crops and hay	2	(D)
Poultry and eggs	5	(D)
Cattle and calves	4	12
Milk and other dairy products from cows	-	-
Hogs and pigs	5	3
Sheep, goats, and their products	1	(D)
Horses, ponies, mules, burros, and donkeys	11	(D)
Aquaculture	-	-
Other animals and other animal products	-	-
TOP CROP ITEMS (acres)		
Corn for grain	14	1,325
Soybeans for beans	4	286
Wheat for grain, all	7	190
Forage - land used for all hay and haylage, grass silage, and greenchop	10	152
Dry edible beans, excluding limas	3	72
TOP LIVESTOCK INVENTORY ITEMS (number)		
Horses and ponies	22	249
Layers	5	48
Cattle and calves	5	31
Broilers and other meat-type chickens	1	(D)
Pullets for laying flock replacement	1	(D)

Operator Characteristics

Item	Quantity
Primary occupation:	
Farming	28
Other	58
Days worked off farm:	
None	40
Any	46
Years on present farm:	
2 years or less	-
3 to 4 years	5
5 to 9 years	14
10 years or more	67
Age group:	
Under 45 years	7
45 to 64 years	48
65 years and over	31
Average age of principal operator (years)	60.6

Economic Characteristics

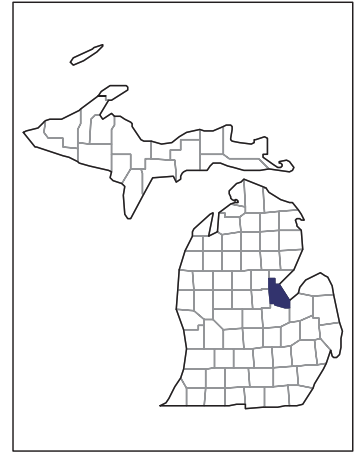
Item	Quantity
Farms by value of sales:	
Less than \$1,000	50
\$1,000 to \$2,499	7
\$2,500 to \$4,999	3
\$5,000 to \$9,999	8
\$10,000 to \$49,999	13
\$50,000 to \$99,999	2
\$100,000 to \$249,999	2
\$250,000 to \$499,999	-
\$500,000 or more	1
Total farm production expenses (\$1,000)	1,822
Average per farm (\$)	21,184
Net cash farm income of operation (\$1,000)	145
Average per farm (\$)	1,687
Value of agricultural products sold directly to individuals for human consumption (\$1,000)	26
Total organic product sales (\$1,000)	-
Total income from farm-related sources, gross before taxes and expenses (\$1,000)	217

See "Census of Agriculture, Volume 1, Geographic Area Series" for complete footnotes, explanations, definitions, and methodology.
(D) Cannot be disclosed. (Z) Less than half of the unit shown.

2007 CENSUS OF AGRICULTURE

Bay County – Michigan

Farms with Spanish, Hispanic, or Latino Operators Compared with All Farms



Data are not available at this geographic level for farms with Spanish, Hispanic, or Latino operators.



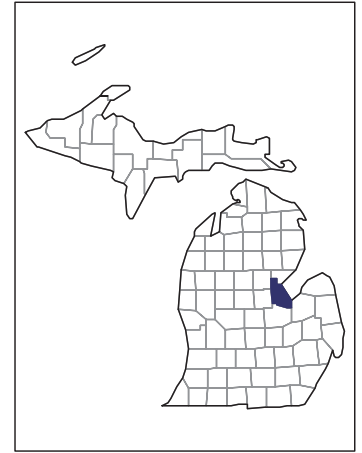
United States Department of Agriculture
National Agricultural Statistics Service

www.agcensus.usda.gov

2007 CENSUS OF AGRICULTURE

Bay County – Michigan

Farms with American Indian or Alaska Native Operators Compared with All Farms



Data are not available at this geographic level for farms with American Indian or Alaska Native operators.



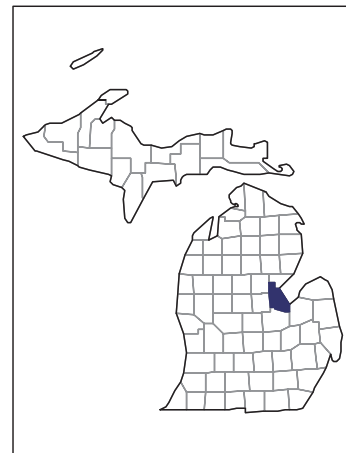
United States Department of Agriculture
National Agricultural Statistics Service

www.agcensus.usda.gov

2007 CENSUS OF AGRICULTURE

Bay County – Michigan

Farms with Asian Operators Compared with All Farms



Data are not available at this geographic level for farms with Asian operators.



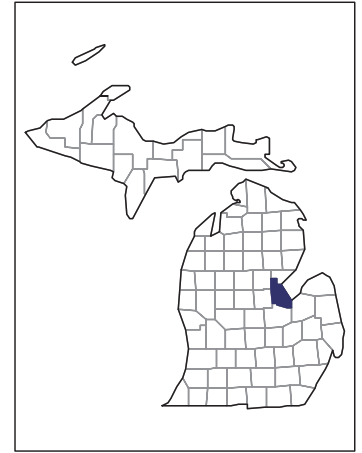
United States Department of Agriculture
National Agricultural Statistics Service

www.agcensus.usda.gov

2007 CENSUS OF AGRICULTURE

Bay County – Michigan

Farms with Black or African American Operators Compared with All Farms



Data are not available at this geographic level for farms with Black or African American operators.



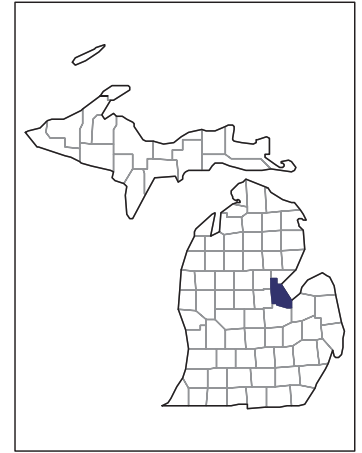
United States Department of Agriculture
National Agricultural Statistics Service

www.agcensus.usda.gov

2007 CENSUS OF AGRICULTURE

Bay County – Michigan

Farms with Native Hawaiian or Other Pacific Islander Operators Compared with All Farms



Data are not available at this geographic level for farms with Native Hawaiian or Other Pacific Islander operators.



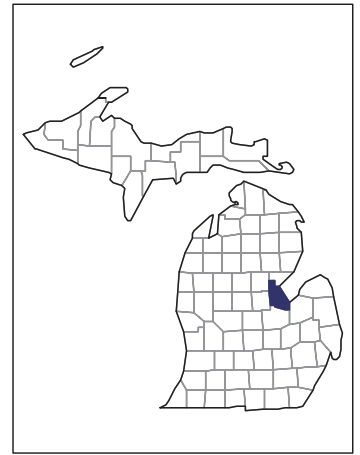
United States Department of Agriculture
National Agricultural Statistics Service

www.agcensus.usda.gov

2007 CENSUS OF AGRICULTURE

Bay County – Michigan

Farms with White Operators Compared with All Farms



Data are not available at this geographic level for farms with White operators.



United States Department of Agriculture
National Agricultural Statistics Service

www.agcensus.usda.gov

