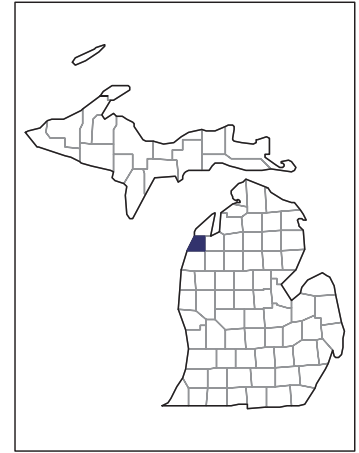


2007 CENSUS OF AGRICULTURE



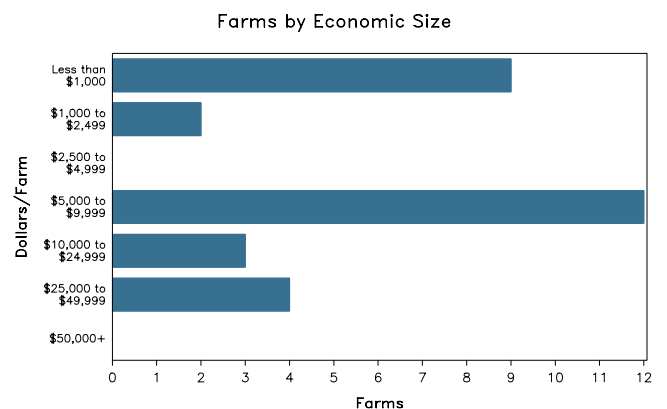
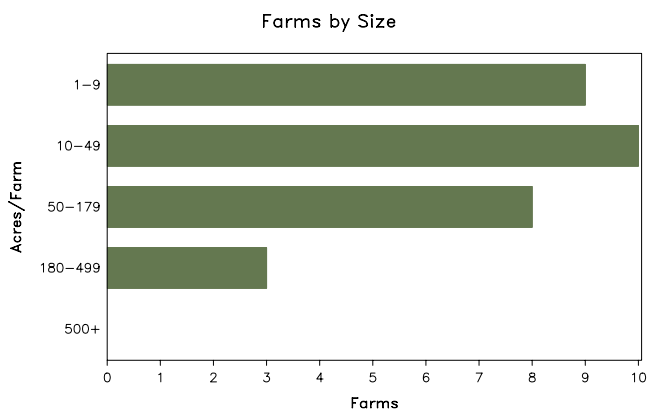
Benzie County – Michigan

Farms with Women Principal Operators Compared with All Farms

	Women Principal Operators	All Farms
Number of Farms	30	205
Land in Farms	1,706 acres	21,069 acres
Average Size of Farm	57 acres	103 acres
Market Value of Products Sold	\$314,000	\$7,981,000
Crop Sales	\$285,000	\$5,425,000
Livestock Sales	\$28,000	\$2,556,000
Average Per Farm	\$10,461	\$38,933
Government Payments	(D)	\$74,000
Average Per Farm Receiving Payments	(D)	\$2,540

See footnotes on reverse page.

Farms with Women Principal Operators



2007 CENSUS OF AGRICULTURE

Benzie County – Michigan Farms with Women Principal Operators

Selected Highlights

Item	Farms	Quantity
MARKET VALUE OF AGRICULTURAL PRODUCTS SOLD (\$1,000)		
Total value of agricultural products sold	30	314
Value of crops including nursery and greenhouse	19	285
Value of livestock, poultry, and their products	9	28
VALUE OF SALES BY COMMODITY GROUP (\$1,000)		
Grains, oilseeds, dry beans, and dry peas	-	-
Tobacco	-	-
Cotton and cottonseed	-	-
Vegetables, melons, potatoes and sweet potatoes	5	(D)
Fruits, tree nuts, and berries	8	205
Nursery, greenhouse, floriculture, and sod	7	54
Cut Christmas trees and short rotation woody crops	1	(D)
Other crops and hay	3	(D)
Poultry and eggs	7	(D)
Cattle and calves	1	(D)
Milk and other dairy products from cows	-	-
Hogs and pigs	1	(D)
Sheep, goats, and their products	-	-
Horses, ponies, mules, burros, and donkeys	1	(D)
Aquaculture	-	-
Other animals and other animal products	-	-
TOP CROP ITEMS (acres)		
Forage - land used for all hay and haylage, grass silage, and greenchop	6	262
Short-rotation woody crops	2	(D)
Cherries, tart	2	(D)
Apples	4	30
Cherries, sweet	2	(D)
TOP LIVESTOCK INVENTORY ITEMS (number)		
Layers	7	217
Horses and ponies	14	82
Cattle and calves	5	66
Rabbits and their pelts	5	(D)
Pigeons or squab	3	36

Operator Characteristics

Item	Quantity
Primary occupation:	
Farming	15
Other	15
Days worked off farm:	
None	8
Any	22
Years on present farm:	
2 years or less	-
3 to 4 years	2
5 to 9 years	12
10 years or more	16
Age group:	
Under 45 years	4
45 to 64 years	23
65 years and over	3
Average age of principal operator (years)	53.5

Economic Characteristics

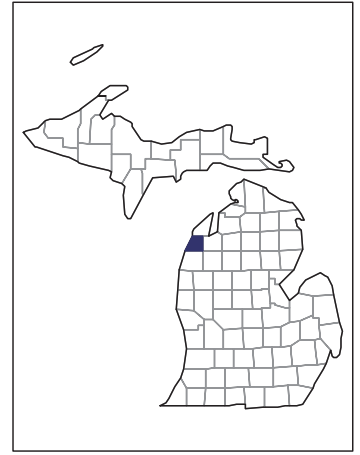
Item	Quantity
Farms by value of sales:	
Less than \$1,000	9
\$1,000 to \$2,499	2
\$2,500 to \$4,999	1
\$5,000 to \$9,999	11
\$10,000 to \$49,999	7
\$50,000 to \$99,999	-
\$100,000 to \$249,999	-
\$250,000 to \$499,999	-
\$500,000 or more	-
Total farm production expenses (\$1,000)	530
Average per farm (\$)	17,663
Net cash farm income of operation (\$1,000)	-202
Average per farm (\$)	-6,718
Value of agricultural products sold directly to individuals for human consumption (\$1,000)	(D)
Total organic product sales (\$1,000)	(D)
Total income from farm-related sources, gross before taxes and expenses (\$1,000)	13

See "Census of Agriculture, Volume 1, Geographic Area Series" for complete footnotes, explanations, definitions, and methodology.
(D) Cannot be disclosed. (Z) Less than half of the unit shown.

2007 CENSUS OF AGRICULTURE

Benzie County – Michigan

Farms with Spanish, Hispanic, or Latino Operators Compared with All Farms



Data are not available at this geographic level for farms with Spanish, Hispanic, or Latino operators.



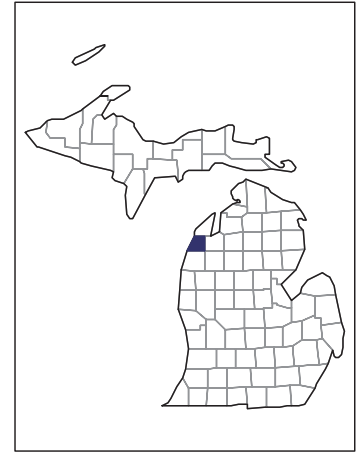
United States Department of Agriculture
National Agricultural Statistics Service

www.agcensus.usda.gov

2007 CENSUS OF AGRICULTURE

Benzie County – Michigan

Farms with American Indian or Alaska Native Operators Compared with All Farms



Data are not available at this geographic level for farms with American Indian or Alaska Native operators.



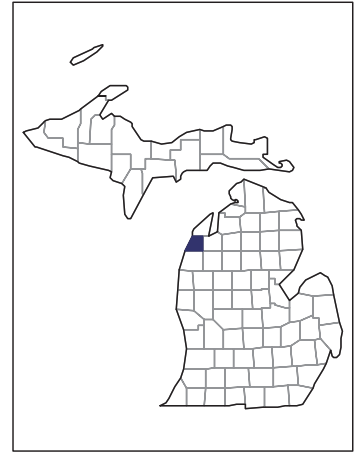
United States Department of Agriculture
National Agricultural Statistics Service

www.agcensus.usda.gov

2007 CENSUS OF AGRICULTURE

Benzie County – Michigan

**Farms with Asian Operators
Compared with All Farms**



Data are not available at this geographic level for farms with Asian operators.



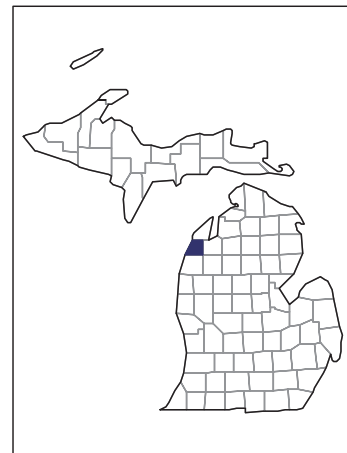
United States Department of Agriculture
National Agricultural Statistics Service

www.agcensus.usda.gov

2007 CENSUS OF AGRICULTURE

Benzie County – Michigan

Farms with Black or African American Operators Compared with All Farms



Data are not available at this geographic level for farms with Black or African American operators.



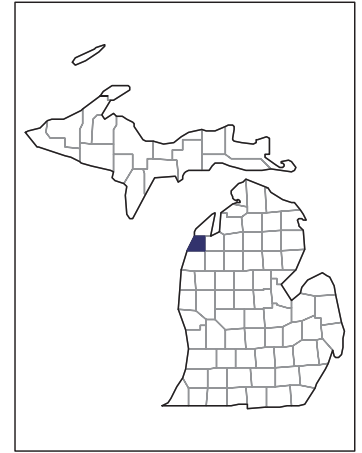
United States Department of Agriculture
National Agricultural Statistics Service

www.agcensus.usda.gov

2007 CENSUS OF AGRICULTURE

Benzie County – Michigan

Farms with Native Hawaiian or Other Pacific Islander Operators Compared with All Farms



Data are not available at this geographic level for farms with Native Hawaiian or Other Pacific Islander operators.



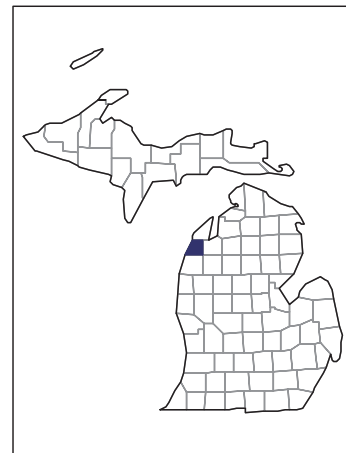
United States Department of Agriculture
National Agricultural Statistics Service

www.agcensus.usda.gov

2007 CENSUS OF AGRICULTURE

Benzie County – Michigan

**Farms with White Operators
Compared with All Farms**



Data are not available at this geographic level for farms with White operators.



United States Department of Agriculture
National Agricultural Statistics Service

www.agcensus.usda.gov

