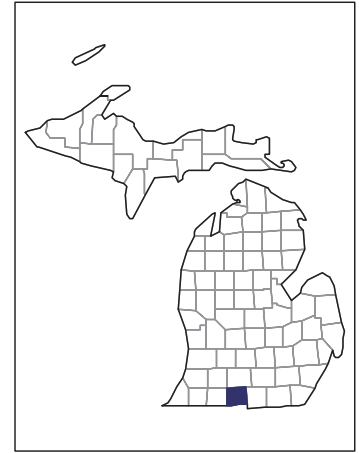


2007 CENSUS OF AGRICULTURE



Branch County – Michigan

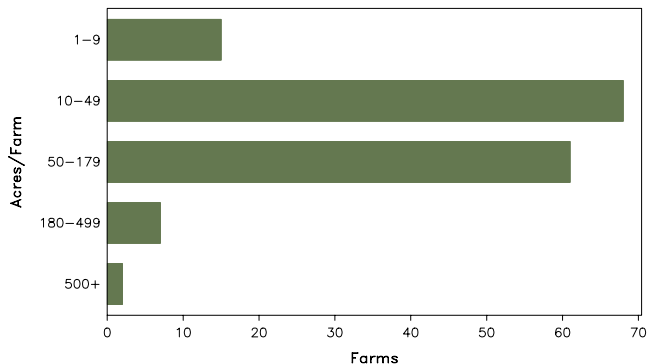
Farms with Women Principal Operators Compared with All Farms

	Women Principal Operators	All Farms
Number of Farms	153	1,129
Land in Farms	11,338 acres	250,134 acres
Average Size of Farm	74 acres	222 acres
Market Value of Products Sold	\$8,640,000	\$115,430,000
Crop Sales	(D)	\$69,380,000
Livestock Sales	(D)	\$46,050,000
Average Per Farm	\$56,471	\$102,241
Government Payments	\$206,000	\$3,804,000
Average Per Farm Receiving Payments	\$2,396	\$5,299

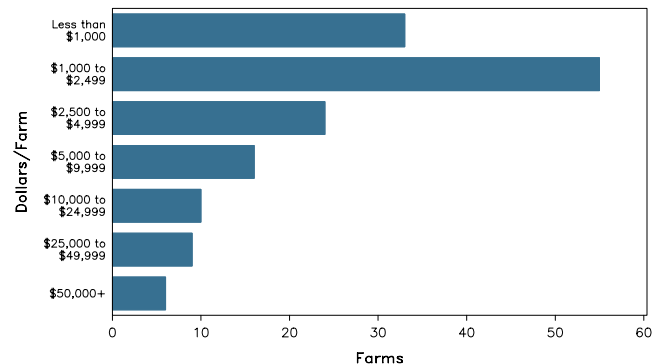
See footnotes on reverse page.

Farms with Women Principal Operators

Farms by Size



Farms by Economic Size



2007 CENSUS OF AGRICULTURE

Branch County – Michigan Farms with Women Principal Operators

Selected Highlights

Item	Farms	Quantity
MARKET VALUE OF AGRICULTURAL PRODUCTS SOLD (\$1,000)		
Total value of agricultural products sold	153	8,640
Value of crops including nursery and greenhouse	46	(D)
Value of livestock, poultry, and their products	41	(D)
VALUE OF SALES BY COMMODITY GROUP (\$1,000)		
Grains, oilseeds, dry beans, and dry peas	23	(D)
Tobacco	-	-
Cotton and cottonseed	-	-
Vegetables, melons, potatoes and sweet potatoes	-	-
Fruits, tree nuts, and berries	1	(D)
Nursery, greenhouse, floriculture, and sod	4	(D)
Cut Christmas trees and short rotation woody crops	-	-
Other crops and hay	21	(D)
Poultry and eggs	15	9
Cattle and calves	22	151
Milk and other dairy products from cows	2	(D)
Hogs and pigs	10	(D)
Sheep, goats, and their products	12	33
Horses, ponies, mules, burros, and donkeys	8	18
Aquaculture	-	-
Other animals and other animal products	1	(D)
TOP CROP ITEMS (acres)		
Floriculture crops, total	1	(D)
Corn for grain	14	898
Forage - land used for all hay and haylage, grass silage, and greenchop	43	746
Soybeans for beans	10	575
Wheat for grain, all	4	109
TOP LIVESTOCK INVENTORY ITEMS (number)		
Cattle and calves	23	440
Layers	18	322
Sheep and lambs	10	316
Goats, all	17	266
Horses and ponies	43	234

Operator Characteristics

Item	Quantity
Primary occupation:	
Farming	46
Other	107
Days worked off farm:	
None	62
Any	91
Years on present farm:	
2 years or less	2
3 to 4 years	10
5 to 9 years	33
10 years or more	108
Age group:	
Under 45 years	30
45 to 64 years	66
65 years and over	57
Average age of principal operator (years)	59.3

Economic Characteristics

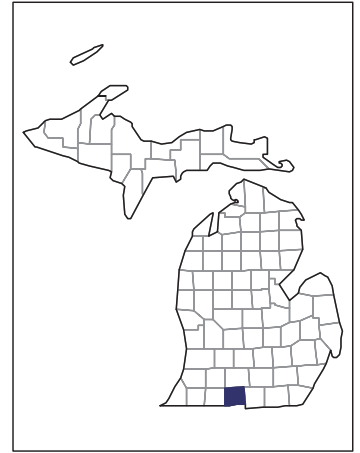
Item	Quantity
Farms by value of sales:	
Less than \$1,000	87
\$1,000 to \$2,499	21
\$2,500 to \$4,999	12
\$5,000 to \$9,999	9
\$10,000 to \$49,999	18
\$50,000 to \$99,999	3
\$100,000 to \$249,999	2
\$250,000 to \$499,999	-
\$500,000 or more	1
Total farm production expenses (\$1,000)	8,416
Average per farm (\$)	55,009
Net cash farm income of operation (\$1,000)	781
Average per farm (\$)	5,103
Value of agricultural products sold directly to individuals for human consumption (\$1,000)	33
Total organic product sales (\$1,000)	-
Total income from farm-related sources, gross before taxes and expenses (\$1,000)	351

See "Census of Agriculture, Volume 1, Geographic Area Series" for complete footnotes, explanations, definitions, and methodology.
(D) Cannot be disclosed. (Z) Less than half of the unit shown.

2007 CENSUS OF AGRICULTURE

Branch County – Michigan

Farms with Spanish, Hispanic, or Latino Operators Compared with All Farms



Data are not available at this geographic level for farms with Spanish, Hispanic, or Latino operators.



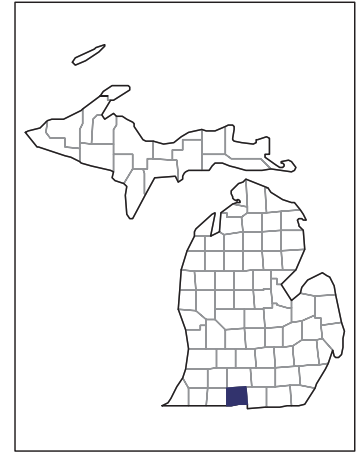
United States Department of Agriculture
National Agricultural Statistics Service

www.agcensus.usda.gov

2007 CENSUS OF AGRICULTURE

Branch County – Michigan

Farms with American Indian or Alaska Native Operators Compared with All Farms



Data are not available at this geographic level for farms with American Indian or Alaska Native operators.



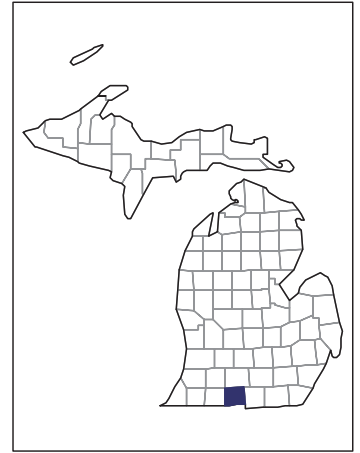
United States Department of Agriculture
National Agricultural Statistics Service

www.agcensus.usda.gov

2007 CENSUS OF AGRICULTURE

Branch County – Michigan

**Farms with Asian Operators
Compared with All Farms**



Data are not available at this geographic level for farms with Asian operators.



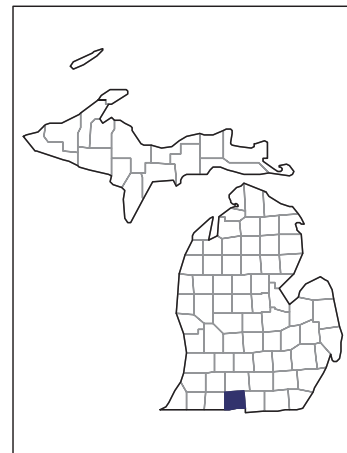
United States Department of Agriculture
National Agricultural Statistics Service

www.agcensus.usda.gov

2007 CENSUS OF AGRICULTURE

Branch County – Michigan

Farms with Black or African American Operators Compared with All Farms



Data are not available at this geographic level for farms with Black or African American operators.



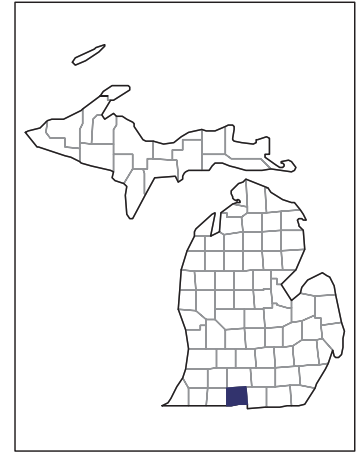
United States Department of Agriculture
National Agricultural Statistics Service

www.agcensus.usda.gov

2007 CENSUS OF AGRICULTURE

Branch County – Michigan

Farms with Native Hawaiian or Other Pacific Islander Operators Compared with All Farms



Data are not available at this geographic level for farms with Native Hawaiian or Other Pacific Islander operators.



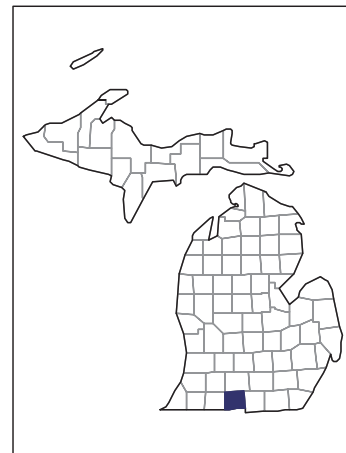
United States Department of Agriculture
National Agricultural Statistics Service

www.agcensus.usda.gov

2007 CENSUS OF AGRICULTURE

Branch County – Michigan

Farms with White Operators Compared with All Farms



Data are not available at this geographic level for farms with White operators.



United States Department of Agriculture
National Agricultural Statistics Service

www.agcensus.usda.gov

