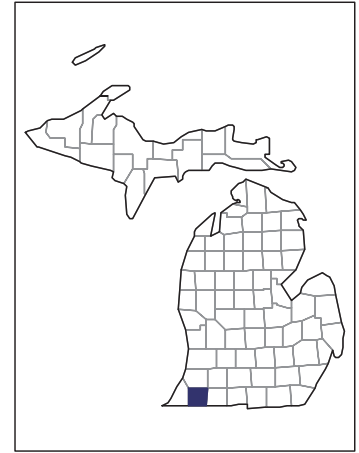


2007 CENSUS OF AGRICULTURE



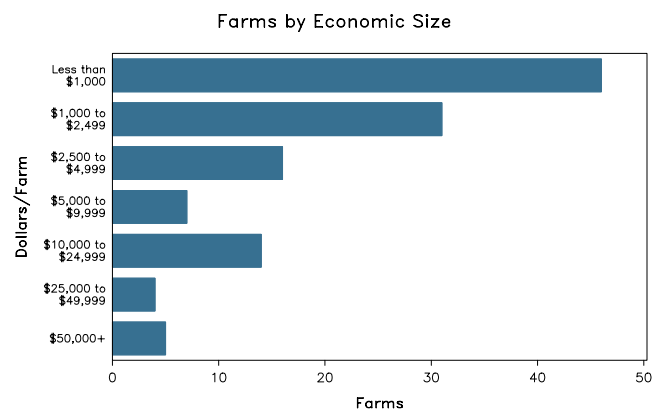
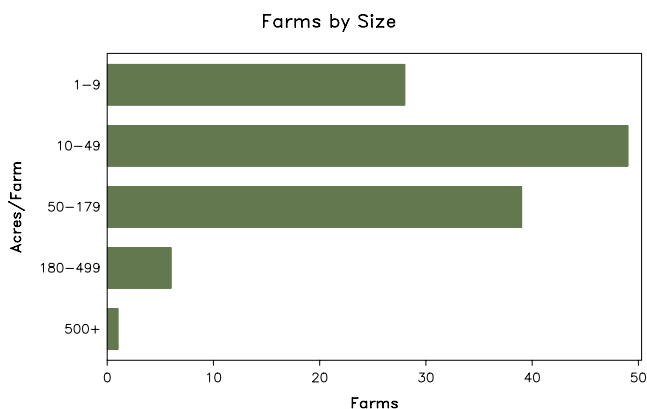
Cass County – Michigan

Farms with Women Principal Operators Compared with All Farms

	Women Principal Operators	All Farms
Number of Farms	123	811
Land in Farms	8,276 acres	190,330 acres
Average Size of Farm	67 acres	235 acres
Market Value of Products Sold	\$1,115,000	\$101,549,000
Crop Sales	\$822,000	\$55,685,000
Livestock Sales	\$293,000	\$45,863,000
Average Per Farm	\$9,066	\$125,214
Government Payments	\$77,000	\$2,807,000
Average Per Farm Receiving Payments	\$1,746	\$6,573

See footnotes on reverse page.

Farms with Women Principal Operators



2007 CENSUS OF AGRICULTURE

Cass County – Michigan Farms with Women Principal Operators

Selected Highlights

Item	Farms	Quantity
MARKET VALUE OF AGRICULTURAL PRODUCTS SOLD (\$1,000)		
Total value of agricultural products sold	123	1,115
Value of crops including nursery and greenhouse	38	822
Value of livestock, poultry, and their products	42	293
VALUE OF SALES BY COMMODITY GROUP (\$1,000)		
Grains, oilseeds, dry beans, and dry peas	26	(D)
Tobacco	-	-
Cotton and cottonseed	-	-
Vegetables, melons, potatoes and sweet potatoes	1	(D)
Fruits, tree nuts, and berries	1	(D)
Nursery, greenhouse, floriculture, and sod	5	(D)
Cut Christmas trees and short rotation woody crops	-	-
Other crops and hay	12	122
Poultry and eggs	13	(D)
Cattle and calves	14	180
Milk and other dairy products from cows	-	-
Hogs and pigs	1	(D)
Sheep, goats, and their products	10	(D)
Horses, ponies, mules, burros, and donkeys	13	26
Aquaculture	-	-
Other animals and other animal products	3	-
TOP CROP ITEMS (acres)		
Forage - land used for all hay and haylage, grass silage, and greenchop	32	969
Corn for grain	16	668
Soybeans for beans	10	475
Oats for grain	2	(D)
Wheat for grain, all	3	44
TOP LIVESTOCK INVENTORY ITEMS (number)		
Cattle and calves	23	568
Ducks	7	457
Layers	18	376
Hogs and pigs	4	(D)
Horses and ponies	50	327

Operator Characteristics

Item	Quantity
Primary occupation:	
Farming	41
Other	82
Days worked off farm:	
None	50
Any	73
Years on present farm:	
2 years or less	12
3 to 4 years	7
5 to 9 years	25
10 years or more	79
Age group:	
Under 45 years	35
45 to 64 years	57
65 years and over	31
Average age of principal operator (years)	55.2

Economic Characteristics

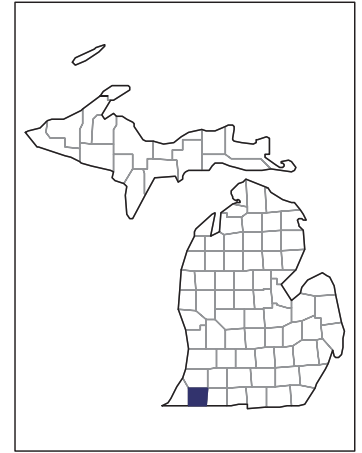
Item	Quantity
Farms by value of sales:	
Less than \$1,000	68
\$1,000 to \$2,499	14
\$2,500 to \$4,999	12
\$5,000 to \$9,999	6
\$10,000 to \$49,999	18
\$50,000 to \$99,999	3
\$100,000 to \$249,999	2
\$250,000 to \$499,999	-
\$500,000 or more	-
Total farm production expenses (\$1,000)	1,487
Average per farm (\$)	12,088
Net cash farm income of operation (\$1,000)	-28
Average per farm (\$)	-229
Value of agricultural products sold directly to individuals for human consumption (\$1,000)	(D)
Total organic product sales (\$1,000)	245
Total income from farm-related sources, gross before taxes and expenses (\$1,000)	267

See "Census of Agriculture, Volume 1, Geographic Area Series" for complete footnotes, explanations, definitions, and methodology.
(D) Cannot be disclosed. (Z) Less than half of the unit shown.

2007 CENSUS OF AGRICULTURE

Cass County – Michigan

Farms with Spanish, Hispanic, or Latino Operators Compared with All Farms



Data are not available at this geographic level for farms with Spanish, Hispanic, or Latino operators.



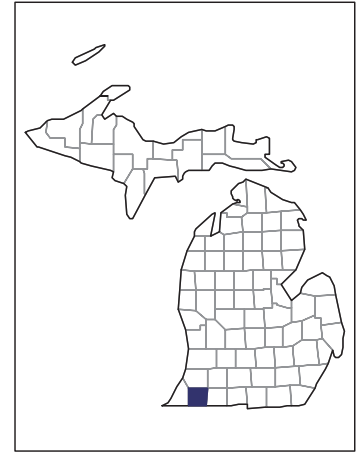
United States Department of Agriculture
National Agricultural Statistics Service

www.agcensus.usda.gov

2007 CENSUS OF AGRICULTURE

Cass County – Michigan

Farms with American Indian or Alaska Native Operators Compared with All Farms



Data are not available at this geographic level for farms with American Indian or Alaska Native operators.



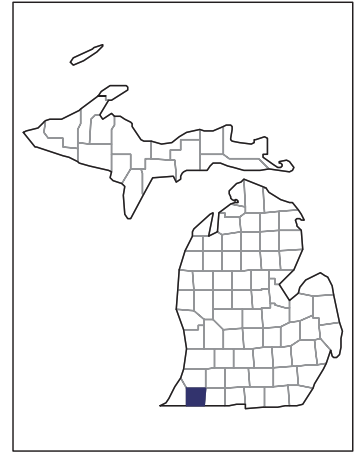
United States Department of Agriculture
National Agricultural Statistics Service

www.agcensus.usda.gov

2007 CENSUS OF AGRICULTURE

Cass County – Michigan

**Farms with Asian Operators
Compared with All Farms**



Data are not available at this geographic level for farms with Asian operators.



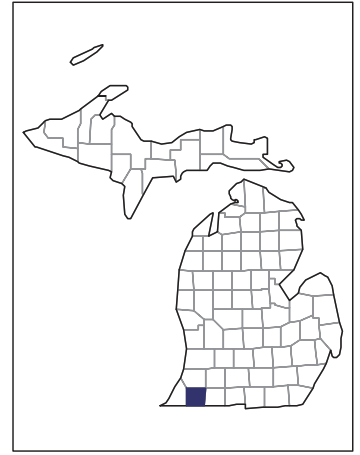
United States Department of Agriculture
National Agricultural Statistics Service

www.agcensus.usda.gov

2007 CENSUS OF AGRICULTURE

Cass County – Michigan

Farms with Black or African American Operators Compared with All Farms



Data are not available at this geographic level for farms with Black or African American operators.



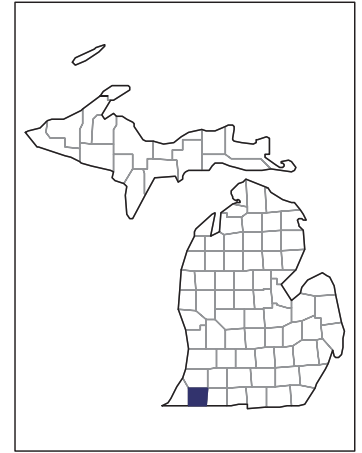
United States Department of Agriculture
National Agricultural Statistics Service

www.agcensus.usda.gov

2007 CENSUS OF AGRICULTURE

Cass County – Michigan

Farms with Native Hawaiian or Other Pacific Islander Operators Compared with All Farms



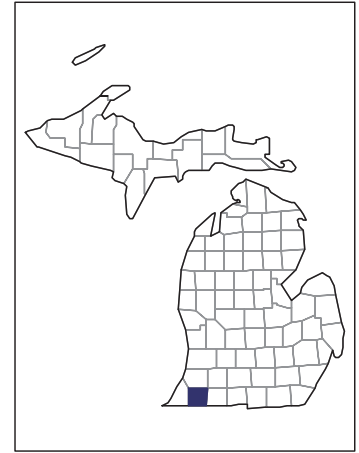
Data are not available at this geographic level for farms with Native Hawaiian or Other Pacific Islander operators.



United States Department of Agriculture
National Agricultural Statistics Service

www.agcensus.usda.gov

2007 CENSUS OF AGRICULTURE



Cass County – Michigan

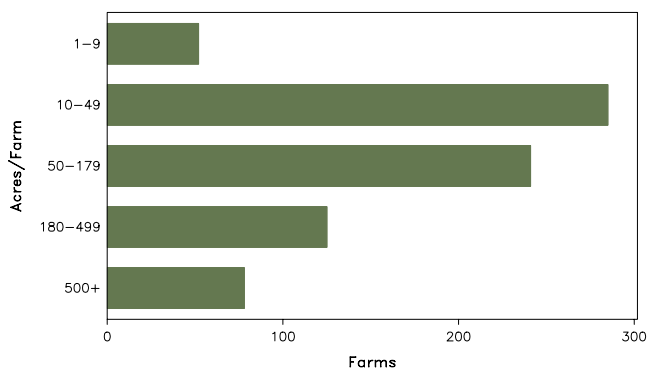
Farms with White Operators Compared with All Farms

	White Operators ²	All Farms
Number of Farm Operators ¹	1,175	1,222
Number of Farms	781	811
Land in Farms	186,782 acres	190,330 acres
Average Size of Farm	239 acres	235 acres
Market Value of Products Sold	\$100,754,000	\$101,549,000
Crop Sales	\$54,959,000	\$55,685,000
Livestock Sales	\$45,795,000	\$45,863,000
Average Per Farm	\$129,007	\$125,214
Government Payments	\$2,728,000	\$2,807,000
Average Per Farm Receiving Payments	\$6,575	\$6,573

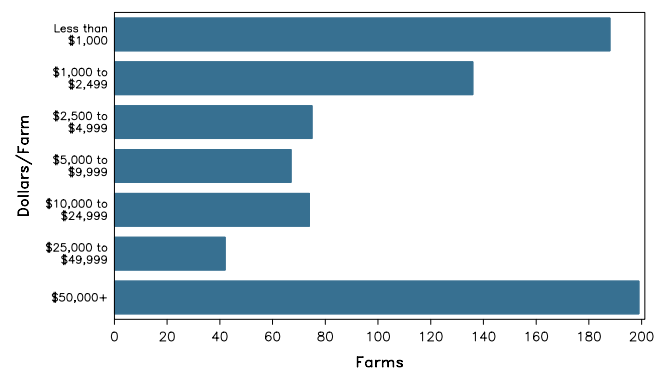
See footnotes on reverse page.

Farms with White Operators

Farms by Size



Farms by Economic Size



2007 CENSUS OF AGRICULTURE

Cass County – Michigan Farms with White Operators

Selected Highlights

Item	Farms	Quantity
MARKET VALUE OF AGRICULTURAL PRODUCTS SOLD (\$1,000)		
Total value of agricultural products sold	781	100,754
Value of crops including nursery and greenhouse	473	54,959
Value of livestock, poultry, and their products	267	45,795
VALUE OF SALES BY COMMODITY GROUP (\$1,000)		
Grains, oilseeds, dry beans, and dry peas	296	40,179
Tobacco	-	-
Cotton and cottonseed	-	-
Vegetables, melons, potatoes and sweet potatoes	40	7,435
Fruits, tree nuts, and berries	43	4,152
Nursery, greenhouse, floriculture, and sod	24	1,847
Cut Christmas trees and short rotation woody crops	8	107
Other crops and hay	194	1,240
Poultry and eggs	71	135
Cattle and calves	120	1,520
Milk and other dairy products from cows	7	1,091
Hogs and pigs	68	42,674
Sheep, goats, and their products	49	83
Horses, ponies, mules, burros, and donkeys	41	181
Aquaculture	-	-
Other animals and other animal products	17	111
TOP CROP ITEMS (acres)		
Corn for grain	264	75,717
Soybeans for beans	215	38,082
Forage - land used for all hay and haylage, grass silage, and greenchop	300	8,404
Vegetables harvested for sale	42	5,384
Beans, snap	15	3,730
TOP LIVESTOCK INVENTORY ITEMS (number)		
Hogs and pigs	67	156,117
Cattle and calves	178	5,150
Pheasants	1	(D)
Layers	87	1,802
Horses and ponies	220	1,212

Operator Characteristics

Item	Quantity
Primary occupation:	
Farming	456
Other	719
Days worked off farm:	
None	421
Any	754
Years on present farm:	
2 years or less	47
3 to 4 years	46
5 to 9 years	200
10 years or more	882
Age group:	
Under 45 years	292
45 to 64 years	596
65 years and over	287
Average age (years)	54.3

Economic Characteristics

Item	Quantity
Farms by value of sales:	
Less than \$1,000	281
\$1,000 to \$2,499	77
\$2,500 to \$4,999	59
\$5,000 to \$9,999	56
\$10,000 to \$49,999	117
\$50,000 to \$99,999	56
\$100,000 to \$249,999	56
\$250,000 to \$499,999	33
\$500,000 or more	46
Total farm production expenses (\$1,000)	88,689
Average per farm (\$)	113,558
Net cash farm income of operation (\$1,000)	20,542
Average per farm (\$)	26,302
Value of agricultural products sold directly to individuals for human consumption (\$1,000)	649
Total organic product sales (\$1,000)	101
Total income from farm-related sources, gross before taxes and expenses (\$1,000)	5,748

See "Census of Agriculture, Volume 1, Geographic Area Series" for complete footnotes, explanations, definitions, and methodology.

(D) Cannot be disclosed. (Z) Less than half of the unit shown.

¹ Data were collected for a maximum of three operators per farm. ² Operators reporting selected race alone or in combination with other races.