

# 2007 CENSUS OF AGRICULTURE



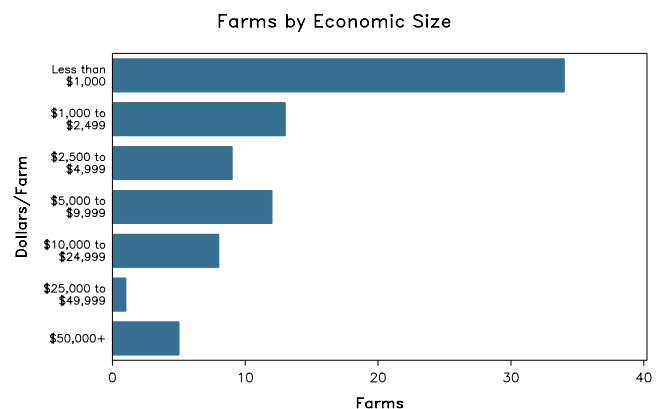
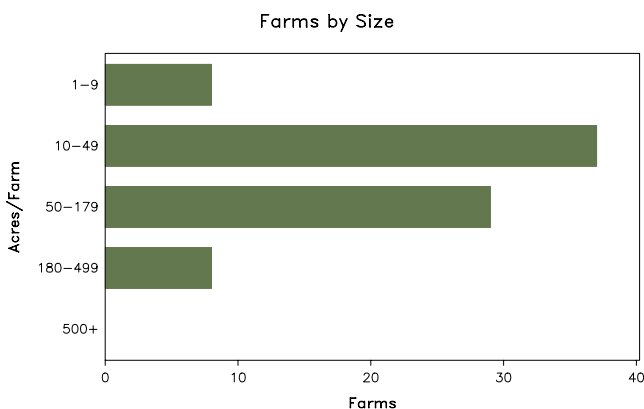
## Charlevoix County – Michigan

### Farms with Women Principal Operators Compared with All Farms

	Women Principal Operators	All Farms
<b>Number of Farms</b>	82	336
<b>Land in Farms</b>	6,198 acres	41,418 acres
<b>Average Size of Farm</b>	76 acres	123 acres
<b>Market Value of Products Sold</b>	\$784,000	\$7,648,000
Crop Sales	\$309,000	\$4,411,000
Livestock Sales	\$475,000	\$3,237,000
Average Per Farm	\$9,556	\$22,762
<b>Government Payments</b>	\$13,000	\$141,000
Average Per Farm Receiving Payments	\$915	\$1,938

See footnotes on reverse page.

### Farms with Women Principal Operators



# 2007 CENSUS OF AGRICULTURE

## Charlevoix County – Michigan Farms with Women Principal Operators

### Selected Highlights

Item	Farms	Quantity
<b>MARKET VALUE OF AGRICULTURAL PRODUCTS SOLD (\$1,000)</b>		
Total value of agricultural products sold	82	784
Value of crops including nursery and greenhouse	28	309
Value of livestock, poultry, and their products	35	475
<b>VALUE OF SALES BY COMMODITY GROUP (\$1,000)</b>		
Grains, oilseeds, dry beans, and dry peas	8	49
Tobacco	-	-
Cotton and cottonseed	-	-
Vegetables, melons, potatoes and sweet potatoes	3	18
Fruits, tree nuts, and berries	4	34
Nursery, greenhouse, floriculture, and sod	5	155
Cut Christmas trees and short rotation woody crops	-	-
Other crops and hay	19	52
Poultry and eggs	17	(D)
Cattle and calves	8	(D)
Milk and other dairy products from cows	2	(D)
Hogs and pigs	3	2
Sheep, goats, and their products	7	9
Horses, ponies, mules, burros, and donkeys	9	39
Aquaculture	-	-
Other animals and other animal products	4	276
<b>TOP CROP ITEMS (acres)</b>		
Forage - land used for all hay and haylage, grass silage, and greenchop	28	1,034
Soybeans for beans	2	(D)
Corn for grain	4	94
Corn for silage or greenchop	2	(D)
Apples	6	42
<b>TOP LIVESTOCK INVENTORY ITEMS (number)</b>		
Layers	20	565
Horses and ponies	48	418
Broilers and other meat-type chickens	6	270
Sheep and lambs	11	153
Cattle and calves	15	145

### Operator Characteristics

Item	Quantity
Primary occupation:	
Farming	29
Other	53
Days worked off farm:	
None	29
Any	53
Years on present farm:	
2 years or less	5
3 to 4 years	1
5 to 9 years	15
10 years or more	61
Age group:	
Under 45 years	18
45 to 64 years	44
65 years and over	20
Average age of principal operator (years)	54.4

### Economic Characteristics

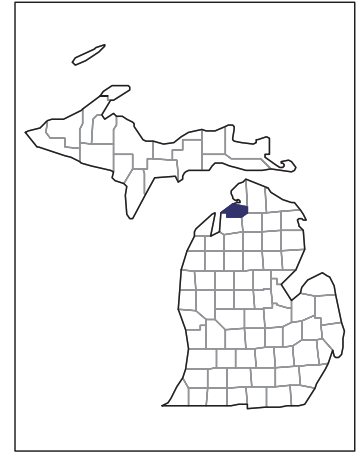
Item	Quantity
Farms by value of sales:	
Less than \$1,000	39
\$1,000 to \$2,499	8
\$2,500 to \$4,999	9
\$5,000 to \$9,999	12
\$10,000 to \$49,999	9
\$50,000 to \$99,999	3
\$100,000 to \$249,999	2
\$250,000 to \$499,999	-
\$500,000 or more	-
Total farm production expenses (\$1,000)	1,530
Average per farm (\$)	18,660
Net cash farm income of operation (\$1,000)	-610
Average per farm (\$)	-7,435
Value of agricultural products sold directly to individuals for human consumption (\$1,000)	(D)
Total organic product sales (\$1,000)	-
Total income from farm-related sources, gross before taxes and expenses (\$1,000)	124

See "Census of Agriculture, Volume 1, Geographic Area Series" for complete footnotes, explanations, definitions, and methodology.  
(D) Cannot be disclosed. (Z) Less than half of the unit shown.

# 2007 CENSUS OF AGRICULTURE

## Charlevoix County – Michigan

### Farms with Spanish, Hispanic, or Latino Operators Compared with All Farms



Data are not available at this geographic level for farms with Spanish, Hispanic, or Latino operators.



United States Department of Agriculture  
National Agricultural Statistics Service

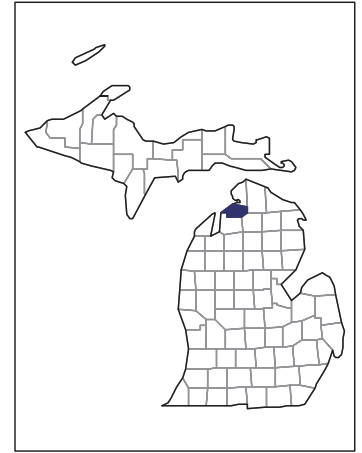
[www.agcensus.usda.gov](http://www.agcensus.usda.gov)



# 2007 CENSUS OF AGRICULTURE

## Charlevoix County – Michigan

### Farms with American Indian or Alaska Native Operators Compared with All Farms



Data are not available at this geographic level for farms with American Indian or Alaska Native operators.



United States Department of Agriculture  
National Agricultural Statistics Service

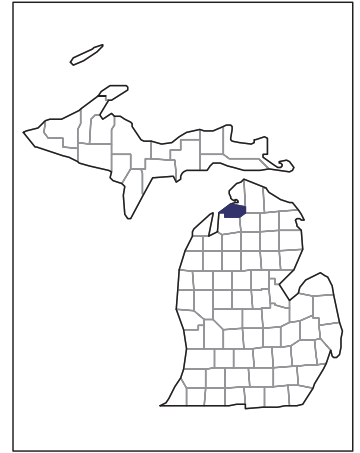
[www.agcensus.usda.gov](http://www.agcensus.usda.gov)



# 2007 CENSUS OF AGRICULTURE

## Charlevoix County – Michigan

### Farms with Asian Operators Compared with All Farms



Data are not available at this geographic level for farms with Asian operators.



United States Department of Agriculture  
National Agricultural Statistics Service

[www.agcensus.usda.gov](http://www.agcensus.usda.gov)

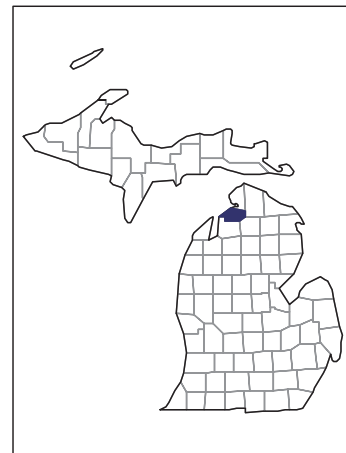




# 2007 CENSUS OF AGRICULTURE

## Charlevoix County – Michigan

### Farms with Black or African American Operators Compared with All Farms



Data are not available at this geographic level for farms with Black or African American operators.



United States Department of Agriculture  
National Agricultural Statistics Service

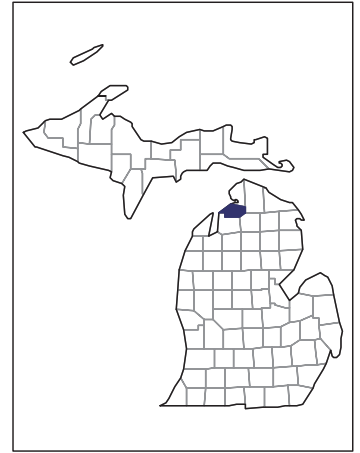
[www.agcensus.usda.gov](http://www.agcensus.usda.gov)



# 2007 CENSUS OF AGRICULTURE

## Charlevoix County – Michigan

### Farms with Native Hawaiian or Other Pacific Islander Operators Compared with All Farms



Data are not available at this geographic level for farms with Native Hawaiian or Other Pacific Islander operators.



United States Department of Agriculture  
National Agricultural Statistics Service

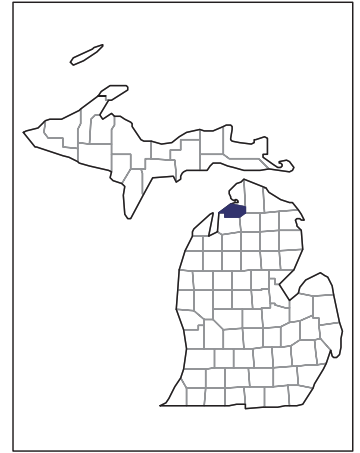
[www.agcensus.usda.gov](http://www.agcensus.usda.gov)



# 2007 CENSUS OF AGRICULTURE

## Charlevoix County – Michigan

### Farms with White Operators Compared with All Farms



Data are not available at this geographic level for farms with White operators.



United States Department of Agriculture  
National Agricultural Statistics Service

[www.agcensus.usda.gov](http://www.agcensus.usda.gov)

