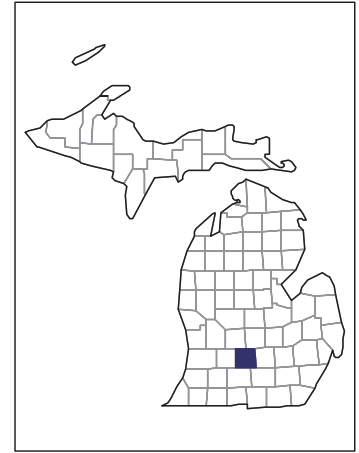


2007 CENSUS OF AGRICULTURE



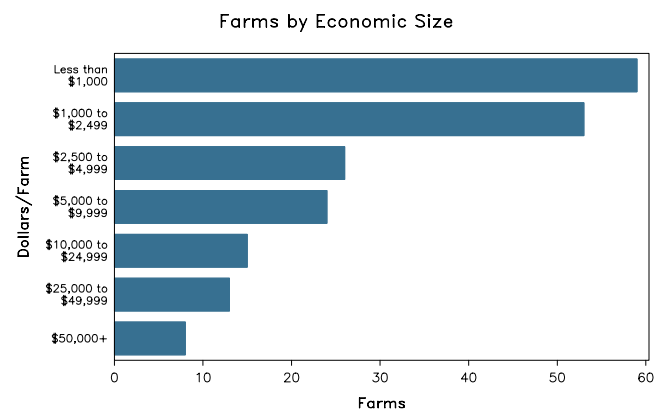
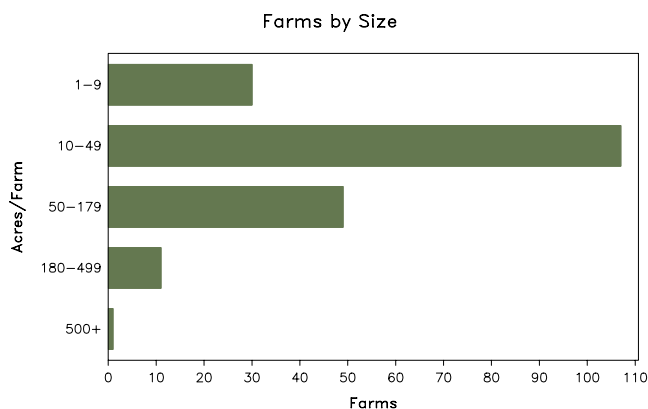
Eaton County – Michigan

Farms with Women Principal Operators Compared with All Farms

	Women Principal Operators	All Farms
Number of Farms	198	1,231
Land in Farms	12,349 acres	222,215 acres
Average Size of Farm	62 acres	181 acres
Market Value of Products Sold	\$1,953,000	\$70,642,000
Crop Sales	\$1,233,000	\$57,432,000
Livestock Sales	\$719,000	\$13,210,000
Average Per Farm	\$9,863	\$57,386
Government Payments	\$241,000	\$3,033,000
Average Per Farm Receiving Payments	\$3,713	\$5,132

See footnotes on reverse page.

Farms with Women Principal Operators



2007 CENSUS OF AGRICULTURE

Eaton County – Michigan Farms with Women Principal Operators

Selected Highlights

Item	Farms	Quantity
MARKET VALUE OF AGRICULTURAL PRODUCTS SOLD (\$1,000)		
Total value of agricultural products sold	198	1,953
Value of crops including nursery and greenhouse	58	1,233
Value of livestock, poultry, and their products	88	719
VALUE OF SALES BY COMMODITY GROUP (\$1,000)		
Grains, oilseeds, dry beans, and dry peas	24	849
Tobacco	-	-
Cotton and cottonseed	-	-
Vegetables, melons, potatoes and sweet potatoes	2	(D)
Fruits, tree nuts, and berries	4	(D)
Nursery, greenhouse, floriculture, and sod	4	(D)
Cut Christmas trees and short rotation woody crops	-	-
Other crops and hay	28	112
Poultry and eggs	24	(D)
Cattle and calves	23	(D)
Milk and other dairy products from cows	1	(D)
Hogs and pigs	8	9
Sheep, goats, and their products	12	18
Horses, ponies, mules, burros, and donkeys	31	415
Aquaculture	-	-
Other animals and other animal products	9	8
TOP CROP ITEMS (acres)		
Corn for grain	20	1,647
Soybeans for beans	11	1,009
Forage - land used for all hay and haylage, grass silage, and greenchop	50	927
Wheat for grain, all	5	439
Oats for grain	5	118
TOP LIVESTOCK INVENTORY ITEMS (number)		
Layers	24	760
Horses and ponies	86	733
Cattle and calves	38	552
Rabbits and their pelts	9	192
Pullets for laying flock replacement	8	146

Operator Characteristics

Item	Quantity
Primary occupation:	
Farming	56
Other	142
Days worked off farm:	
None	64
Any	134
Years on present farm:	
2 years or less	11
3 to 4 years	13
5 to 9 years	48
10 years or more	126
Age group:	
Under 45 years	34
45 to 64 years	119
65 years and over	45
Average age of principal operator (years)	55.0

Economic Characteristics

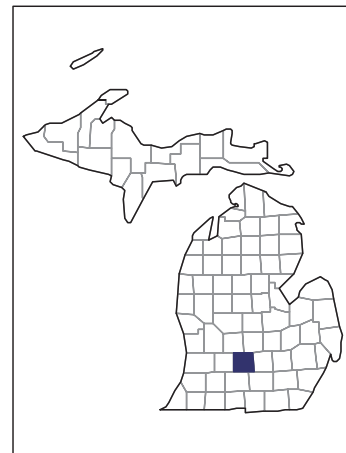
Item	Quantity
Farms by value of sales:	
Less than \$1,000	96
\$1,000 to \$2,499	38
\$2,500 to \$4,999	10
\$5,000 to \$9,999	19
\$10,000 to \$49,999	27
\$50,000 to \$99,999	2
\$100,000 to \$249,999	6
\$250,000 to \$499,999	-
\$500,000 or more	-
Total farm production expenses (\$1,000)	3,777
Average per farm (\$)	19,076
Net cash farm income of operation (\$1,000)	-704
Average per farm (\$)	-3,554
Value of agricultural products sold directly to individuals for human consumption (\$1,000)	20
Total organic product sales (\$1,000)	-
Total income from farm-related sources, gross before taxes and expenses (\$1,000)	879

See "Census of Agriculture, Volume 1, Geographic Area Series" for complete footnotes, explanations, definitions, and methodology.
(D) Cannot be disclosed. (Z) Less than half of the unit shown.

2007 CENSUS OF AGRICULTURE

Eaton County – Michigan

Farms with Spanish, Hispanic, or Latino Operators Compared with All Farms



Data are not available at this geographic level for farms with Spanish, Hispanic, or Latino operators.



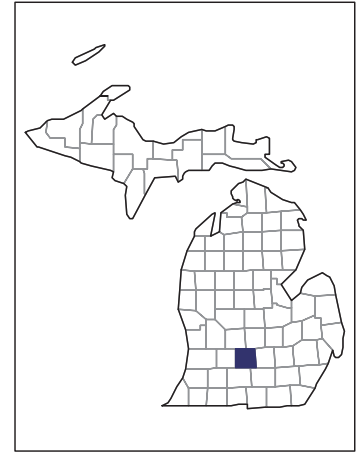
United States Department of Agriculture
National Agricultural Statistics Service

www.agcensus.usda.gov

2007 CENSUS OF AGRICULTURE

Eaton County – Michigan

Farms with American Indian or Alaska Native Operators Compared with All Farms



Data are not available at this geographic level for farms with American Indian or Alaska Native operators.



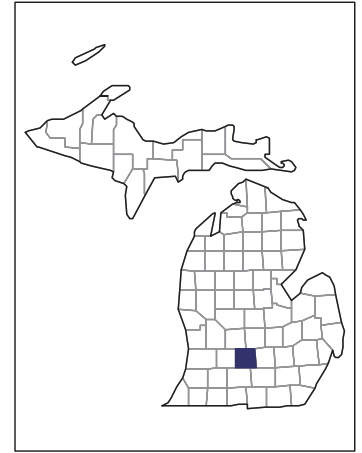
United States Department of Agriculture
National Agricultural Statistics Service

www.agcensus.usda.gov

2007 CENSUS OF AGRICULTURE

Eaton County – Michigan

**Farms with Asian Operators
Compared with All Farms**



Data are not available at this geographic level for farms with Asian operators.



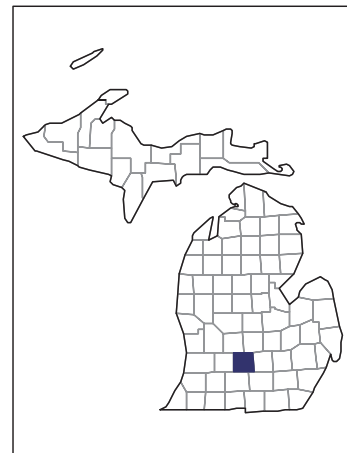
United States Department of Agriculture
National Agricultural Statistics Service

www.agcensus.usda.gov

2007 CENSUS OF AGRICULTURE

Eaton County – Michigan

Farms with Black or African American Operators Compared with All Farms



Data are not available at this geographic level for farms with Black or African American operators.



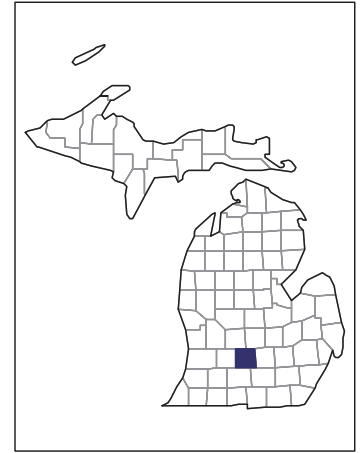
United States Department of Agriculture
National Agricultural Statistics Service

www.agcensus.usda.gov

2007 CENSUS OF AGRICULTURE

Eaton County – Michigan

Farms with Native Hawaiian or Other Pacific Islander Operators Compared with All Farms



Data are not available at this geographic level for farms with Native Hawaiian or Other Pacific Islander operators.



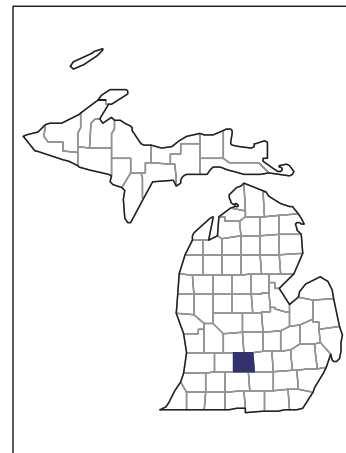
United States Department of Agriculture
National Agricultural Statistics Service

www.agcensus.usda.gov

2007 CENSUS OF AGRICULTURE

Eaton County – Michigan

Farms with White Operators Compared with All Farms



Data are not available at this geographic level for farms with White operators.



United States Department of Agriculture
National Agricultural Statistics Service

www.agcensus.usda.gov

