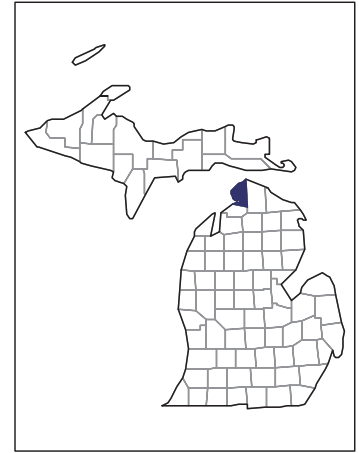


2007 CENSUS OF AGRICULTURE



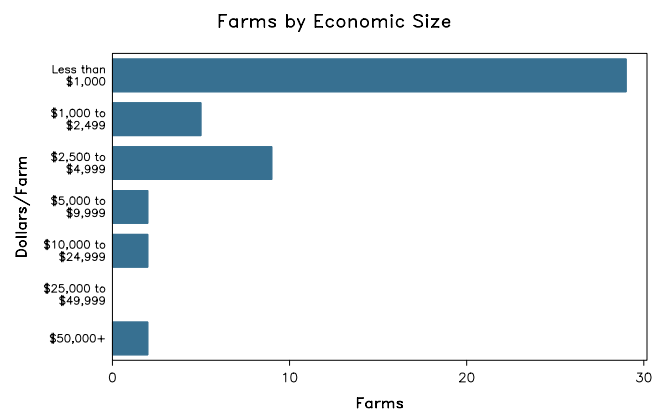
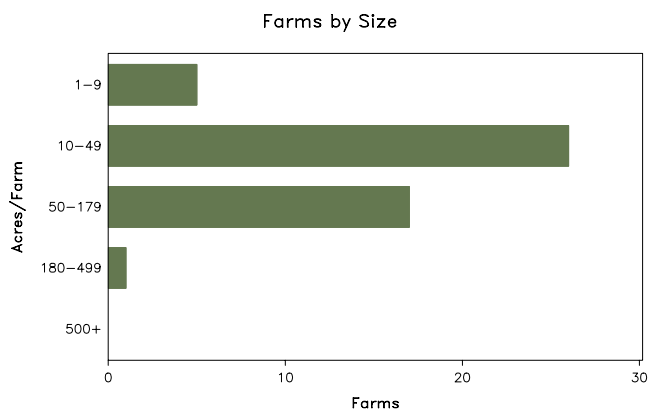
Emmet County – Michigan

Farms with Women Principal Operators Compared with All Farms

	Women Principal Operators	All Farms
Number of Farms	49	291
Land in Farms	2,253 acres	39,582 acres
Average Size of Farm	46 acres	136 acres
Market Value of Products Sold	\$256,000	\$7,450,000
Crop Sales	\$34,000	\$2,855,000
Livestock Sales	\$222,000	\$4,595,000
Average Per Farm	\$5,227	\$25,600
Government Payments	\$6,000	\$91,000
Average Per Farm Receiving Payments	\$1,197	\$1,849

See footnotes on reverse page.

Farms with Women Principal Operators



2007 CENSUS OF AGRICULTURE

Emmet County – Michigan Farms with Women Principal Operators

Selected Highlights

Item	Farms	Quantity
MARKET VALUE OF AGRICULTURAL PRODUCTS SOLD (\$1,000)		
Total value of agricultural products sold	49	256
Value of crops including nursery and greenhouse	11	34
Value of livestock, poultry, and their products	16	222
VALUE OF SALES BY COMMODITY GROUP (\$1,000)		
Grains, oilseeds, dry beans, and dry peas	3	2
Tobacco	-	-
Cotton and cottonseed	-	-
Vegetables, melons, potatoes and sweet potatoes	2	(D)
Fruits, tree nuts, and berries	1	(D)
Nursery, greenhouse, floriculture, and sod	2	(D)
Cut Christmas trees and short rotation woody crops	-	-
Other crops and hay	4	10
Poultry and eggs	5	(D)
Cattle and calves	4	29
Milk and other dairy products from cows	-	-
Hogs and pigs	1	(D)
Sheep, goats, and their products	5	6
Horses, ponies, mules, burros, and donkeys	7	186
Aquaculture	-	-
Other animals and other animal products	-	-
TOP CROP ITEMS (acres)		
Forage - land used for all hay and haylage, grass silage, and greenchop	12	583
Rye for grain	2	(D)
Barley for grain	3	26
Corn for grain	1	(D)
Nursery stock	1	(D)
TOP LIVESTOCK INVENTORY ITEMS (number)		
Horses and ponies	35	209
Broilers and other meat-type chickens	3	180
Cattle and calves	4	80
Layers	5	80
Sheep and lambs	2	(D)

Operator Characteristics

Item	Quantity
Primary occupation:	
Farming	12
Other	37
Days worked off farm:	
None	18
Any	31
Years on present farm:	
2 years or less	-
3 to 4 years	-
5 to 9 years	5
10 years or more	44
Age group:	
Under 45 years	9
45 to 64 years	26
65 years and over	14
Average age of principal operator (years)	55.8

Economic Characteristics

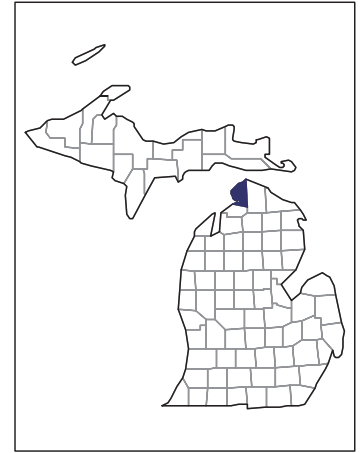
Item	Quantity
Farms by value of sales:	
Less than \$1,000	31
\$1,000 to \$2,499	4
\$2,500 to \$4,999	9
\$5,000 to \$9,999	1
\$10,000 to \$49,999	2
\$50,000 to \$99,999	2
\$100,000 to \$249,999	-
\$250,000 to \$499,999	-
\$500,000 or more	-
Total farm production expenses (\$1,000)	602
Average per farm (\$)	12,276
Net cash farm income of operation (\$1,000)	-275
Average per farm (\$)	-5,608
Value of agricultural products sold directly to individuals for human consumption (\$1,000)	3
Total organic product sales (\$1,000)	-
Total income from farm-related sources, gross before taxes and expenses (\$1,000)	65

See "Census of Agriculture, Volume 1, Geographic Area Series" for complete footnotes, explanations, definitions, and methodology.
(D) Cannot be disclosed. (Z) Less than half of the unit shown.

2007 CENSUS OF AGRICULTURE

Emmet County – Michigan

Farms with Spanish, Hispanic, or Latino Operators Compared with All Farms



Data are not available at this geographic level for farms with Spanish, Hispanic, or Latino operators.



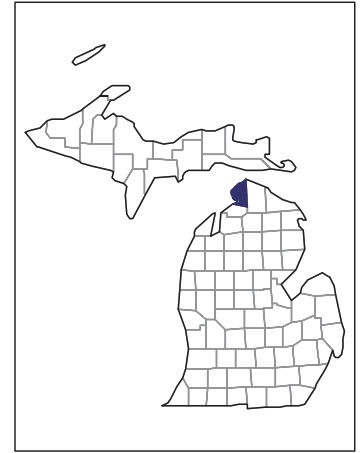
United States Department of Agriculture
National Agricultural Statistics Service

www.agcensus.usda.gov

2007 CENSUS OF AGRICULTURE

Emmet County – Michigan

Farms with American Indian or Alaska Native Operators Compared with All Farms



Data are not available at this geographic level for farms with American Indian or Alaska Native operators.



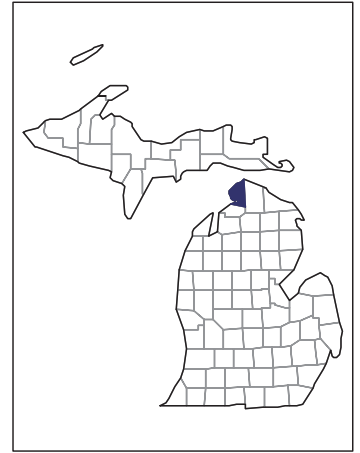
United States Department of Agriculture
National Agricultural Statistics Service

www.agcensus.usda.gov

2007 CENSUS OF AGRICULTURE

Emmet County – Michigan

**Farms with Asian Operators
Compared with All Farms**



Data are not available at this geographic level for farms with Asian operators.



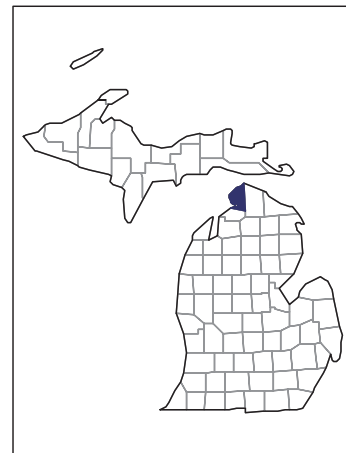
United States Department of Agriculture
National Agricultural Statistics Service

www.agcensus.usda.gov

2007 CENSUS OF AGRICULTURE

Emmet County – Michigan

Farms with Black or African American Operators Compared with All Farms



Data are not available at this geographic level for farms with Black or African American operators.



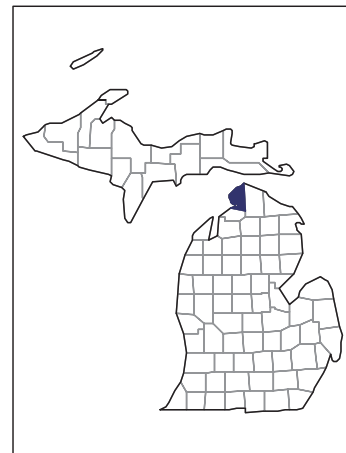
United States Department of Agriculture
National Agricultural Statistics Service

www.agcensus.usda.gov

2007 CENSUS OF AGRICULTURE

Emmet County – Michigan

Farms with Native Hawaiian or Other Pacific Islander Operators Compared with All Farms



Data are not available at this geographic level for farms with Native Hawaiian or Other Pacific Islander operators.



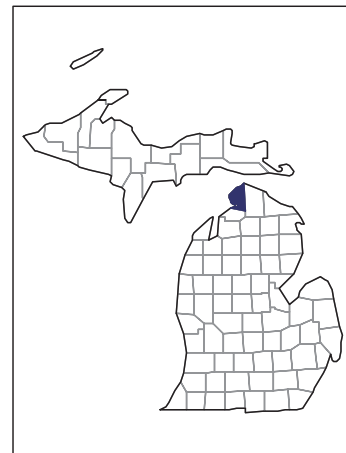
United States Department of Agriculture
National Agricultural Statistics Service

www.agcensus.usda.gov

2007 CENSUS OF AGRICULTURE

Emmet County – Michigan

Farms with White Operators Compared with All Farms



Data are not available at this geographic level for farms with White operators.



United States Department of Agriculture
National Agricultural Statistics Service

www.agcensus.usda.gov

