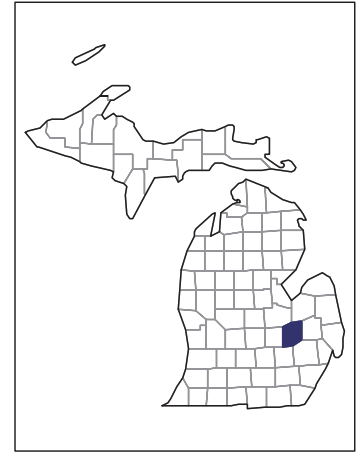


2007 CENSUS OF AGRICULTURE



Genesee County – Michigan

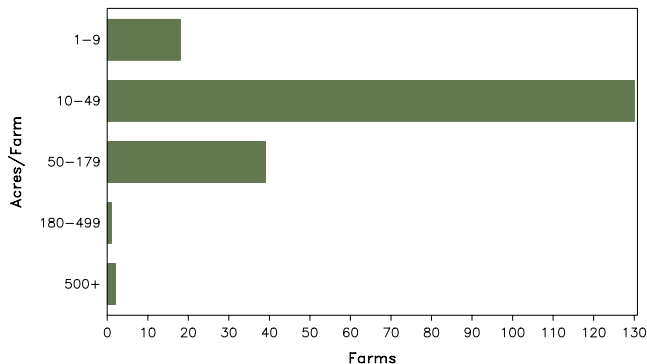
Farms with Women Principal Operators Compared with All Farms

	Women Principal Operators	All Farms
Number of Farms	190	988
Land in Farms	7,411 acres	129,232 acres
Average Size of Farm	39 acres	131 acres
Market Value of Products Sold	\$2,123,000	\$58,775,000
Crop Sales	\$1,581,000	\$47,783,000
Livestock Sales	\$543,000	\$10,992,000
Average Per Farm	\$11,176	\$59,489
Government Payments	\$35,000	\$1,569,000
Average Per Farm Receiving Payments	\$1,476	\$5,029

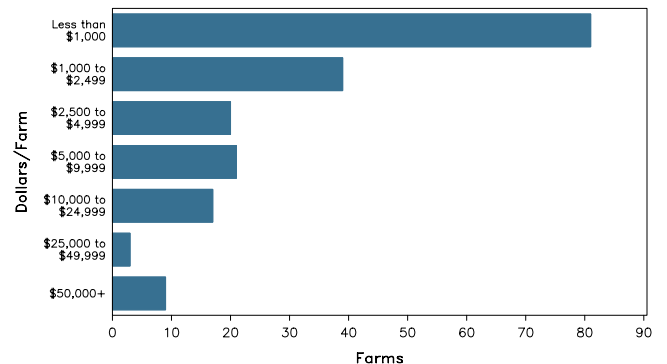
See footnotes on reverse page.

Farms with Women Principal Operators

Farms by Size



Farms by Economic Size



2007 CENSUS OF AGRICULTURE

Genesee County – Michigan Farms with Women Principal Operators

Selected Highlights

Item	Farms	Quantity
MARKET VALUE OF AGRICULTURAL PRODUCTS SOLD (\$1,000)		
Total value of agricultural products sold	190	2,123
Value of crops including nursery and greenhouse	69	1,581
Value of livestock, poultry, and their products	89	543
VALUE OF SALES BY COMMODITY GROUP (\$1,000)		
Grains, oilseeds, dry beans, and dry peas	11	(D)
Tobacco	-	-
Cotton and cottonseed	-	-
Vegetables, melons, potatoes and sweet potatoes	10	(D)
Fruits, tree nuts, and berries	5	(D)
Nursery, greenhouse, floriculture, and sod	8	933
Cut Christmas trees and short rotation woody crops	2	(D)
Other crops and hay	40	117
Poultry and eggs	29	18
Cattle and calves	23	185
Milk and other dairy products from cows	-	-
Hogs and pigs	12	8
Sheep, goats, and their products	22	60
Horses, ponies, mules, burros, and donkeys	29	250
Aquaculture	-	-
Other animals and other animal products	5	23
TOP CROP ITEMS (acres)		
Forage - land used for all hay and haylage, grass silage, and greenchop	67	1,497
Corn for grain	8	816
Soybeans for beans	5	748
Wheat for grain, all	3	260
Cut Christmas trees	1	(D)
TOP LIVESTOCK INVENTORY ITEMS (number)		
Horses and ponies	121	1,057
Layers	30	(D)
Sheep and lambs	16	525
Cattle and calves	26	369
Broilers and other meat-type chickens	7	295

Operator Characteristics

Item	Quantity
Primary occupation:	
Farming	103
Other	87
Days worked off farm:	
None	73
Any	117
Years on present farm:	
2 years or less	4
3 to 4 years	16
5 to 9 years	38
10 years or more	132
Age group:	
Under 45 years	36
45 to 64 years	117
65 years and over	37
Average age of principal operator (years)	53.7

Economic Characteristics

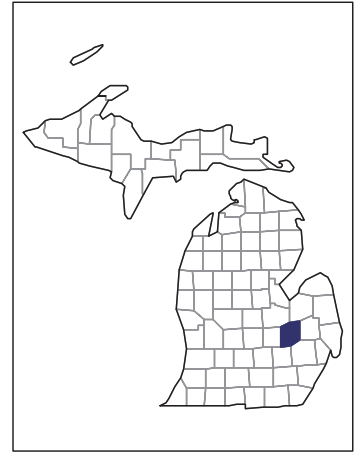
Item	Quantity
Farms by value of sales:	
Less than \$1,000	84
\$1,000 to \$2,499	36
\$2,500 to \$4,999	22
\$5,000 to \$9,999	19
\$10,000 to \$49,999	20
\$50,000 to \$99,999	4
\$100,000 to \$249,999	3
\$250,000 to \$499,999	2
\$500,000 or more	-
Total farm production expenses (\$1,000)	4,043
Average per farm (\$)	21,280
Net cash farm income of operation (\$1,000)	-929
Average per farm (\$)	-4,891
Value of agricultural products sold directly to individuals for human consumption (\$1,000)	70
Total organic product sales (\$1,000)	-
Total income from farm-related sources, gross before taxes and expenses (\$1,000)	955

See "Census of Agriculture, Volume 1, Geographic Area Series" for complete footnotes, explanations, definitions, and methodology.
(D) Cannot be disclosed. (Z) Less than half of the unit shown.

2007 CENSUS OF AGRICULTURE

Genesee County – Michigan

Farms with Spanish, Hispanic, or Latino Operators Compared with All Farms



Data are not available at this geographic level for farms with Spanish, Hispanic, or Latino operators.



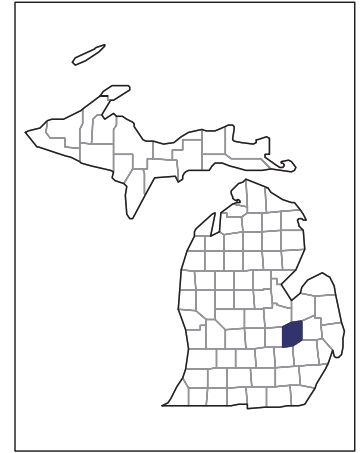
United States Department of Agriculture
National Agricultural Statistics Service

www.agcensus.usda.gov

2007 CENSUS OF AGRICULTURE

Genesee County – Michigan

Farms with American Indian or Alaska Native Operators Compared with All Farms



Data are not available at this geographic level for farms with American Indian or Alaska Native operators.



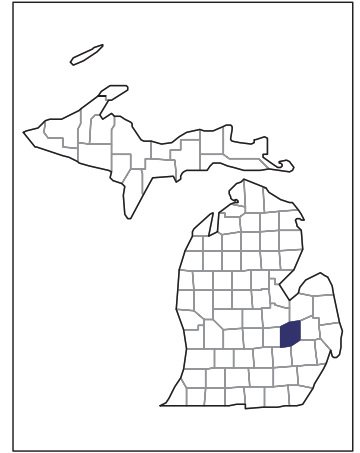
United States Department of Agriculture
National Agricultural Statistics Service

www.agcensus.usda.gov

2007 CENSUS OF AGRICULTURE

Genesee County – Michigan

Farms with Asian Operators Compared with All Farms



Data are not available at this geographic level for farms with Asian operators.



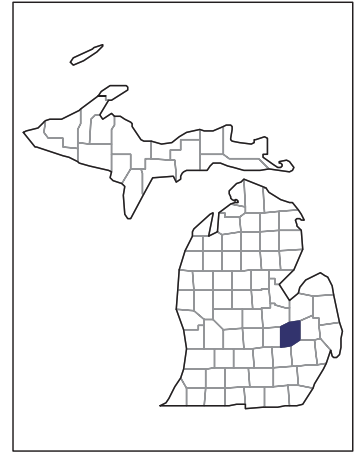
United States Department of Agriculture
National Agricultural Statistics Service

www.agcensus.usda.gov

2007 CENSUS OF AGRICULTURE

Genesee County – Michigan

Farms with Black or African American Operators Compared with All Farms



Data are not available at this geographic level for farms with Black or African American operators.



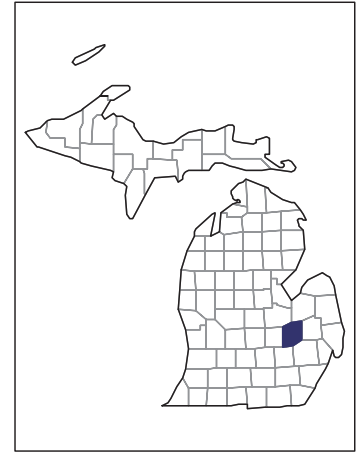
United States Department of Agriculture
National Agricultural Statistics Service

www.agcensus.usda.gov

2007 CENSUS OF AGRICULTURE

Genesee County – Michigan

Farms with Native Hawaiian or Other Pacific Islander Operators Compared with All Farms



Data are not available at this geographic level for farms with Native Hawaiian or Other Pacific Islander operators.



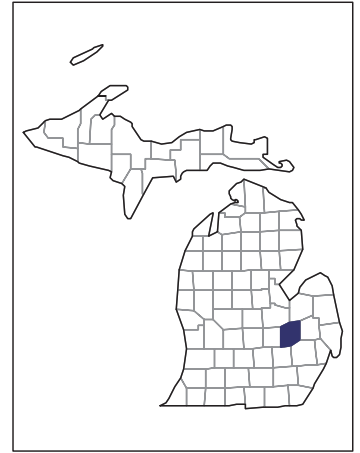
United States Department of Agriculture
National Agricultural Statistics Service

www.agcensus.usda.gov

2007 CENSUS OF AGRICULTURE

Genesee County – Michigan

Farms with White Operators Compared with All Farms



Data are not available at this geographic level for farms with White operators.



United States Department of Agriculture
National Agricultural Statistics Service

www.agcensus.usda.gov

