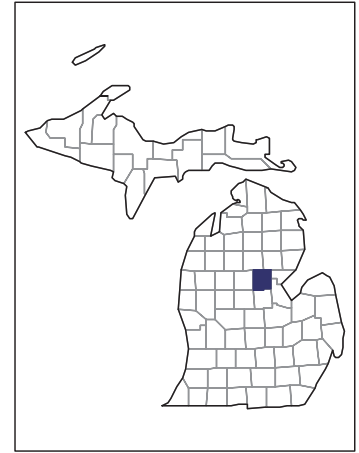


2007 CENSUS OF AGRICULTURE



Gladwin County – Michigan

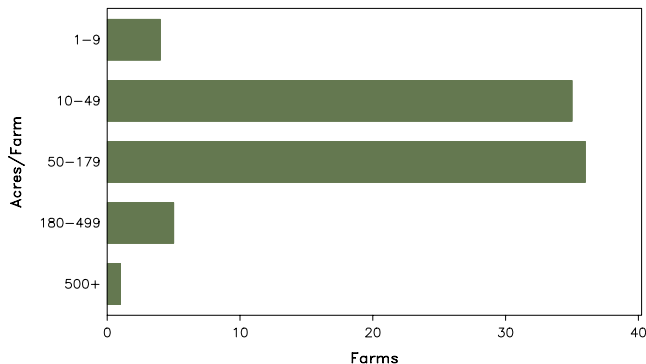
Farms with Women Principal Operators Compared with All Farms

	Women Principal Operators	All Farms
Number of Farms	81	557
Land in Farms	5,678 acres	67,634 acres
Average Size of Farm	70 acres	121 acres
Market Value of Products Sold	\$436,000	\$12,105,000
Crop Sales	\$108,000	\$6,570,000
Livestock Sales	\$328,000	\$5,535,000
Average Per Farm	\$5,383	\$21,732
Government Payments	\$26,000	\$625,000
Average Per Farm Receiving Payments	\$997	\$2,442

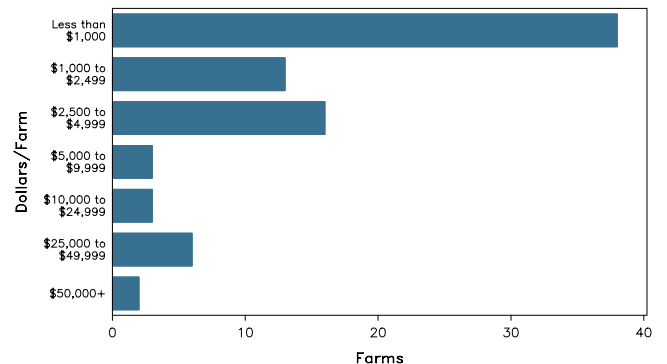
See footnotes on reverse page.

Farms with Women Principal Operators

Farms by Size



Farms by Economic Size



2007 CENSUS OF AGRICULTURE

Gladwin County – Michigan Farms with Women Principal Operators

Selected Highlights

Item	Farms	Quantity
MARKET VALUE OF AGRICULTURAL PRODUCTS SOLD (\$1,000)		
Total value of agricultural products sold	81	436
Value of crops including nursery and greenhouse	26	108
Value of livestock, poultry, and their products	34	328
VALUE OF SALES BY COMMODITY GROUP (\$1,000)		
Grains, oilseeds, dry beans, and dry peas	6	(D)
Tobacco	-	-
Cotton and cottonseed	-	-
Vegetables, melons, potatoes and sweet potatoes	-	-
Fruits, tree nuts, and berries	2	(D)
Nursery, greenhouse, floriculture, and sod	-	-
Cut Christmas trees and short rotation woody crops	-	-
Other crops and hay	18	90
Poultry and eggs	12	17
Cattle and calves	12	95
Milk and other dairy products from cows	5	156
Hogs and pigs	2	(D)
Sheep, goats, and their products	7	3
Horses, ponies, mules, burros, and donkeys	9	19
Aquaculture	-	-
Other animals and other animal products	7	(D)
TOP CROP ITEMS (acres)		
Forage - land used for all hay and haylage, grass silage, and greenchop	38	1,256
Oats for grain	5	84
Corn for grain	6	66
Corn for silage or greenchop	6	54
Emmer and spelt	4	36
TOP LIVESTOCK INVENTORY ITEMS (number)		
Cattle and calves	21	494
Layers	14	456
Horses and ponies	39	235
Deer	1	(D)
Goats, all	11	86

Operator Characteristics

Item	Quantity
Primary occupation:	
Farming	24
Other	57
Days worked off farm:	
None	45
Any	36
Years on present farm:	
2 years or less	4
3 to 4 years	9
5 to 9 years	17
10 years or more	51
Age group:	
Under 45 years	21
45 to 64 years	32
65 years and over	28
Average age of principal operator (years)	56.3

Economic Characteristics

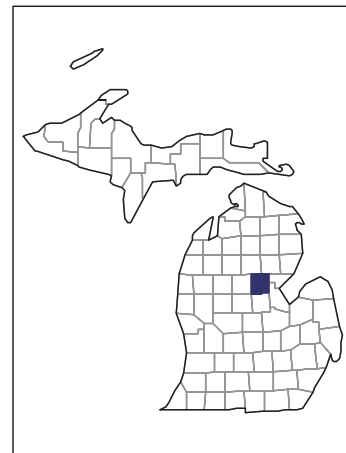
Item	Quantity
Farms by value of sales:	
Less than \$1,000	48
\$1,000 to \$2,499	7
\$2,500 to \$4,999	12
\$5,000 to \$9,999	3
\$10,000 to \$49,999	10
\$50,000 to \$99,999	1
\$100,000 to \$249,999	-
\$250,000 to \$499,999	-
\$500,000 or more	-
Total farm production expenses (\$1,000)	664
Average per farm (\$)	8,199
Net cash farm income of operation (\$1,000)	-169
Average per farm (\$)	-2,083
Value of agricultural products sold directly to individuals for human consumption (\$1,000)	(D)
Total organic product sales (\$1,000)	-
Total income from farm-related sources, gross before taxes and expenses (\$1,000)	34

See "Census of Agriculture, Volume 1, Geographic Area Series" for complete footnotes, explanations, definitions, and methodology.
(D) Cannot be disclosed. (Z) Less than half of the unit shown.

2007 CENSUS OF AGRICULTURE

Gladwin County – Michigan

Farms with Spanish, Hispanic, or Latino Operators Compared with All Farms



Data are not available at this geographic level for farms with Spanish, Hispanic, or Latino operators.



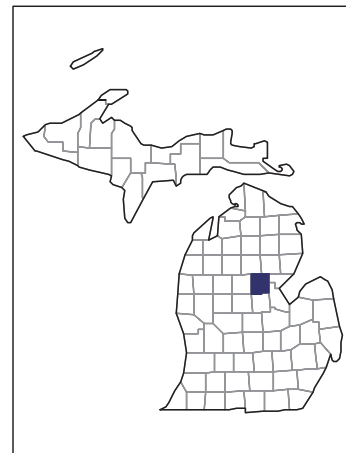
United States Department of Agriculture
National Agricultural Statistics Service

www.agcensus.usda.gov

2007 CENSUS OF AGRICULTURE

Gladwin County – Michigan

Farms with American Indian or Alaska Native Operators Compared with All Farms



Data are not available at this geographic level for farms with American Indian or Alaska Native operators.



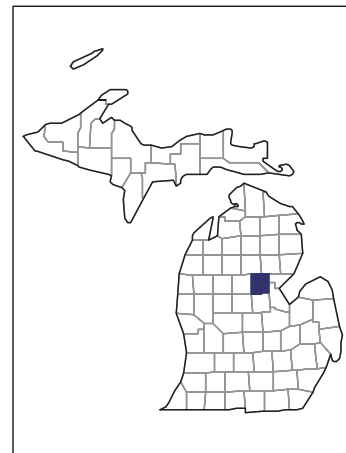
United States Department of Agriculture
National Agricultural Statistics Service

www.agcensus.usda.gov

2007 CENSUS OF AGRICULTURE

Gladwin County – Michigan

**Farms with Asian Operators
Compared with All Farms**



Data are not available at this geographic level for farms with Asian operators.



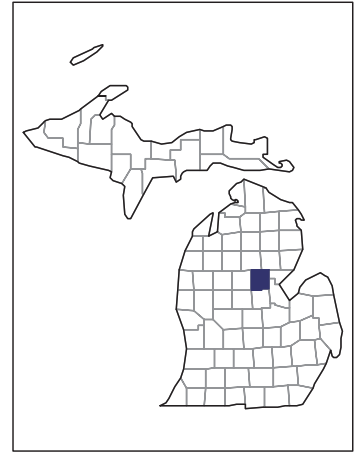
United States Department of Agriculture
National Agricultural Statistics Service

www.agcensus.usda.gov

2007 CENSUS OF AGRICULTURE

Gladwin County – Michigan

Farms with Black or African American Operators Compared with All Farms



Data are not available at this geographic level for farms with Black or African American operators.



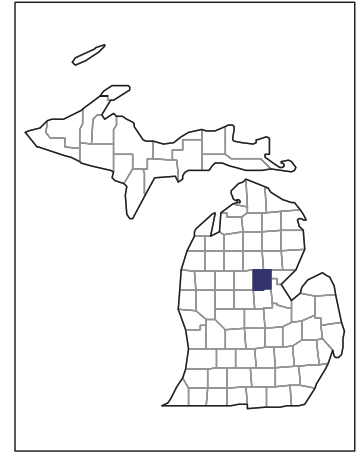
United States Department of Agriculture
National Agricultural Statistics Service

www.agcensus.usda.gov

2007 CENSUS OF AGRICULTURE

Gladwin County – Michigan

Farms with Native Hawaiian or Other Pacific Islander Operators Compared with All Farms



Data are not available at this geographic level for farms with Native Hawaiian or Other Pacific Islander operators.



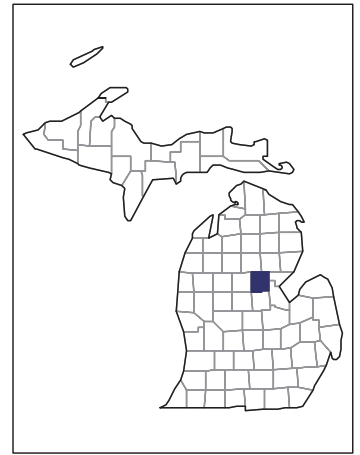
United States Department of Agriculture
National Agricultural Statistics Service

www.agcensus.usda.gov

2007 CENSUS OF AGRICULTURE

Gladwin County – Michigan

Farms with White Operators Compared with All Farms



Data are not available at this geographic level for farms with White operators.



United States Department of Agriculture
National Agricultural Statistics Service

www.agcensus.usda.gov

