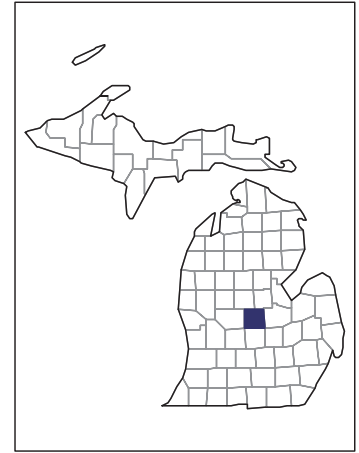


2007 CENSUS OF AGRICULTURE



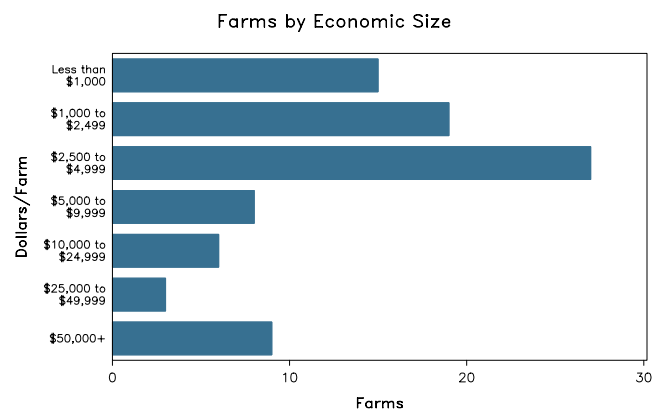
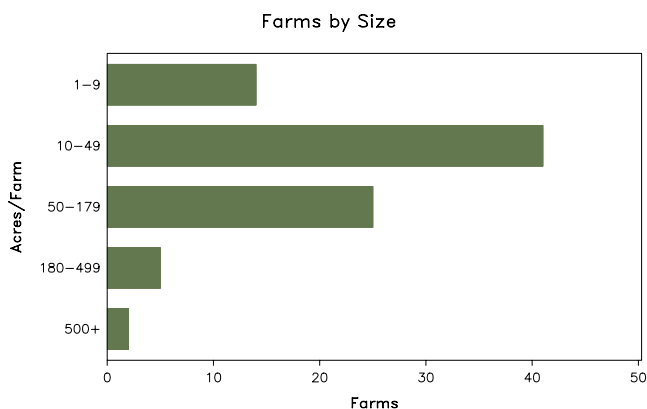
Gratiot County – Michigan

Farms with Women Principal Operators Compared with All Farms

	Women Principal Operators	All Farms
Number of Farms	87	1,036
Land in Farms	7,432 acres	286,937 acres
Average Size of Farm	85 acres	277 acres
Market Value of Products Sold	\$2,438,000	\$189,913,000
Crop Sales	\$2,261,000	\$86,088,000
Livestock Sales	\$177,000	\$103,824,000
Average Per Farm	\$28,020	\$183,313
Government Payments	\$162,000	\$4,485,000
Average Per Farm Receiving Payments	\$2,993	\$5,956

See footnotes on reverse page.

Farms with Women Principal Operators



2007 CENSUS OF AGRICULTURE

Gratiot County – Michigan Farms with Women Principal Operators

Selected Highlights

Item	Farms	Quantity
MARKET VALUE OF AGRICULTURAL PRODUCTS SOLD (\$1,000)		
Total value of agricultural products sold	87	2,438
Value of crops including nursery and greenhouse	34	2,261
Value of livestock, poultry, and their products	21	177
VALUE OF SALES BY COMMODITY GROUP (\$1,000)		
Grains, oilseeds, dry beans, and dry peas	20	(D)
Tobacco	-	-
Cotton and cottonseed	-	-
Vegetables, melons, potatoes and sweet potatoes	8	(D)
Fruits, tree nuts, and berries	-	-
Nursery, greenhouse, floriculture, and sod	4	(D)
Cut Christmas trees and short rotation woody crops	2	(D)
Other crops and hay	14	117
Poultry and eggs	5	(D)
Cattle and calves	6	27
Milk and other dairy products from cows	2	(D)
Hogs and pigs	-	-
Sheep, goats, and their products	3	1
Horses, ponies, mules, burros, and donkeys	11	50
Aquaculture	-	-
Other animals and other animal products	2	(D)
TOP CROP ITEMS (acres)		
Corn for grain	12	1,460
Soybeans for beans	10	1,240
Forage - land used for all hay and haylage, grass silage, and greenchop	16	462
Wheat for grain, all	6	203
Corn for silage or greenchop	2	(D)
TOP LIVESTOCK INVENTORY ITEMS (number)		
Layers	5	412
Rabbits and their pelts	3	229
Cattle and calves	11	211
Horses and ponies	17	195
Quail	2	(D)

Operator Characteristics

Item	Quantity
Primary occupation:	
Farming	26
Other	61
Days worked off farm:	
None	39
Any	48
Years on present farm:	
2 years or less	3
3 to 4 years	2
5 to 9 years	11
10 years or more	71
Age group:	
Under 45 years	13
45 to 64 years	42
65 years and over	32
Average age of principal operator (years)	60.1

Economic Characteristics

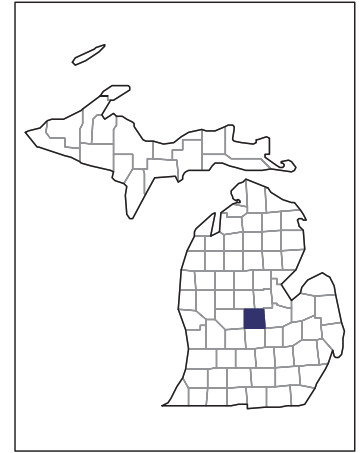
Item	Quantity
Farms by value of sales:	
Less than \$1,000	44
\$1,000 to \$2,499	6
\$2,500 to \$4,999	13
\$5,000 to \$9,999	6
\$10,000 to \$49,999	9
\$50,000 to \$99,999	7
\$100,000 to \$249,999	-
\$250,000 to \$499,999	1
\$500,000 or more	1
Total farm production expenses (\$1,000)	2,071
Average per farm (\$)	23,809
Net cash farm income of operation (\$1,000)	953
Average per farm (\$)	10,953
Value of agricultural products sold directly to individuals for human consumption (\$1,000)	64
Total organic product sales (\$1,000)	-
Total income from farm-related sources, gross before taxes and expenses (\$1,000)	425

See "Census of Agriculture, Volume 1, Geographic Area Series" for complete footnotes, explanations, definitions, and methodology.
(D) Cannot be disclosed. (Z) Less than half of the unit shown.

2007 CENSUS OF AGRICULTURE

Gratiot County – Michigan

Farms with Spanish, Hispanic, or Latino Operators Compared with All Farms



Data are not available at this geographic level for farms with Spanish, Hispanic, or Latino operators.



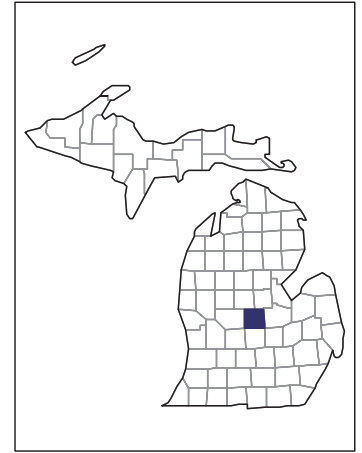
United States Department of Agriculture
National Agricultural Statistics Service

www.agcensus.usda.gov

2007 CENSUS OF AGRICULTURE

Gratiot County – Michigan

Farms with American Indian or Alaska Native Operators Compared with All Farms



Data are not available at this geographic level for farms with American Indian or Alaska Native operators.



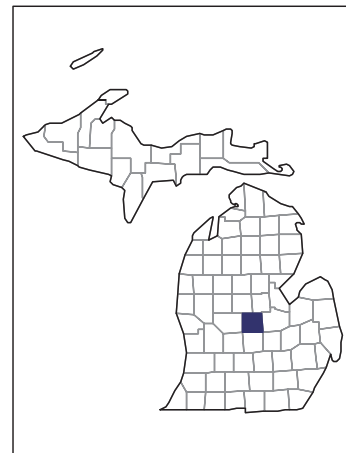
United States Department of Agriculture
National Agricultural Statistics Service

www.agcensus.usda.gov

2007 CENSUS OF AGRICULTURE

Gratiot County – Michigan

**Farms with Asian Operators
Compared with All Farms**



Data are not available at this geographic level for farms with Asian operators.



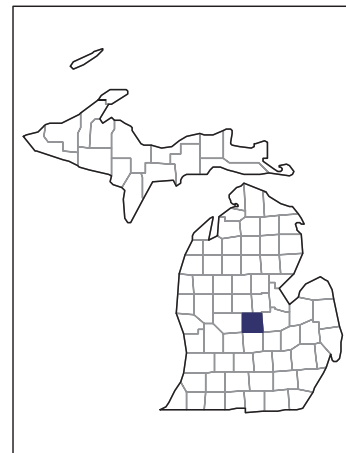
United States Department of Agriculture
National Agricultural Statistics Service

www.agcensus.usda.gov

2007 CENSUS OF AGRICULTURE

Gratiot County – Michigan

Farms with Black or African American Operators Compared with All Farms



Data are not available at this geographic level for farms with Black or African American operators.



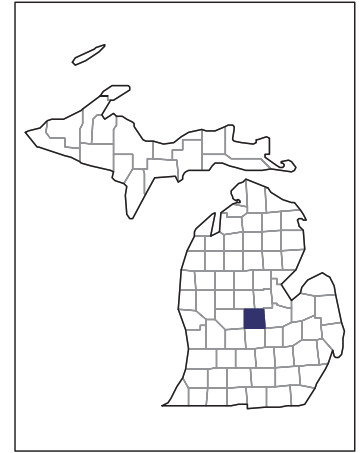
United States Department of Agriculture
National Agricultural Statistics Service

www.agcensus.usda.gov

2007 CENSUS OF AGRICULTURE

Gratiot County – Michigan

Farms with Native Hawaiian or Other Pacific Islander Operators Compared with All Farms



Data are not available at this geographic level for farms with Native Hawaiian or Other Pacific Islander operators.



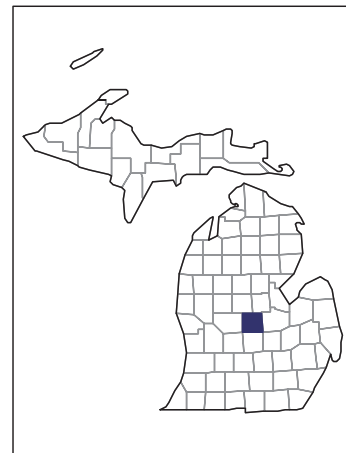
United States Department of Agriculture
National Agricultural Statistics Service

www.agcensus.usda.gov

2007 CENSUS OF AGRICULTURE

Gratiot County – Michigan

Farms with White Operators Compared with All Farms



Data are not available at this geographic level for farms with White operators.



United States Department of Agriculture
National Agricultural Statistics Service

www.agcensus.usda.gov

