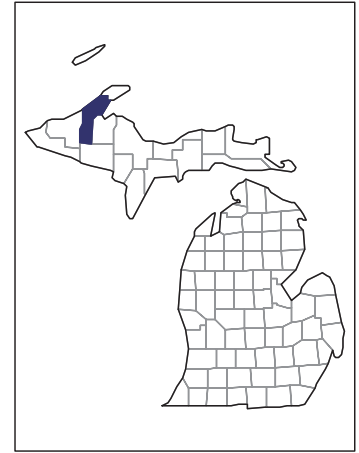


2007 CENSUS OF AGRICULTURE



Houghton County – Michigan

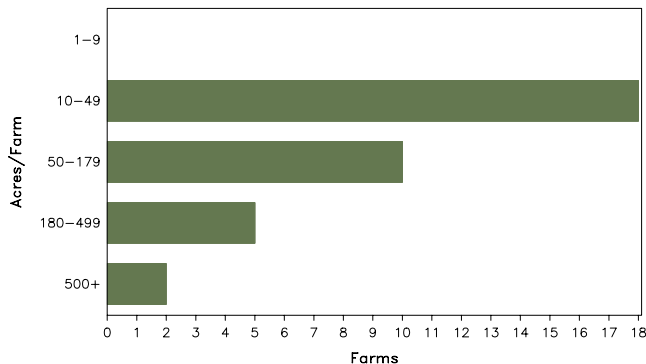
Farms with Women Principal Operators Compared with All Farms

	Women Principal Operators	All Farms
Number of Farms	35	155
Land in Farms	5,761 acres	23,643 acres
Average Size of Farm	165 acres	153 acres
Market Value of Products Sold	\$205,000	\$2,709,000
Crop Sales	\$175,000	\$1,014,000
Livestock Sales	\$31,000	\$1,695,000
Average Per Farm	\$5,868	\$17,476
Government Payments	\$11,000	\$46,000
Average Per Farm Receiving Payments	\$1,555	\$1,517

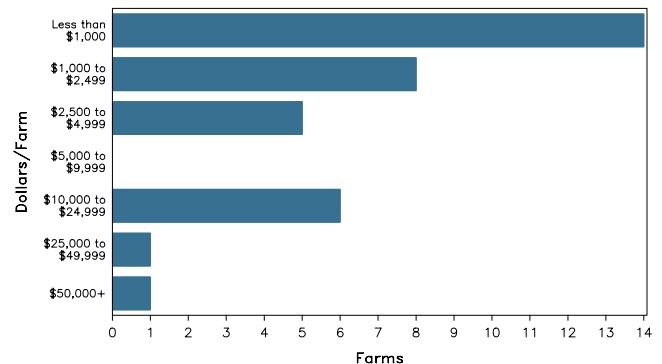
See footnotes on reverse page.

Farms with Women Principal Operators

Farms by Size



Farms by Economic Size



2007 CENSUS OF AGRICULTURE

Houghton County – Michigan Farms with Women Principal Operators

Selected Highlights

Item	Farms	Quantity
MARKET VALUE OF AGRICULTURAL PRODUCTS SOLD (\$1,000)		
Total value of agricultural products sold	35	205
Value of crops including nursery and greenhouse	14	175
Value of livestock, poultry, and their products	13	31
VALUE OF SALES BY COMMODITY GROUP (\$1,000)		
Grains, oilseeds, dry beans, and dry peas	1	(D)
Tobacco	-	-
Cotton and cottonseed	-	-
Vegetables, melons, potatoes and sweet potatoes	4	(D)
Fruits, tree nuts, and berries	9	44
Nursery, greenhouse, floriculture, and sod	1	(D)
Cut Christmas trees and short rotation woody crops	-	-
Other crops and hay	8	117
Poultry and eggs	1	(D)
Cattle and calves	4	6
Milk and other dairy products from cows	-	-
Hogs and pigs	5	(D)
Sheep, goats, and their products	-	-
Horses, ponies, mules, burros, and donkeys	3	(D)
Aquaculture	-	-
Other animals and other animal products	3	16
TOP CROP ITEMS (acres)		
Forage - land used for all hay and haylage, grass silage, and greenchop	11	637
Land in berries	5	23
Oats for grain	1	(D)
Apples	5	14
Vegetables harvested for sale	4	10
TOP LIVESTOCK INVENTORY ITEMS (number)		
Colonies of bees	4	262
Horses and ponies	17	128
Goats, all	6	47
Layers	7	42
Cattle and calves	5	34

Operator Characteristics

Item	Quantity
Primary occupation:	
Farming	23
Other	12
Days worked off farm:	
None	12
Any	23
Years on present farm:	
2 years or less	1
3 to 4 years	6
5 to 9 years	5
10 years or more	23
Age group:	
Under 45 years	5
45 to 64 years	24
65 years and over	6
Average age of principal operator (years)	53.9

Economic Characteristics

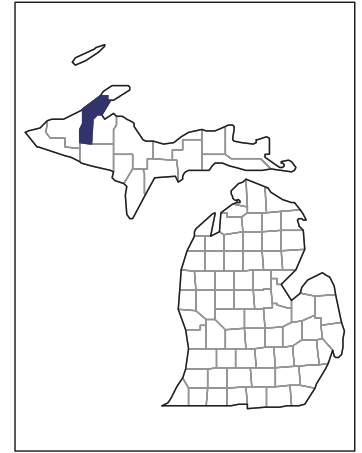
Item	Quantity
Farms by value of sales:	
Less than \$1,000	16
\$1,000 to \$2,499	8
\$2,500 to \$4,999	3
\$5,000 to \$9,999	-
\$10,000 to \$49,999	7
\$50,000 to \$99,999	1
\$100,000 to \$249,999	-
\$250,000 to \$499,999	-
\$500,000 or more	-
Total farm production expenses (\$1,000)	268
Average per farm (\$)	7,666
Net cash farm income of operation (\$1,000)	44
Average per farm (\$)	1,252
Value of agricultural products sold directly to individuals for human consumption (\$1,000)	46
Total organic product sales (\$1,000)	(D)
Total income from farm-related sources, gross before taxes and expenses (\$1,000)	96

See "Census of Agriculture, Volume 1, Geographic Area Series" for complete footnotes, explanations, definitions, and methodology.
(D) Cannot be disclosed. (Z) Less than half of the unit shown.

2007 CENSUS OF AGRICULTURE

Houghton County – Michigan

Farms with Spanish, Hispanic, or Latino Operators Compared with All Farms



Data are not available at this geographic level for farms with Spanish, Hispanic, or Latino operators.



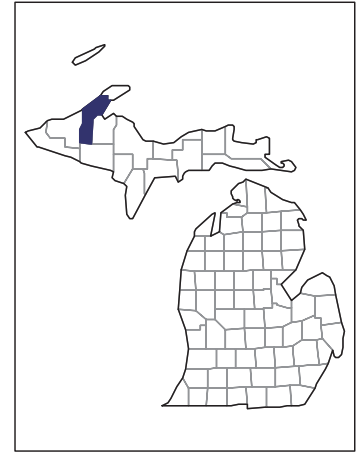
United States Department of Agriculture
National Agricultural Statistics Service

www.agcensus.usda.gov

2007 CENSUS OF AGRICULTURE

Houghton County – Michigan

Farms with American Indian or Alaska Native Operators Compared with All Farms



Data are not available at this geographic level for farms with American Indian or Alaska Native operators.



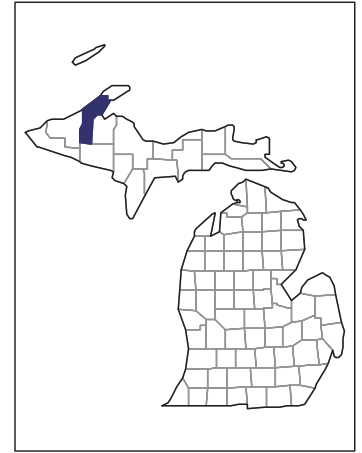
United States Department of Agriculture
National Agricultural Statistics Service

www.agcensus.usda.gov

2007 CENSUS OF AGRICULTURE

Houghton County – Michigan

Farms with Asian Operators Compared with All Farms



Data are not available at this geographic level for farms with Asian operators.



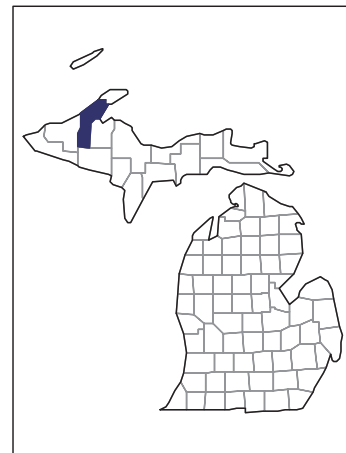
United States Department of Agriculture
National Agricultural Statistics Service

www.agcensus.usda.gov

2007 CENSUS OF AGRICULTURE

Houghton County – Michigan

Farms with Black or African American Operators Compared with All Farms



Data are not available at this geographic level for farms with Black or African American operators.



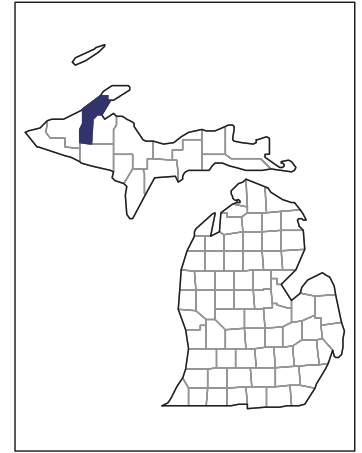
United States Department of Agriculture
National Agricultural Statistics Service

www.agcensus.usda.gov

2007 CENSUS OF AGRICULTURE

Houghton County – Michigan

Farms with Native Hawaiian or Other Pacific Islander Operators Compared with All Farms



Data are not available at this geographic level for farms with Native Hawaiian or Other Pacific Islander operators.



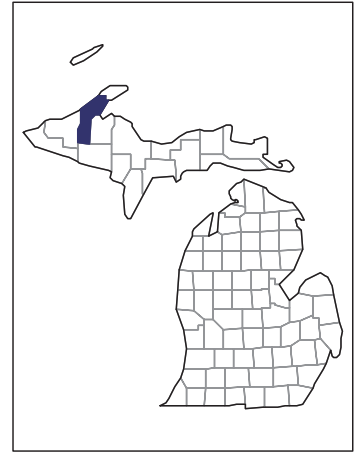
United States Department of Agriculture
National Agricultural Statistics Service

www.agcensus.usda.gov

2007 CENSUS OF AGRICULTURE

Houghton County – Michigan

Farms with White Operators Compared with All Farms



Data are not available at this geographic level for farms with White operators.



United States Department of Agriculture
National Agricultural Statistics Service

www.agcensus.usda.gov

