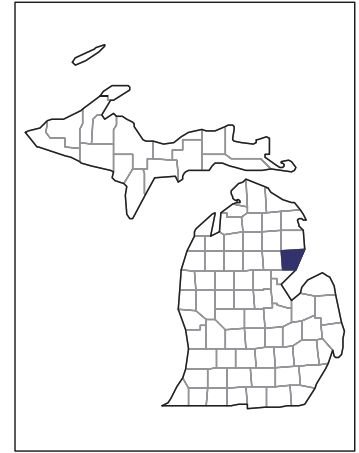


2007 CENSUS OF AGRICULTURE



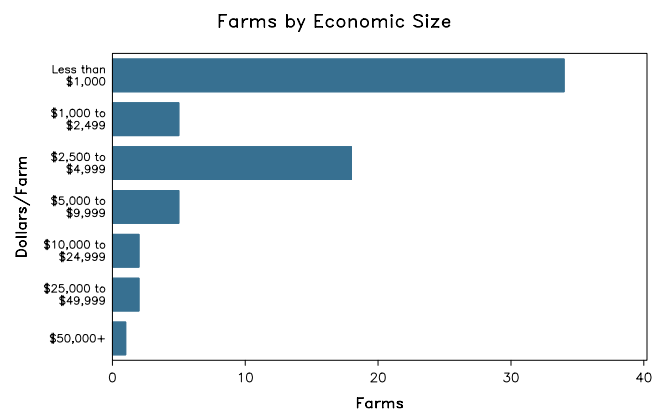
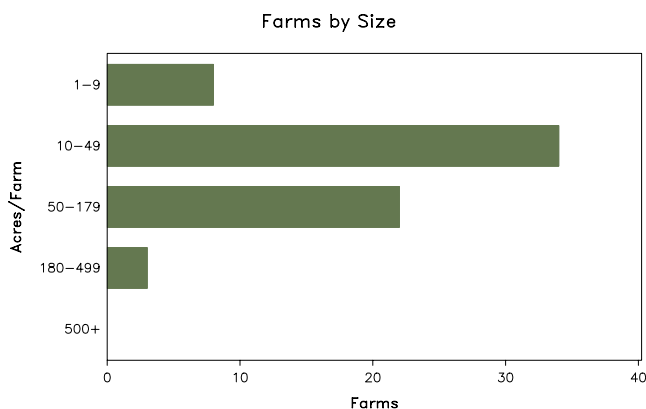
Iosco County – Michigan

Farms with Women Principal Operators Compared with All Farms

	Women Principal Operators	All Farms
Number of Farms	67	316
Land in Farms	3,660 acres	47,731 acres
Average Size of Farm	55 acres	151 acres
Market Value of Products Sold	\$233,000	\$14,995,000
Crop Sales	\$131,000	\$4,651,000
Livestock Sales	\$102,000	\$10,343,000
Average Per Farm	\$3,478	\$47,452
Government Payments	\$36,000	\$459,000
Average Per Farm Receiving Payments	\$2,770	\$4,417

See footnotes on reverse page.

Farms with Women Principal Operators



2007 CENSUS OF AGRICULTURE

Iosco County – Michigan Farms with Women Principal Operators

Selected Highlights

Item	Farms	Quantity
MARKET VALUE OF AGRICULTURAL PRODUCTS SOLD (\$1,000)		
Total value of agricultural products sold	67	233
Value of crops including nursery and greenhouse	21	131
Value of livestock, poultry, and their products	20	102
VALUE OF SALES BY COMMODITY GROUP (\$1,000)		
Grains, oilseeds, dry beans, and dry peas	5	1
Tobacco	-	-
Cotton and cottonseed	-	-
Vegetables, melons, potatoes and sweet potatoes	4	7
Fruits, tree nuts, and berries	-	-
Nursery, greenhouse, floriculture, and sod	8	100
Cut Christmas trees and short rotation woody crops	-	-
Other crops and hay	13	23
Poultry and eggs	6	1
Cattle and calves	11	(D)
Milk and other dairy products from cows	1	(D)
Hogs and pigs	1	(D)
Sheep, goats, and their products	4	5
Horses, ponies, mules, burros, and donkeys	-	-
Aquaculture	-	-
Other animals and other animal products	2	(D)
TOP CROP ITEMS (acres)		
Forage - land used for all hay and haylage, grass silage, and greenchop	23	489
Cut Christmas trees	2	(D)
Barley for grain	3	(D)
Oats for grain	2	(D)
Vegetables harvested for sale	4	4
TOP LIVESTOCK INVENTORY ITEMS (number)		
Horses and ponies	40	288
Layers	10	228
Cattle and calves	13	221
Sheep and lambs	4	82
Geese	2	(D)

Operator Characteristics

Item	Quantity
Primary occupation:	
Farming	25
Other	42
Days worked off farm:	
None	22
Any	45
Years on present farm:	
2 years or less	2
3 to 4 years	9
5 to 9 years	12
10 years or more	44
Age group:	
Under 45 years	5
45 to 64 years	44
65 years and over	18
Average age of principal operator (years)	56.4

Economic Characteristics

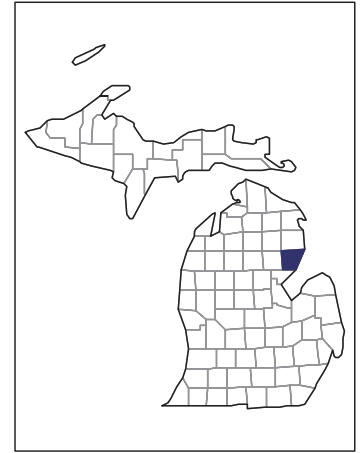
Item	Quantity
Farms by value of sales:	
Less than \$1,000	39
\$1,000 to \$2,499	6
\$2,500 to \$4,999	13
\$5,000 to \$9,999	5
\$10,000 to \$49,999	3
\$50,000 to \$99,999	1
\$100,000 to \$249,999	-
\$250,000 to \$499,999	-
\$500,000 or more	-
Total farm production expenses (\$1,000)	576
Average per farm (\$)	8,604
Net cash farm income of operation (\$1,000)	-251
Average per farm (\$)	-3,751
Value of agricultural products sold directly to individuals for human consumption (\$1,000)	14
Total organic product sales (\$1,000)	(D)
Total income from farm-related sources, gross before taxes and expenses (\$1,000)	56

See "Census of Agriculture, Volume 1, Geographic Area Series" for complete footnotes, explanations, definitions, and methodology.
(D) Cannot be disclosed. (Z) Less than half of the unit shown.

2007 CENSUS OF AGRICULTURE

Iosco County – Michigan

Farms with Spanish, Hispanic, or Latino Operators Compared with All Farms



Data are not available at this geographic level for farms with Spanish, Hispanic, or Latino operators.



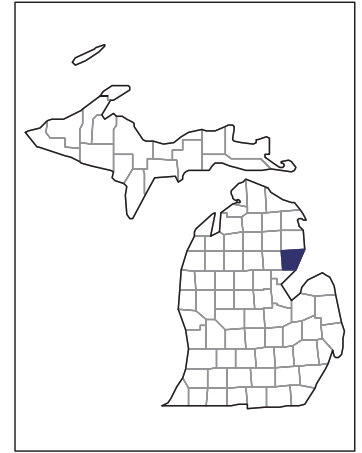
United States Department of Agriculture
National Agricultural Statistics Service

www.agcensus.usda.gov

2007 CENSUS OF AGRICULTURE

Iosco County – Michigan

Farms with American Indian or Alaska Native Operators Compared with All Farms



Data are not available at this geographic level for farms with American Indian or Alaska Native operators.



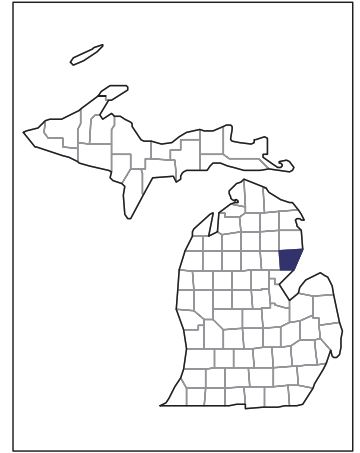
United States Department of Agriculture
National Agricultural Statistics Service

www.agcensus.usda.gov

2007 CENSUS OF AGRICULTURE

Iosco County – Michigan

Farms with Asian Operators
Compared with All Farms



Data are not available at this geographic level for farms with Asian operators.



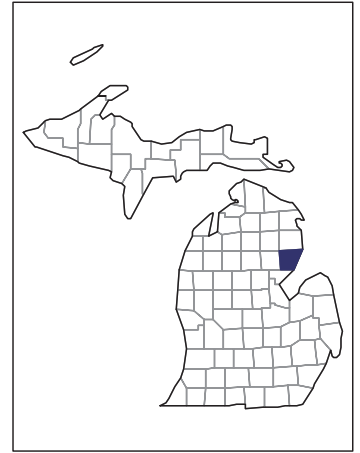
United States Department of Agriculture
National Agricultural Statistics Service

www.agcensus.usda.gov

2007 CENSUS OF AGRICULTURE

Iosco County – Michigan

Farms with Black or African American Operators Compared with All Farms



Data are not available at this geographic level for farms with Black or African American operators.



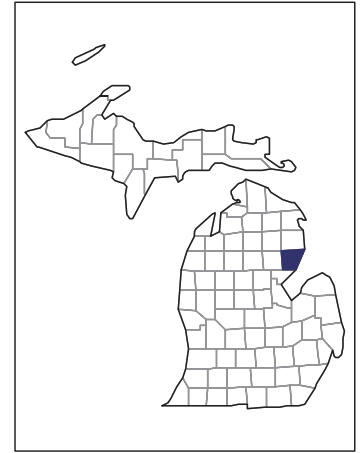
United States Department of Agriculture
National Agricultural Statistics Service

www.agcensus.usda.gov

2007 CENSUS OF AGRICULTURE

Iosco County – Michigan

Farms with Native Hawaiian or Other Pacific Islander Operators Compared with All Farms



Data are not available at this geographic level for farms with Native Hawaiian or Other Pacific Islander operators.



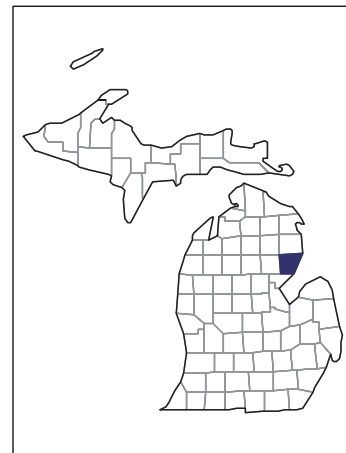
United States Department of Agriculture
National Agricultural Statistics Service

www.agcensus.usda.gov

2007 CENSUS OF AGRICULTURE

Iosco County – Michigan

Farms with White Operators
Compared with All Farms



Data are not available at this geographic level for farms with White operators.



United States Department of Agriculture
National Agricultural Statistics Service

www.agcensus.usda.gov

