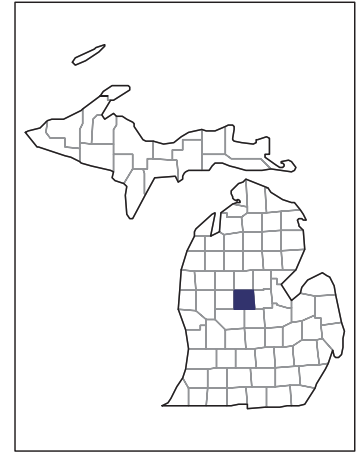


# 2007 CENSUS OF AGRICULTURE



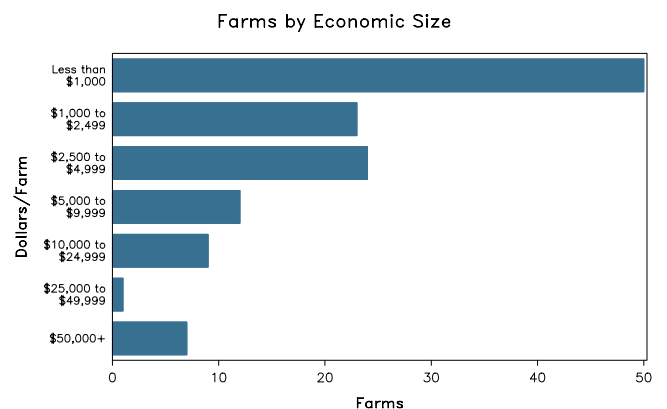
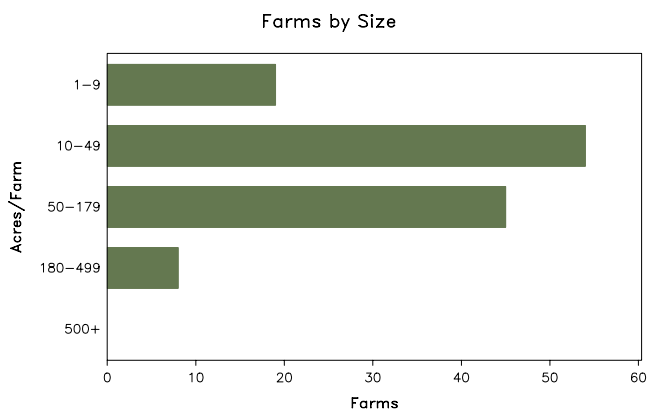
## Isabella County – Michigan

### Farms with Women Principal Operators Compared with All Farms

	Women Principal Operators	All Farms
<b>Number of Farms</b>	126	1,018
<b>Land in Farms</b>	7,001 acres	196,071 acres
<b>Average Size of Farm</b>	56 acres	193 acres
<b>Market Value of Products Sold</b>	\$1,073,000	\$71,433,000
Crop Sales	\$480,000	\$36,058,000
Livestock Sales	\$594,000	\$35,376,000
Average Per Farm	\$8,519	\$70,170
<b>Government Payments</b>	\$90,000	\$2,287,000
Average Per Farm Receiving Payments	\$2,085	\$3,971

See footnotes on reverse page.

### Farms with Women Principal Operators



# 2007 CENSUS OF AGRICULTURE

## Isabella County – Michigan Farms with Women Principal Operators

### Selected Highlights

Item	Farms	Quantity
<b>MARKET VALUE OF AGRICULTURAL PRODUCTS SOLD (\$1,000)</b>		
Total value of agricultural products sold	126	1,073
Value of crops including nursery and greenhouse	41	480
Value of livestock, poultry, and their products	44	594
<b>VALUE OF SALES BY COMMODITY GROUP (\$1,000)</b>		
Grains, oilseeds, dry beans, and dry peas	16	241
Tobacco	-	-
Cotton and cottonseed	-	-
Vegetables, melons, potatoes and sweet potatoes	4	46
Fruits, tree nuts, and berries	3	(D)
Nursery, greenhouse, floriculture, and sod	2	(D)
Cut Christmas trees and short rotation woody crops	-	-
Other crops and hay	23	169
Poultry and eggs	18	9
Cattle and calves	24	(D)
Milk and other dairy products from cows	-	-
Hogs and pigs	1	(D)
Sheep, goats, and their products	13	49
Horses, ponies, mules, burros, and donkeys	4	(D)
Aquaculture	-	-
Other animals and other animal products	2	(D)
<b>TOP CROP ITEMS (acres)</b>		
Forage - land used for all hay and haylage, grass silage, and greenchop	33	1,170
Soybeans for beans	11	545
Corn for grain	9	189
Wheat for grain, all	2	(D)
Corn for silage or greenchop	1	(D)
<b>TOP LIVESTOCK INVENTORY ITEMS (number)</b>		
Cattle and calves	24	718
Horses and ponies	57	404
Layers	21	389
Broilers and other meat-type chickens	3	(D)
Sheep and lambs	10	223

### Operator Characteristics

Item	Quantity
Primary occupation:	
Farming	34
Other	92
Days worked off farm:	
None	52
Any	74
Years on present farm:	
2 years or less	1
3 to 4 years	10
5 to 9 years	29
10 years or more	86
Age group:	
Under 45 years	30
45 to 64 years	53
65 years and over	43
Average age of principal operator (years)	57.3

### Economic Characteristics

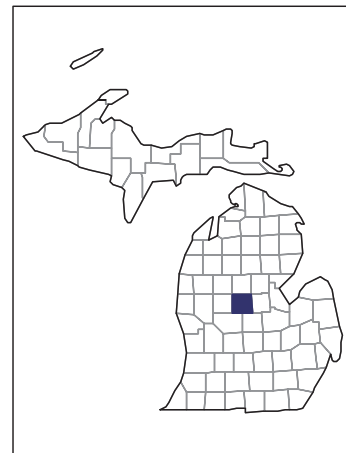
Item	Quantity
Farms by value of sales:	
Less than \$1,000	70
\$1,000 to \$2,499	13
\$2,500 to \$4,999	18
\$5,000 to \$9,999	8
\$10,000 to \$49,999	10
\$50,000 to \$99,999	4
\$100,000 to \$249,999	3
\$250,000 to \$499,999	-
\$500,000 or more	-
Total farm production expenses (\$1,000)	1,681
Average per farm (\$)	13,345
Net cash farm income of operation (\$1,000)	-244
Average per farm (\$)	-1,935
Value of agricultural products sold directly to individuals for human consumption (\$1,000)	66
Total organic product sales (\$1,000)	-
Total income from farm-related sources, gross before taxes and expenses (\$1,000)	275

See "Census of Agriculture, Volume 1, Geographic Area Series" for complete footnotes, explanations, definitions, and methodology.  
(D) Cannot be disclosed. (Z) Less than half of the unit shown.

# 2007 CENSUS OF AGRICULTURE

## Isabella County – Michigan

### Farms with Spanish, Hispanic, or Latino Operators Compared with All Farms



Data are not available at this geographic level for farms with Spanish, Hispanic, or Latino operators.



United States Department of Agriculture  
National Agricultural Statistics Service

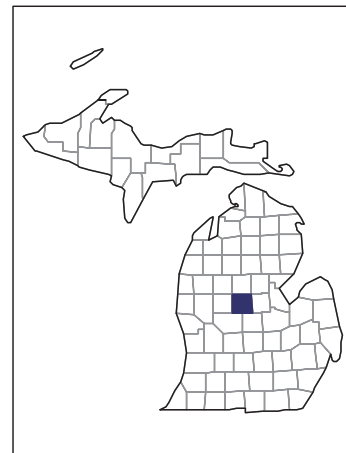
[www.agcensus.usda.gov](http://www.agcensus.usda.gov)



# 2007 CENSUS OF AGRICULTURE

## Isabella County – Michigan

### Farms with American Indian or Alaska Native Operators Compared with All Farms



Data are not available at this geographic level for farms with American Indian or Alaska Native operators.



United States Department of Agriculture  
National Agricultural Statistics Service

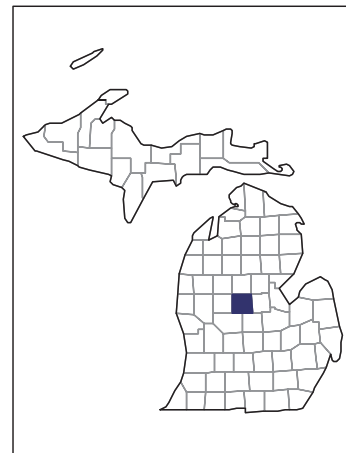
[www.agcensus.usda.gov](http://www.agcensus.usda.gov)



# 2007 CENSUS OF AGRICULTURE

Isabella County – Michigan

Farms with Asian Operators  
Compared with All Farms



Data are not available at this geographic level for farms with Asian operators.



United States Department of Agriculture  
National Agricultural Statistics Service

[www.agcensus.usda.gov](http://www.agcensus.usda.gov)

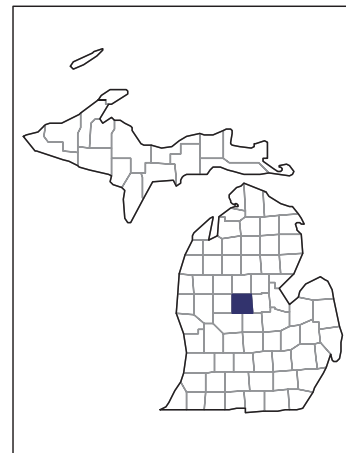




# 2007 CENSUS OF AGRICULTURE

## Isabella County – Michigan

### Farms with Black or African American Operators Compared with All Farms



Data are not available at this geographic level for farms with Black or African American operators.



United States Department of Agriculture  
National Agricultural Statistics Service

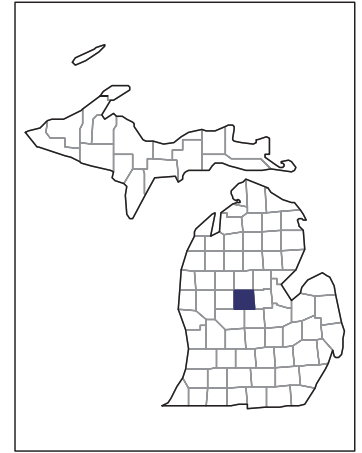
[www.agcensus.usda.gov](http://www.agcensus.usda.gov)



# 2007 CENSUS OF AGRICULTURE

## Isabella County – Michigan

### Farms with Native Hawaiian or Other Pacific Islander Operators Compared with All Farms



Data are not available at this geographic level for farms with Native Hawaiian or Other Pacific Islander operators.



United States Department of Agriculture  
National Agricultural Statistics Service

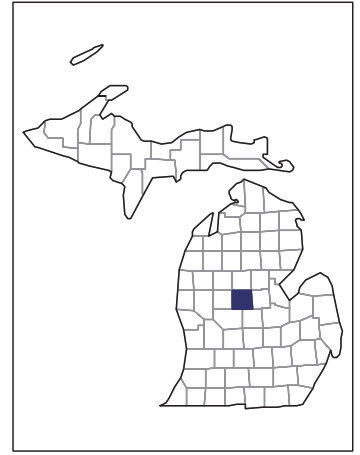
[www.agcensus.usda.gov](http://www.agcensus.usda.gov)



# 2007 CENSUS OF AGRICULTURE

Isabella County – Michigan

Farms with White Operators  
Compared with All Farms



Data are not available at this geographic level for farms with White operators.



United States Department of Agriculture  
National Agricultural Statistics Service

[www.agcensus.usda.gov](http://www.agcensus.usda.gov)

