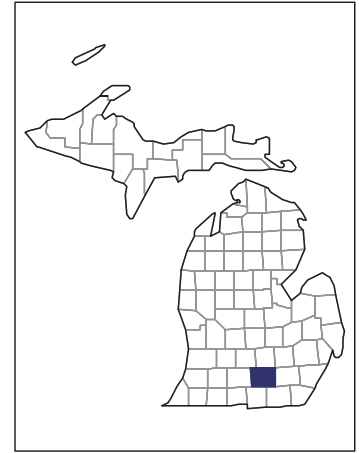


2007 CENSUS OF AGRICULTURE



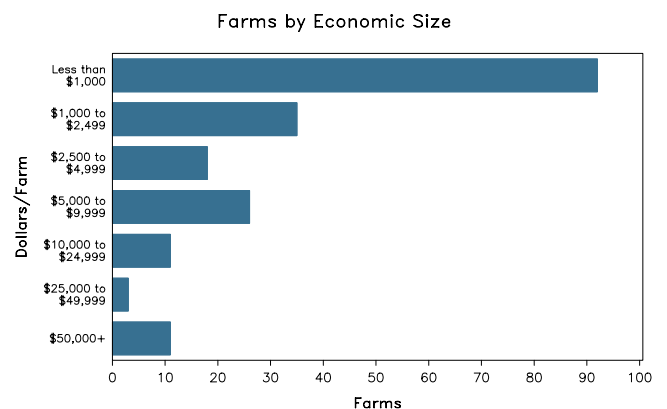
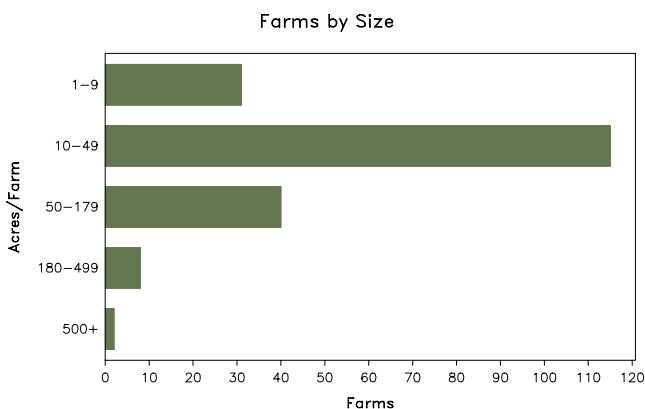
Jackson County – Michigan

Farms with Women Principal Operators Compared with All Farms

	Women Principal Operators	All Farms
Number of Farms	196	1,184
Land in Farms	10,639 acres	182,345 acres
Average Size of Farm	54 acres	154 acres
Market Value of Products Sold	\$2,412,000	\$56,878,000
Crop Sales	\$1,635,000	\$31,711,000
Livestock Sales	\$777,000	\$25,167,000
Average Per Farm	\$12,306	\$48,039
Government Payments	\$71,000	\$2,030,000
Average Per Farm Receiving Payments	\$2,738	\$5,315

See footnotes on reverse page.

Farms with Women Principal Operators



2007 CENSUS OF AGRICULTURE

Jackson County – Michigan Farms with Women Principal Operators

Selected Highlights

Item	Farms	Quantity
MARKET VALUE OF AGRICULTURAL PRODUCTS SOLD (\$1,000)		
Total value of agricultural products sold	196	2,412
Value of crops including nursery and greenhouse	59	1,635
Value of livestock, poultry, and their products	96	777
VALUE OF SALES BY COMMODITY GROUP (\$1,000)		
Grains, oilseeds, dry beans, and dry peas	15	(D)
Tobacco	-	-
Cotton and cottonseed	-	-
Vegetables, melons, potatoes and sweet potatoes	10	(D)
Fruits, tree nuts, and berries	2	(D)
Nursery, greenhouse, floriculture, and sod	8	(D)
Cut Christmas trees and short rotation woody crops	4	(D)
Other crops and hay	32	234
Poultry and eggs	31	(D)
Cattle and calves	12	103
Milk and other dairy products from cows	3	207
Hogs and pigs	6	(D)
Sheep, goats, and their products	30	86
Horses, ponies, mules, burros, and donkeys	33	355
Aquaculture	1	(D)
Other animals and other animal products	12	6
TOP CROP ITEMS (acres)		
Forage - land used for all hay and haylage, grass silage, and greenchop	54	1,415
Corn for grain	26	1,371
Soybeans for beans	9	1,294
Wheat for grain, all	6	552
Cut Christmas trees	4	77
TOP LIVESTOCK INVENTORY ITEMS (number)		
Horses and ponies	126	896
Colonies of bees	7	718
Goats, all	39	553
Rabbits and their pelts	12	467
Layers ¹	32	(D)

Operator Characteristics

Item	Quantity
Primary occupation:	
Farming	97
Other	99
Days worked off farm:	
None	84
Any	112
Years on present farm:	
2 years or less	10
3 to 4 years	38
5 to 9 years	41
10 years or more	107
Age group:	
Under 45 years	53
45 to 64 years	116
65 years and over	27
Average age of principal operator (years)	51.6

Economic Characteristics

Item	Quantity
Farms by value of sales:	
Less than \$1,000	94
\$1,000 to \$2,499	33
\$2,500 to \$4,999	18
\$5,000 to \$9,999	26
\$10,000 to \$49,999	14
\$50,000 to \$99,999	2
\$100,000 to \$249,999	6
\$250,000 to \$499,999	3
\$500,000 or more	-
Total farm production expenses (\$1,000)	3,591
Average per farm (\$)	18,319
Net cash farm income of operation (\$1,000)	-649
Average per farm (\$)	-3,311
Value of agricultural products sold directly to individuals for human consumption (\$1,000)	19
Total organic product sales (\$1,000)	8
Total income from farm-related sources, gross before taxes and expenses (\$1,000)	459

See "Census of Agriculture, Volume 1, Geographic Area Series" for complete footnotes, explanations, definitions, and methodology.

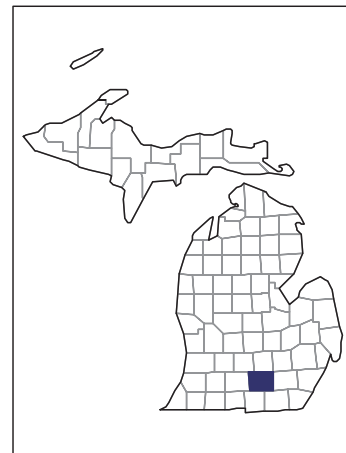
(D) Cannot be disclosed. (Z) Less than half of the unit shown.

¹ Items with a rank that cannot be disclosed are separated by a blank line, position in table does not indicate rank.

2007 CENSUS OF AGRICULTURE

Jackson County – Michigan

Farms with Spanish, Hispanic, or Latino Operators Compared with All Farms



Data are not available at this geographic level for farms with Spanish, Hispanic, or Latino operators.



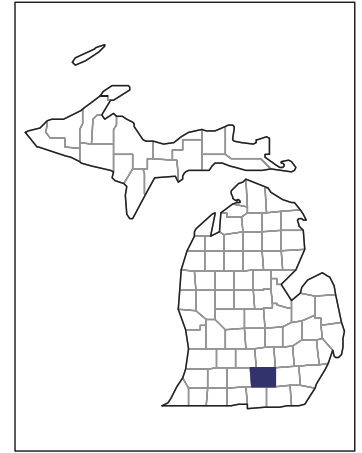
United States Department of Agriculture
National Agricultural Statistics Service

www.agcensus.usda.gov

2007 CENSUS OF AGRICULTURE

Jackson County – Michigan

Farms with American Indian or Alaska Native Operators Compared with All Farms



Data are not available at this geographic level for farms with American Indian or Alaska Native operators.



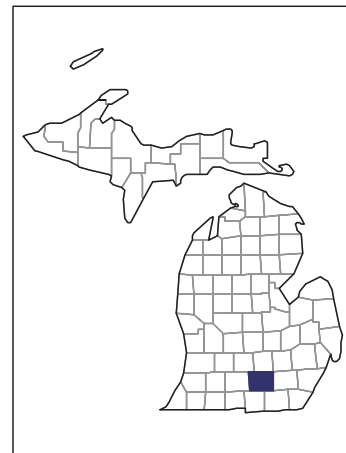
United States Department of Agriculture
National Agricultural Statistics Service

www.agcensus.usda.gov

2007 CENSUS OF AGRICULTURE

Jackson County – Michigan

Farms with Asian Operators Compared with All Farms



Data are not available at this geographic level for farms with Asian operators.



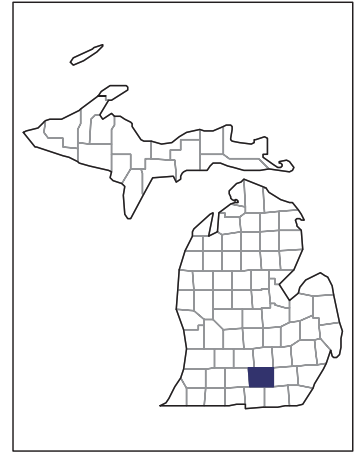
United States Department of Agriculture
National Agricultural Statistics Service

www.agcensus.usda.gov

2007 CENSUS OF AGRICULTURE

Jackson County – Michigan

Farms with Black or African American Operators Compared with All Farms



Data are not available at this geographic level for farms with Black or African American operators.



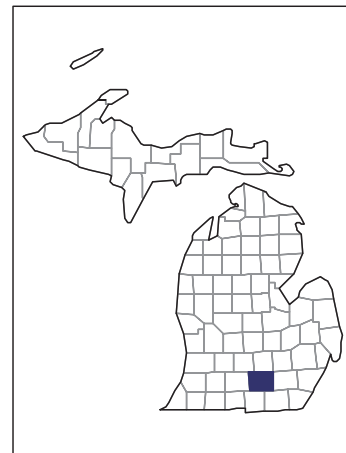
United States Department of Agriculture
National Agricultural Statistics Service

www.agcensus.usda.gov

2007 CENSUS OF AGRICULTURE

Jackson County – Michigan

Farms with Native Hawaiian or Other Pacific Islander Operators Compared with All Farms



Data are not available at this geographic level for farms with Native Hawaiian or Other Pacific Islander operators.



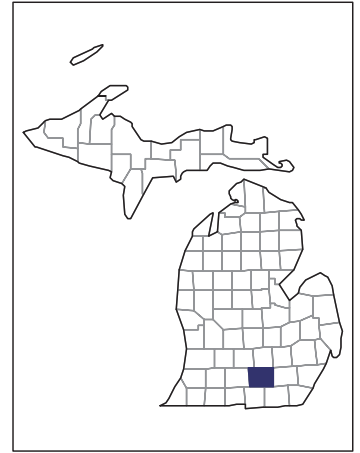
United States Department of Agriculture
National Agricultural Statistics Service

www.agcensus.usda.gov

2007 CENSUS OF AGRICULTURE

Jackson County – Michigan

Farms with White Operators Compared with All Farms



Data are not available at this geographic level for farms with White operators.



United States Department of Agriculture
National Agricultural Statistics Service

www.agcensus.usda.gov

