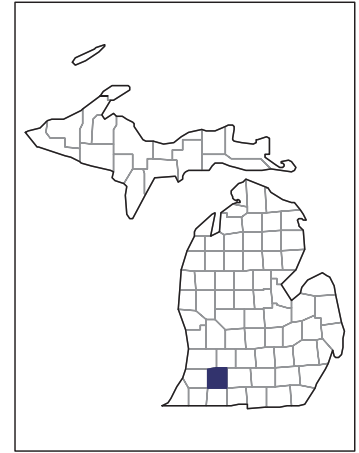


2007 CENSUS OF AGRICULTURE



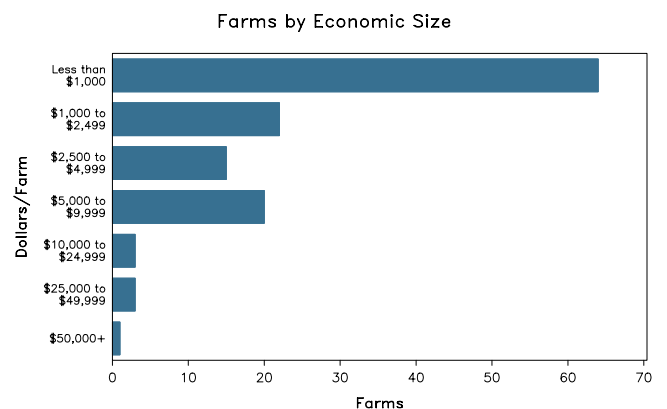
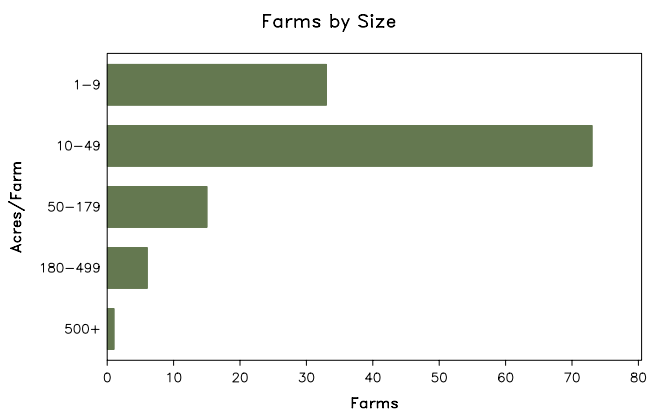
Kalamazoo County – Michigan

Farms with Women Principal Operators Compared with All Farms

	Women Principal Operators	All Farms
Number of Farms	128	854
Land in Farms	5,140 acres	144,873 acres
Average Size of Farm	40 acres	170 acres
Market Value of Products Sold	\$423,000	\$179,255,000
Crop Sales	\$205,000	\$129,118,000
Livestock Sales	\$218,000	\$50,137,000
Average Per Farm	\$3,302	\$209,900
Government Payments	\$6,000	\$1,974,000
Average Per Farm Receiving Payments	\$1,457	\$7,680

See footnotes on reverse page.

Farms with Women Principal Operators



2007 CENSUS OF AGRICULTURE

Kalamazoo County – Michigan Farms with Women Principal Operators

Selected Highlights

Item	Farms	Quantity
MARKET VALUE OF AGRICULTURAL PRODUCTS SOLD (\$1,000)		
Total value of agricultural products sold	128	423
Value of crops including nursery and greenhouse	31	205
Value of livestock, poultry, and their products	58	218
VALUE OF SALES BY COMMODITY GROUP (\$1,000)		
Grains, oilseeds, dry beans, and dry peas	3	(D)
Tobacco	-	-
Cotton and cottonseed	-	-
Vegetables, melons, potatoes and sweet potatoes	6	14
Fruits, tree nuts, and berries	4	82
Nursery, greenhouse, floriculture, and sod	12	65
Cut Christmas trees and short rotation woody crops	1	(D)
Other crops and hay	5	7
Poultry and eggs	19	17
Cattle and calves	7	36
Milk and other dairy products from cows	-	-
Hogs and pigs	3	(D)
Sheep, goats, and their products	18	17
Horses, ponies, mules, burros, and donkeys	29	142
Aquaculture	2	(D)
Other animals and other animal products	6	4
TOP CROP ITEMS (acres)		
Forage - land used for all hay and haylage, grass silage, and greenchop	24	442
Grapes	2	(D)
Soybeans for beans	1	(D)
Corn for grain	1	(D)
Corn for silage or greenchop	2	(D)
TOP LIVESTOCK INVENTORY ITEMS (number)		
Horses and ponies	86	801
Layers	20	506
Goats, all	20	178
Sheep and lambs	12	147
Broilers and other meat-type chickens	5	130

Operator Characteristics

Item	Quantity
Primary occupation:	
Farming	66
Other	62
Days worked off farm:	
None	52
Any	76
Years on present farm:	
2 years or less	9
3 to 4 years	9
5 to 9 years	34
10 years or more	76
Age group:	
Under 45 years	29
45 to 64 years	62
65 years and over	37
Average age of principal operator (years)	55.3

Economic Characteristics

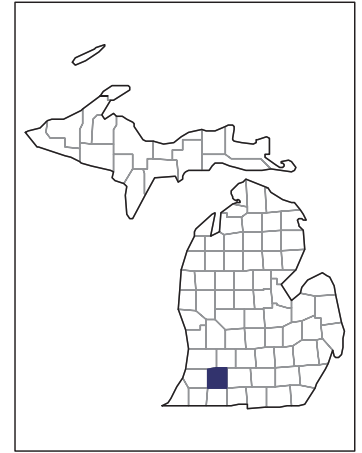
Item	Quantity
Farms by value of sales:	
Less than \$1,000	65
\$1,000 to \$2,499	22
\$2,500 to \$4,999	14
\$5,000 to \$9,999	20
\$10,000 to \$49,999	6
\$50,000 to \$99,999	1
\$100,000 to \$249,999	-
\$250,000 to \$499,999	-
\$500,000 or more	-
Total farm production expenses (\$1,000)	2,438
Average per farm (\$)	19,051
Net cash farm income of operation (\$1,000)	-1,619
Average per farm (\$)	-12,647
Value of agricultural products sold directly to individuals for human consumption (\$1,000)	24
Total organic product sales (\$1,000)	12
Total income from farm-related sources, gross before taxes and expenses (\$1,000)	391

See "Census of Agriculture, Volume 1, Geographic Area Series" for complete footnotes, explanations, definitions, and methodology.
(D) Cannot be disclosed. (Z) Less than half of the unit shown.

2007 CENSUS OF AGRICULTURE

Kalamazoo County – Michigan

Farms with Spanish, Hispanic, or Latino Operators Compared with All Farms



Data are not available at this geographic level for farms with Spanish, Hispanic, or Latino operators.



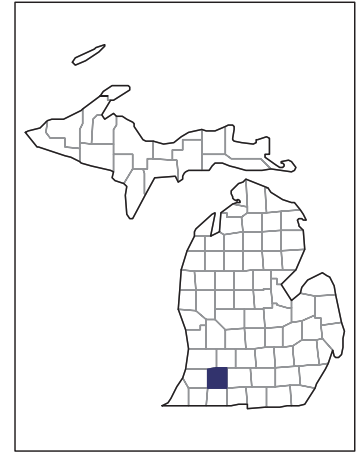
United States Department of Agriculture
National Agricultural Statistics Service

www.agcensus.usda.gov

2007 CENSUS OF AGRICULTURE

Kalamazoo County – Michigan

Farms with American Indian or Alaska Native Operators Compared with All Farms



Data are not available at this geographic level for farms with American Indian or Alaska Native operators.



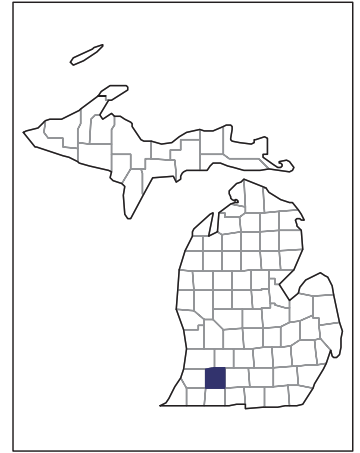
United States Department of Agriculture
National Agricultural Statistics Service

www.agcensus.usda.gov

2007 CENSUS OF AGRICULTURE

Kalamazoo County – Michigan

**Farms with Asian Operators
Compared with All Farms**



Data are not available at this geographic level for farms with Asian operators.



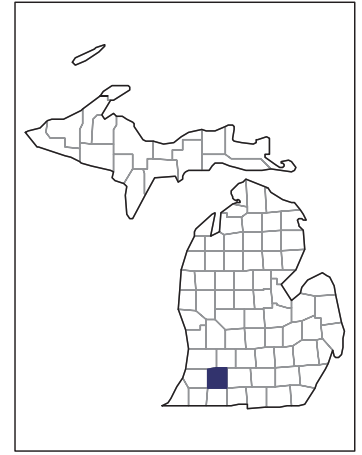
United States Department of Agriculture
National Agricultural Statistics Service

www.agcensus.usda.gov

2007 CENSUS OF AGRICULTURE

Kalamazoo County – Michigan

Farms with Black or African American Operators Compared with All Farms



Data are not available at this geographic level for farms with Black or African American operators.



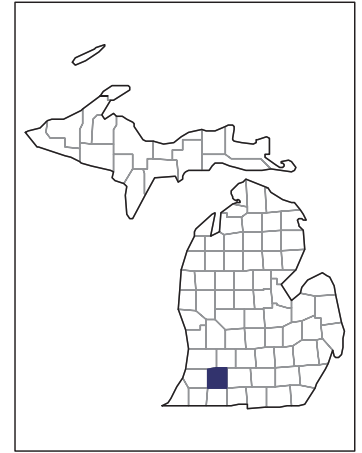
United States Department of Agriculture
National Agricultural Statistics Service

www.agcensus.usda.gov

2007 CENSUS OF AGRICULTURE

Kalamazoo County – Michigan

Farms with Native Hawaiian or Other Pacific Islander Operators Compared with All Farms



Data are not available at this geographic level for farms with Native Hawaiian or Other Pacific Islander operators.



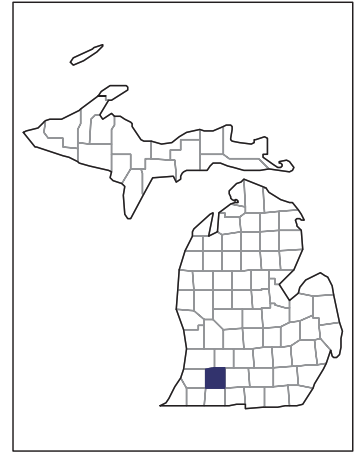
United States Department of Agriculture
National Agricultural Statistics Service

www.agcensus.usda.gov

2007 CENSUS OF AGRICULTURE

Kalamazoo County – Michigan

Farms with White Operators Compared with All Farms



Data are not available at this geographic level for farms with White operators.



United States Department of Agriculture
National Agricultural Statistics Service

www.agcensus.usda.gov

