2007 CENSUS OF AGRICULTURE

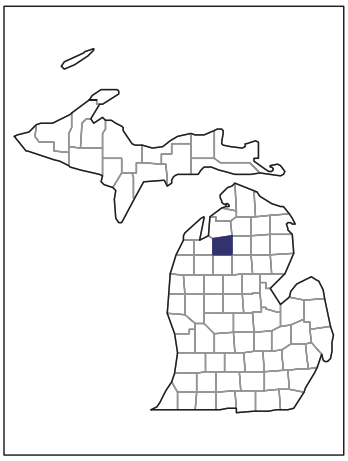

Kalkaska County – Michigan

Farms with Women Principal Operators Compared with All Farms

	Women Principal Operators	All Farms
Number of Farms	65	221
Land in Farms	3,127 acres	23,464 acres
Average Size of Farm	48 acres	106 acres
Market Value of Products Sold	$257,000	$6,055,000
Crop Sales	$144,000	$5,253,000
Livestock Sales	$113,000	$802,000
Average Per Farm	$3,960	$27,397
Government Payments	$34,000	$82,000
Average Per Farm Receiving Payments	$3,778	$1,865

See footnotes on reverse page.

Farms with Women Principal Operators

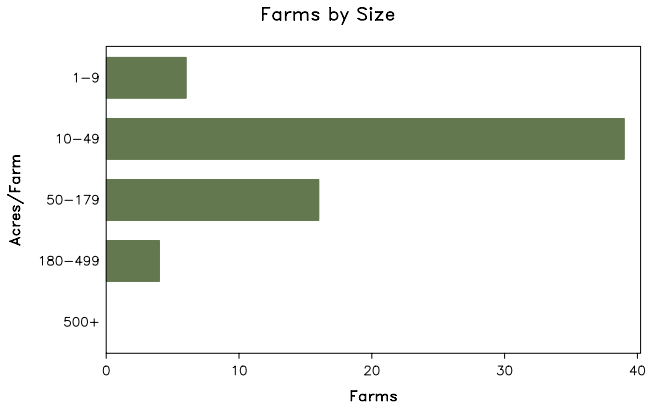

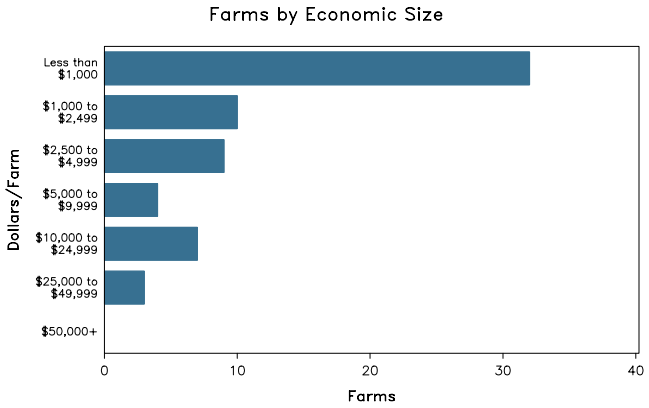

2007 CENSUS OF AGRICULTURE

Kalkaska County – Michigan
Farms with Women Principal Operators

Selected Highlights

Item	Farms	Quantity
MARKET VALUE OF AGRICULTURAL PRODUCTS SOLD ($1,000)		
Total value of agricultural products sold	65	257
Value of crops including nursery and greenhouse	20	144
Value of livestock, poultry, and their products	35	113
VALUE OF SALES BY COMMODITY GROUP ($1,000)		
Grains, oilseeds, dry beans, and dry peas	5	(D)
Tobacco	-	-
Cotton and cottonseed	-	-
Vegetables, melons, potatoes and sweet potatoes	9	23
Fruits, tree nuts, and berries	3	27
Nursery, greenhouse, floriculture, and sod	5	(D)
Cut Christmas trees and short rotation woody crops	-	-
Other crops and hay	8	54
Poultry and eggs	17	(D)
Cattle and calves	7	57
Milk and other dairy products from cows	-	-
Hogs and pigs	12	(D)
Sheep, goats, and their products	15	16
Horses, ponies, mules, burros, and donkeys	13	24
Aquaculture	-	-
Other animals and other animal products	6	1
TOP CROP ITEMS (acres)		
Forage - land used for all hay and haylage, grass silage, and greenchop	12	320
Corn for silage or greenchop	2	(D)
Cut Christmas trees	1	(D)
Corn for grain	1	(D)
Oats for grain	2	(D)
TOP LIVESTOCK INVENTORY ITEMS (number)		
Broilers and other meat-type chickens	5	437
Layers	17	380
Horses and ponies	31	224
Sheep and lambs	13	163
Goats, all	13	127

Operator Characteristics

Item	Quantity
Primary occupation:	
Farming	26
Other	39
Days worked off farm:	
None	21
Any	44
Years on present farm:	
2 years or less	4
3 to 4 years	12
5 to 9 years	17
10 years or more	32
Age group:	
Under 45 years	27
45 to 64 years	26
65 years and over	12
Average age of principal operator (years)	50.4

Economic Characteristics

Item	Quantity
Farms by value of sales:	
Less than $1,000	33
$1,000 to $2,499	12
$2,500 to $4,999	8
$5,000 to $9,999	4
$10,000 to $49,999	8
$50,000 to $99,999	-
$100,000 to $249,999	-
$250,000 to $499,999	-
$500,000 or more	-
Total farm production expenses ($1,000)	948
Average per farm ($)	14,586
Net cash farm income of operation ($1,000)	-543
Average per farm ($)	-8,354
Value of agricultural products sold directly to individuals for human consumption ($1,000)	34
Total organic product sales ($1,000)	(D)
Total income from farm-related sources, gross before taxes and expenses ($1,000)	114

See "Census of Agriculture, Volume 1, Geographic Area Series" for complete footnotes, explanations, definitions, and methodology.
(D) Cannot be disclosed. (Z) Less than half of the unit shown.

2007 CENSUS OF AGRICULTURE

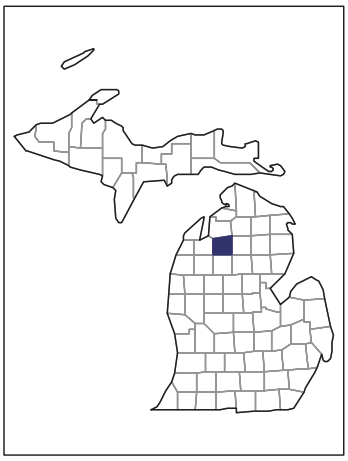

Kalkaska County – Michigan

Farms with Spanish, Hispanic, or Latino Operators Compared with All Farms

Data are not available at this geographic level for farms with Spanish, Hispanic, or Latino operators.

United States Department of Agriculture
National Agricultural Statistics Service

www.agcensus.usda.gov

2007 CENSUS OF AGRICULTURE

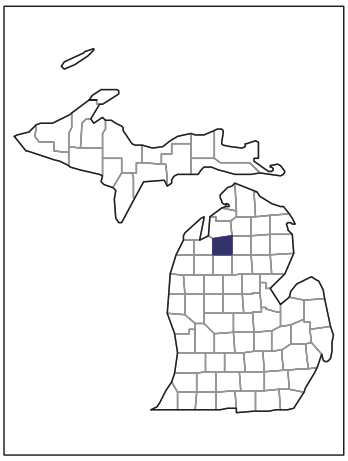

Kalkaska County – Michigan

Farms with American Indian or Alaska Native Operators Compared with All Farms

Data are not available at this geographic level for farms with American Indian or Alaska Native operators.

United States Department of Agriculture
National Agricultural Statistics Service

www.agcensus.usda.gov

2007 CENSUS OF AGRICULTURE

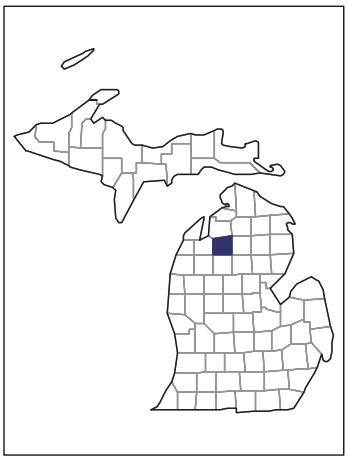

Kalkaska County – Michigan

Farms with Asian Operators Compared with All Farms

Data are not available at this geographic level for farms with Asian operators.

United States Department of Agriculture
National Agricultural Statistics Service

www.agcensus.usda.gov

2007 CENSUS OF AGRICULTURE

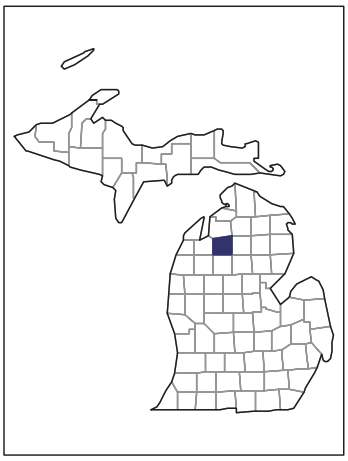

Kalkaska County – Michigan

Farms with Black or African American Operators Compared with All Farms

Data are not available at this geographic level for farms with Black or African American operators.

United States Department of Agriculture
National Agricultural Statistics Service

www.agcensus.usda.gov

2007 CENSUS OF AGRICULTURE

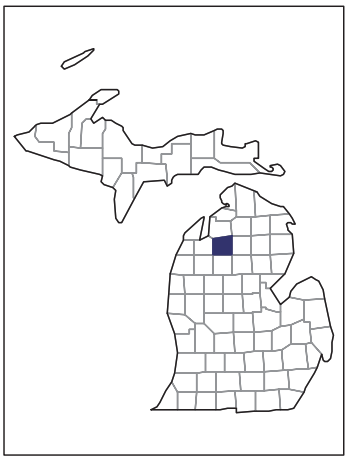

Kalkaska County – Michigan

Farms with Native Hawaiian or Other Pacific Islander Operators Compared with All Farms

Data are not available at this geographic level for farms with Native Hawaiian or Other Pacific Islander operators.

United States Department of Agriculture
National Agricultural Statistics Service

www.agcensus.usda.gov

2007 CENSUS OF AGRICULTURE

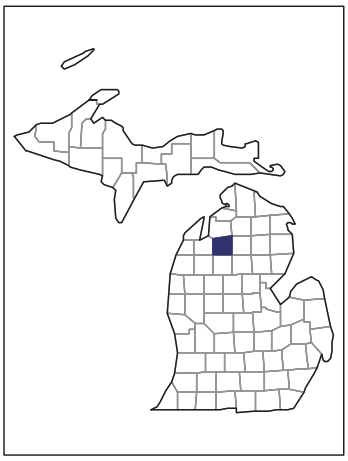

Kalkaska County – Michigan

Farms with White Operators Compared with All Farms

Data are not available at this geographic level for farms with White operators.

United States Department of Agriculture
National Agricultural Statistics Service

www.agcensus.usda.gov