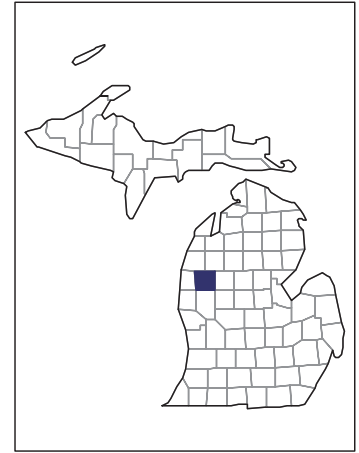


# 2007 CENSUS OF AGRICULTURE



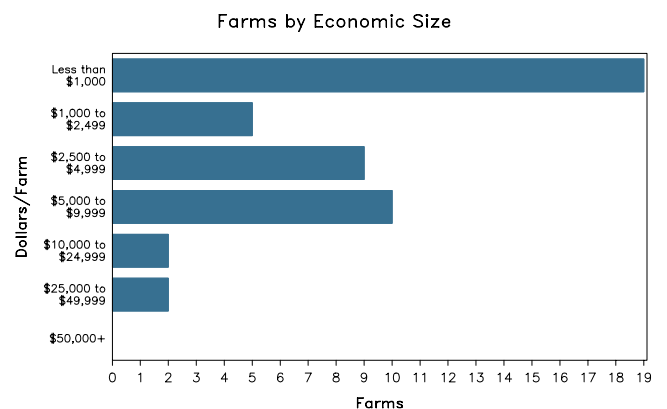
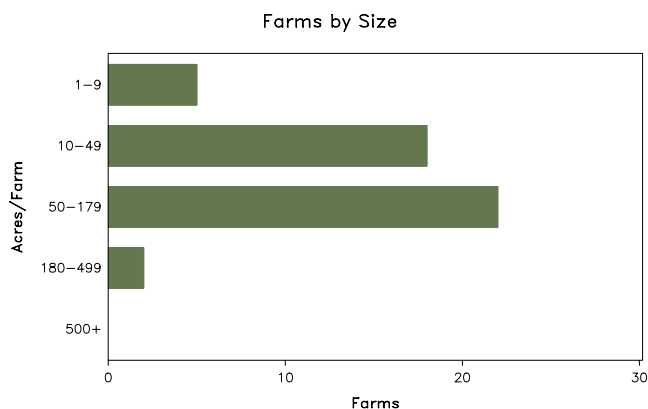
## Lake County – Michigan

### Farms with Women Principal Operators Compared with All Farms

	Women Principal Operators	All Farms
<b>Number of Farms</b>	47	186
<b>Land in Farms</b>	3,135 acres	21,376 acres
<b>Average Size of Farm</b>	67 acres	115 acres
<b>Market Value of Products Sold</b>	\$204,000	\$2,449,000
Crop Sales	\$127,000	\$690,000
Livestock Sales	\$78,000	\$1,759,000
Average Per Farm	\$4,349	\$13,168
<b>Government Payments</b>	(D)	\$112,000
Average Per Farm Receiving Payments	(D)	\$4,478

See footnotes on reverse page.

### Farms with Women Principal Operators



# 2007 CENSUS OF AGRICULTURE

## Lake County – Michigan Farms with Women Principal Operators

### Selected Highlights

Item	Farms	Quantity
<b>MARKET VALUE OF AGRICULTURAL PRODUCTS SOLD (\$1,000)</b>		
Total value of agricultural products sold	47	204
Value of crops including nursery and greenhouse	16	127
Value of livestock, poultry, and their products	24	78
<b>VALUE OF SALES BY COMMODITY GROUP (\$1,000)</b>		
Grains, oilseeds, dry beans, and dry peas	-	-
Tobacco	-	-
Cotton and cottonseed	-	-
Vegetables, melons, potatoes and sweet potatoes	-	-
Fruits, tree nuts, and berries	2	(D)
Nursery, greenhouse, floriculture, and sod	2	(D)
Cut Christmas trees and short rotation woody crops	-	-
Other crops and hay	12	46
Poultry and eggs	8	(D)
Cattle and calves	10	(D)
Milk and other dairy products from cows	-	-
Hogs and pigs	7	5
Sheep, goats, and their products	1	(D)
Horses, ponies, mules, burros, and donkeys	9	13
Aquaculture	-	-
Other animals and other animal products	1	(D)
<b>TOP CROP ITEMS (acres)</b>		
Forage - land used for all hay and haylage, grass silage, and greenchop	23	651
Cut Christmas trees	2	(D)
Corn for silage or greenchop	2	(D)
Apples	2	(D)
Nursery stock	2	(D)
<b>TOP LIVESTOCK INVENTORY ITEMS (number)</b>		
Horses and ponies	28	277
Layers	9	175
Cattle and calves	12	124
Broilers and other meat-type chickens	5	(D)
Hogs and pigs	5	44

### Operator Characteristics

Item	Quantity
Primary occupation:	
Farming	22
Other	25
Days worked off farm:	
None	21
Any	26
Years on present farm:	
2 years or less	-
3 to 4 years	5
5 to 9 years	7
10 years or more	35
Age group:	
Under 45 years	9
45 to 64 years	34
65 years and over	4
Average age of principal operator (years)	52.6

### Economic Characteristics

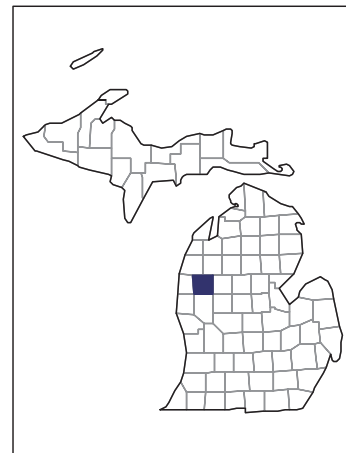
Item	Quantity
Farms by value of sales:	
Less than \$1,000	19
\$1,000 to \$2,499	6
\$2,500 to \$4,999	8
\$5,000 to \$9,999	10
\$10,000 to \$49,999	4
\$50,000 to \$99,999	-
\$100,000 to \$249,999	-
\$250,000 to \$499,999	-
\$500,000 or more	-
Total farm production expenses (\$1,000)	706
Average per farm (\$)	15,020
Net cash farm income of operation (\$1,000)	-476
Average per farm (\$)	-10,123
Value of agricultural products sold directly to individuals for human consumption (\$1,000)	2
Total organic product sales (\$1,000)	-
Total income from farm-related sources, gross before taxes and expenses (\$1,000)	23

See "Census of Agriculture, Volume 1, Geographic Area Series" for complete footnotes, explanations, definitions, and methodology.  
(D) Cannot be disclosed. (Z) Less than half of the unit shown.

# 2007 CENSUS OF AGRICULTURE

## Lake County – Michigan

### Farms with Spanish, Hispanic, or Latino Operators Compared with All Farms



Data are not available at this geographic level for farms with Spanish, Hispanic, or Latino operators.



United States Department of Agriculture  
National Agricultural Statistics Service

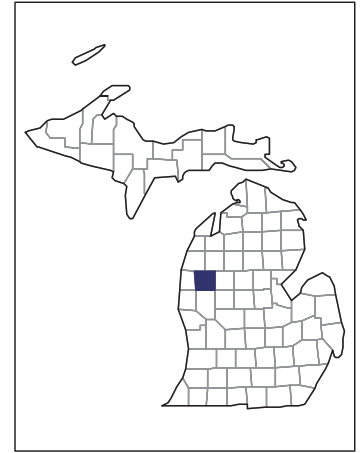
[www.agcensus.usda.gov](http://www.agcensus.usda.gov)



# 2007 CENSUS OF AGRICULTURE

## Lake County – Michigan

### Farms with American Indian or Alaska Native Operators Compared with All Farms



Data are not available at this geographic level for farms with American Indian or Alaska Native operators.



United States Department of Agriculture  
National Agricultural Statistics Service

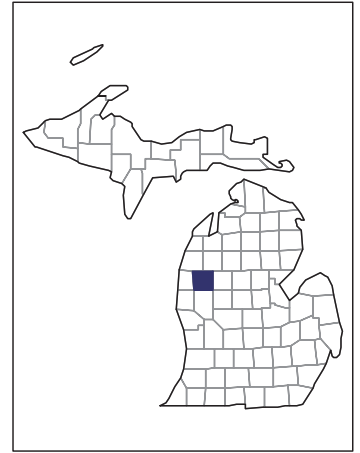
[www.agcensus.usda.gov](http://www.agcensus.usda.gov)



# 2007 CENSUS OF AGRICULTURE

Lake County – Michigan

Farms with Asian Operators  
Compared with All Farms



Data are not available at this geographic level for farms with Asian operators.



United States Department of Agriculture  
National Agricultural Statistics Service

[www.agcensus.usda.gov](http://www.agcensus.usda.gov)

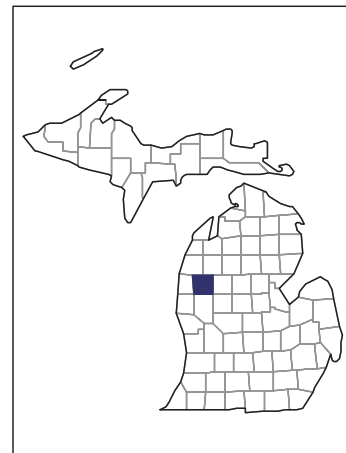




# 2007 CENSUS OF AGRICULTURE

## Lake County – Michigan

### Farms with Black or African American Operators Compared with All Farms



Data are not available at this geographic level for farms with Black or African American operators.



United States Department of Agriculture  
National Agricultural Statistics Service

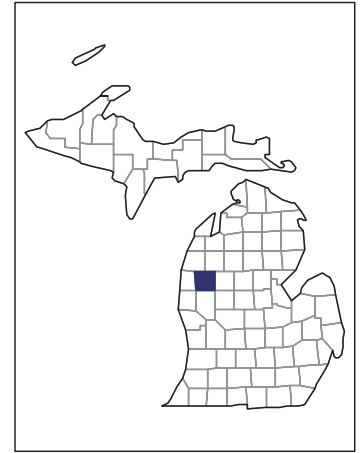
[www.agcensus.usda.gov](http://www.agcensus.usda.gov)



# 2007 CENSUS OF AGRICULTURE

## Lake County – Michigan

### Farms with Native Hawaiian or Other Pacific Islander Operators Compared with All Farms



Data are not available at this geographic level for farms with Native Hawaiian or Other Pacific Islander operators.



United States Department of Agriculture  
National Agricultural Statistics Service

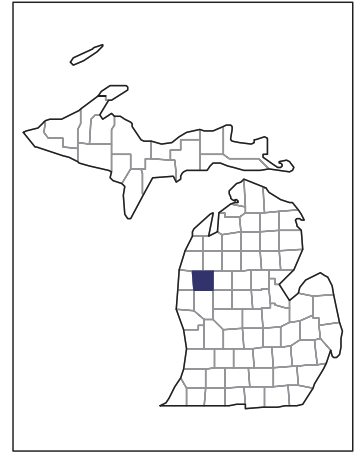
[www.agcensus.usda.gov](http://www.agcensus.usda.gov)



# 2007 CENSUS OF AGRICULTURE

## Lake County – Michigan

### Farms with White Operators Compared with All Farms



Data are not available at this geographic level for farms with White operators.



United States Department of Agriculture  
National Agricultural Statistics Service

[www.agcensus.usda.gov](http://www.agcensus.usda.gov)

