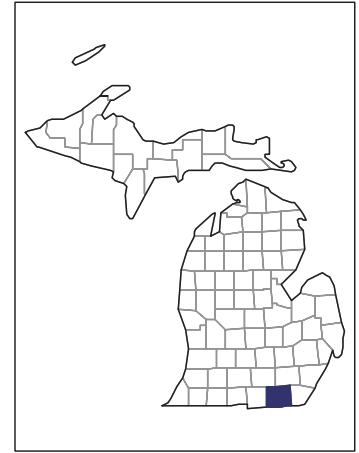


2007 CENSUS OF AGRICULTURE



Lenawee County – Michigan

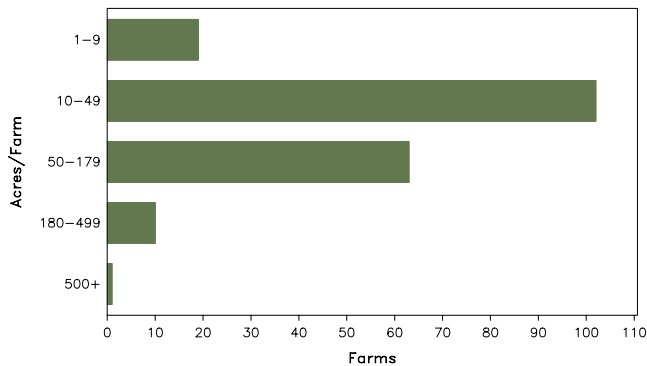
Farms with Women Principal Operators Compared with All Farms

	Women Principal Operators	All Farms
Number of Farms	195	1,686
Land in Farms	12,341 acres	348,611 acres
Average Size of Farm	63 acres	207 acres
Market Value of Products Sold	\$1,437,000	\$161,110,000
Crop Sales	\$1,150,000	\$108,409,000
Livestock Sales	\$287,000	\$52,701,000
Average Per Farm	\$7,370	\$95,557
Government Payments	\$400,000	\$8,609,000
Average Per Farm Receiving Payments	\$3,306	\$7,441

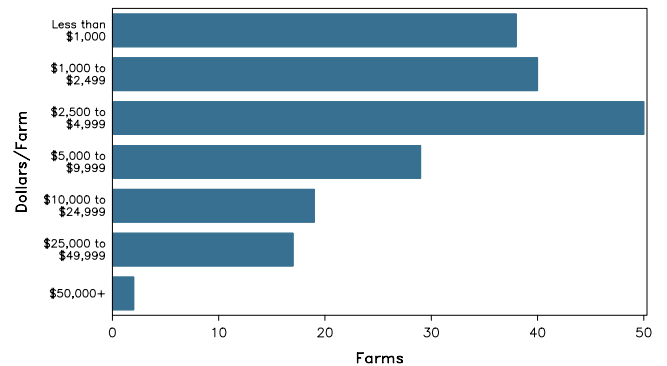
See footnotes on reverse page.

Farms with Women Principal Operators

Farms by Size



Farms by Economic Size



2007 CENSUS OF AGRICULTURE

Lenawee County – Michigan Farms with Women Principal Operators

Selected Highlights

Item	Farms	Quantity
MARKET VALUE OF AGRICULTURAL PRODUCTS SOLD (\$1,000)		
Total value of agricultural products sold	195	1,437
Value of crops including nursery and greenhouse	62	1,150
Value of livestock, poultry, and their products	44	287
VALUE OF SALES BY COMMODITY GROUP (\$1,000)		
Grains, oilseeds, dry beans, and dry peas	28	(D)
Tobacco	-	-
Cotton and cottonseed	-	-
Vegetables, melons, potatoes and sweet potatoes	9	(D)
Fruits, tree nuts, and berries	9	107
Nursery, greenhouse, floriculture, and sod	6	82
Cut Christmas trees and short rotation woody crops	-	-
Other crops and hay	23	75
Poultry and eggs	13	7
Cattle and calves	8	14
Milk and other dairy products from cows	-	-
Hogs and pigs	5	49
Sheep, goats, and their products	17	25
Horses, ponies, mules, burros, and donkeys	12	96
Aquaculture	-	-
Other animals and other animal products	10	96
TOP CROP ITEMS (acres)		
Corn for grain	20	1,030
Soybeans for beans	22	881
Forage - land used for all hay and haylage, grass silage, and greenchop	38	624
Wheat for grain, all	9	142
Oats for grain	4	18
TOP LIVESTOCK INVENTORY ITEMS (number)		
Hogs and pigs	3	974
Horses and ponies	61	586
Goats, all	18	290
Layers	19	288
Sheep and lambs	8	95

Operator Characteristics

Item	Quantity
Primary occupation:	
Farming	63
Other	132
Days worked off farm:	
None	98
Any	97
Years on present farm:	
2 years or less	7
3 to 4 years	17
5 to 9 years	40
10 years or more	131
Age group:	
Under 45 years	28
45 to 64 years	105
65 years and over	62
Average age of principal operator (years)	59.5

Economic Characteristics

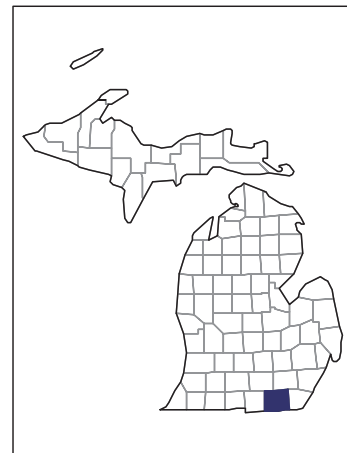
Item	Quantity
Farms by value of sales:	
Less than \$1,000	117
\$1,000 to \$2,499	10
\$2,500 to \$4,999	22
\$5,000 to \$9,999	12
\$10,000 to \$49,999	32
\$50,000 to \$99,999	-
\$100,000 to \$249,999	2
\$250,000 to \$499,999	-
\$500,000 or more	-
Total farm production expenses (\$1,000)	2,527
Average per farm (\$)	12,958
Net cash farm income of operation (\$1,000)	-155
Average per farm (\$)	-793
Value of agricultural products sold directly to individuals for human consumption (\$1,000)	131
Total organic product sales (\$1,000)	(D)
Total income from farm-related sources, gross before taxes and expenses (\$1,000)	535

See "Census of Agriculture, Volume 1, Geographic Area Series" for complete footnotes, explanations, definitions, and methodology.
(D) Cannot be disclosed. (Z) Less than half of the unit shown.

2007 CENSUS OF AGRICULTURE

Lenawee County – Michigan

Farms with Spanish, Hispanic, or Latino Operators Compared with All Farms



Data are not available at this geographic level for farms with Spanish, Hispanic, or Latino operators.



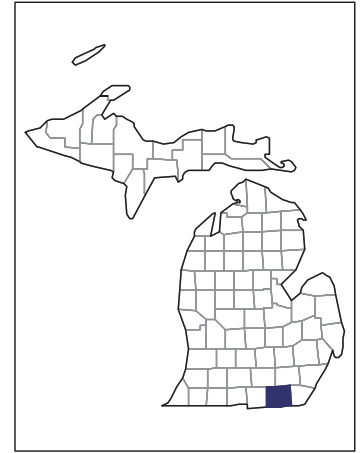
United States Department of Agriculture
National Agricultural Statistics Service

www.agcensus.usda.gov

2007 CENSUS OF AGRICULTURE

Lenawee County – Michigan

Farms with American Indian or Alaska Native Operators Compared with All Farms



Data are not available at this geographic level for farms with American Indian or Alaska Native operators.



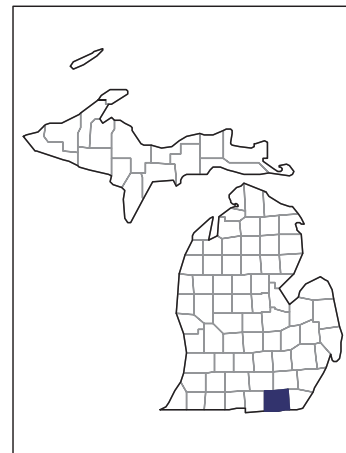
United States Department of Agriculture
National Agricultural Statistics Service

www.agcensus.usda.gov

2007 CENSUS OF AGRICULTURE

Lenawee County – Michigan

Farms with Asian Operators Compared with All Farms



Data are not available at this geographic level for farms with Asian operators.



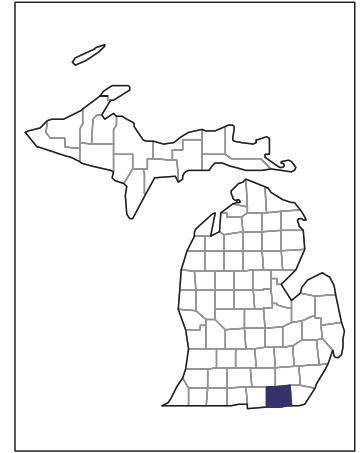
United States Department of Agriculture
National Agricultural Statistics Service

www.agcensus.usda.gov

2007 CENSUS OF AGRICULTURE

Lenawee County – Michigan

Farms with Black or African American Operators Compared with All Farms



Data are not available at this geographic level for farms with Black or African American operators.



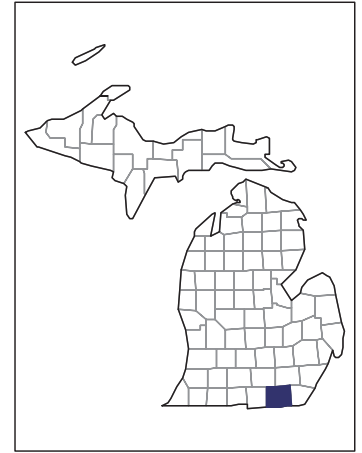
United States Department of Agriculture
National Agricultural Statistics Service

www.agcensus.usda.gov

2007 CENSUS OF AGRICULTURE

Lenawee County – Michigan

Farms with Native Hawaiian or Other Pacific Islander Operators Compared with All Farms



Data are not available at this geographic level for farms with Native Hawaiian or Other Pacific Islander operators.



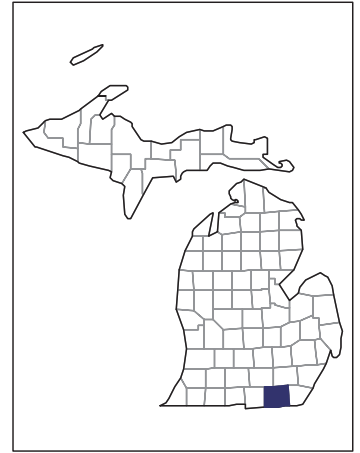
United States Department of Agriculture
National Agricultural Statistics Service

www.agcensus.usda.gov

2007 CENSUS OF AGRICULTURE

Lenawee County – Michigan

Farms with White Operators Compared with All Farms



Data are not available at this geographic level for farms with White operators.



United States Department of Agriculture
National Agricultural Statistics Service

www.agcensus.usda.gov

