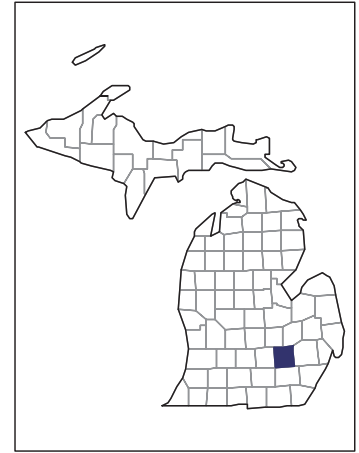


# 2007 CENSUS OF AGRICULTURE



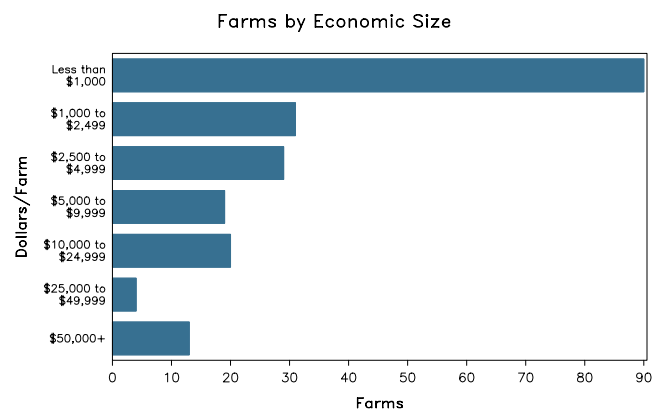
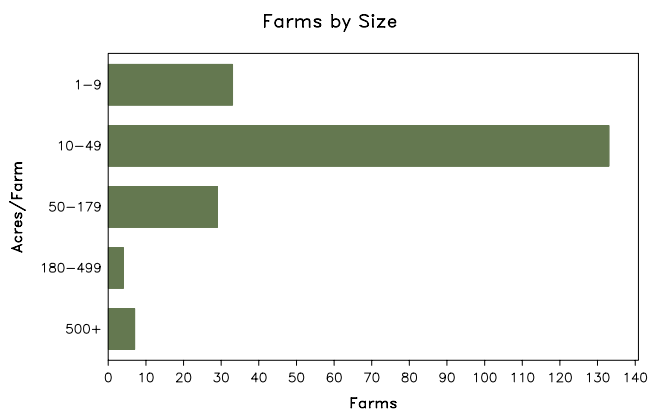
## Livingston County – Michigan

### Farms with Women Principal Operators Compared with All Farms

	Women Principal Operators	All Farms
<b>Number of Farms</b>	206	795
<b>Land in Farms</b>	11,898 acres	96,419 acres
<b>Average Size of Farm</b>	58 acres	121 acres
<b>Market Value of Products Sold</b>	\$3,596,000	\$41,676,000
Crop Sales	\$1,869,000	\$26,697,000
Livestock Sales	\$1,727,000	\$14,979,000
Average Per Farm	\$17,455	\$52,422
<b>Government Payments</b>	\$69,000	\$844,000
Average Per Farm Receiving Payments	\$4,310	\$5,626

See footnotes on reverse page.

### Farms with Women Principal Operators



# 2007 CENSUS OF AGRICULTURE

## Livingston County – Michigan Farms with Women Principal Operators

### Selected Highlights

Item	Farms	Quantity
<b>MARKET VALUE OF AGRICULTURAL PRODUCTS SOLD (\$1,000)</b>		
Total value of agricultural products sold	206	3,596
Value of crops including nursery and greenhouse	69	1,869
Value of livestock, poultry, and their products	97	1,727
<b>VALUE OF SALES BY COMMODITY GROUP (\$1,000)</b>		
Grains, oilseeds, dry beans, and dry peas	17	(D)
Tobacco	-	-
Cotton and cottonseed	-	-
Vegetables, melons, potatoes and sweet potatoes	12	125
Fruits, tree nuts, and berries	2	(D)
Nursery, greenhouse, floriculture, and sod	14	(D)
Cut Christmas trees and short rotation woody crops	2	(D)
Other crops and hay	38	(D)
Poultry and eggs	31	22
Cattle and calves	17	(D)
Milk and other dairy products from cows	2	(D)
Hogs and pigs	9	33
Sheep, goats, and their products	29	27
Horses, ponies, mules, burros, and donkeys	44	471
Aquaculture	-	-
Other animals and other animal products	6	(D)
<b>TOP CROP ITEMS (acres)</b>		
Corn for grain	13	1,723
Soybeans for beans	12	1,546
Forage - land used for all hay and haylage, grass silage, and greenchop	50	1,106
Wheat for grain, all	5	625
Corn for silage or greenchop	3	(D)
<b>TOP LIVESTOCK INVENTORY ITEMS (number)</b>		
Horses and ponies	122	1,047
Layers	32	852
Cattle and calves	28	709
Rabbits and their pelts	18	485
Turkeys	6	(D)

### Operator Characteristics

Item	Quantity
Primary occupation:	
Farming	98
Other	108
Days worked off farm:	
None	87
Any	119
Years on present farm:	
2 years or less	6
3 to 4 years	27
5 to 9 years	36
10 years or more	137
Age group:	
Under 45 years	56
45 to 64 years	131
65 years and over	19
Average age of principal operator (years)	51.5

### Economic Characteristics

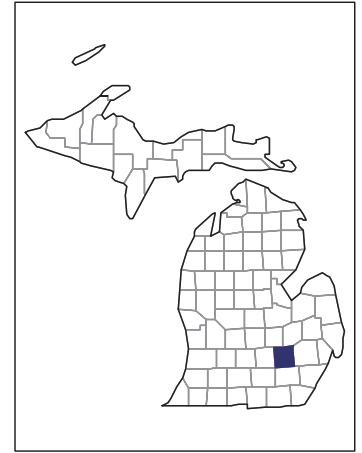
Item	Quantity
Farms by value of sales:	
Less than \$1,000	93
\$1,000 to \$2,499	32
\$2,500 to \$4,999	27
\$5,000 to \$9,999	17
\$10,000 to \$49,999	24
\$50,000 to \$99,999	4
\$100,000 to \$249,999	6
\$250,000 to \$499,999	2
\$500,000 or more	1
Total farm production expenses (\$1,000)	5,538
Average per farm (\$)	26,882
Net cash farm income of operation (\$1,000)	-754
Average per farm (\$)	-3,660
Value of agricultural products sold directly to individuals for human consumption (\$1,000)	155
Total organic product sales (\$1,000)	(D)
Total income from farm-related sources, gross before taxes and expenses (\$1,000)	1,119

See "Census of Agriculture, Volume 1, Geographic Area Series" for complete footnotes, explanations, definitions, and methodology.  
(D) Cannot be disclosed. (Z) Less than half of the unit shown.

# 2007 CENSUS OF AGRICULTURE

## Livingston County – Michigan

### Farms with Spanish, Hispanic, or Latino Operators Compared with All Farms



Data are not available at this geographic level for farms with Spanish, Hispanic, or Latino operators.



United States Department of Agriculture  
National Agricultural Statistics Service

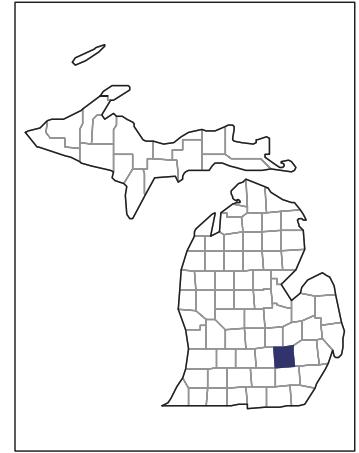
[www.agcensus.usda.gov](http://www.agcensus.usda.gov)



# 2007 CENSUS OF AGRICULTURE

## Livingston County – Michigan

### Farms with American Indian or Alaska Native Operators Compared with All Farms



Data are not available at this geographic level for farms with American Indian or Alaska Native operators.



United States Department of Agriculture  
National Agricultural Statistics Service

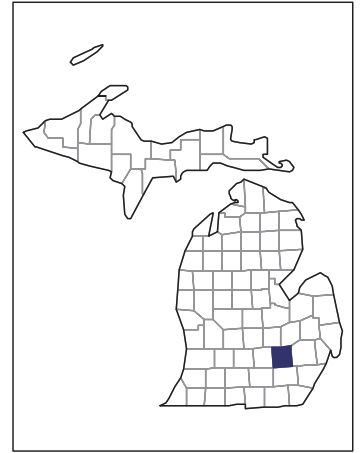
[www.agcensus.usda.gov](http://www.agcensus.usda.gov)



# 2007 CENSUS OF AGRICULTURE

## Livingston County – Michigan

### Farms with Asian Operators Compared with All Farms



Data are not available at this geographic level for farms with Asian operators.



United States Department of Agriculture  
National Agricultural Statistics Service

[www.agcensus.usda.gov](http://www.agcensus.usda.gov)

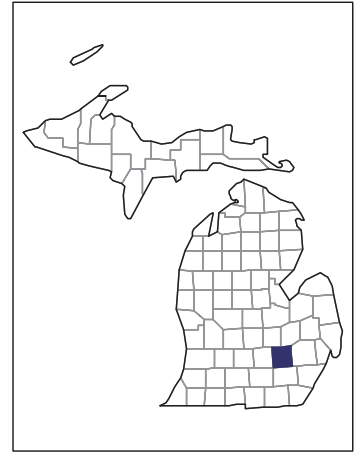




# 2007 CENSUS OF AGRICULTURE

## Livingston County – Michigan

### Farms with Black or African American Operators Compared with All Farms



Data are not available at this geographic level for farms with Black or African American operators.



United States Department of Agriculture  
National Agricultural Statistics Service

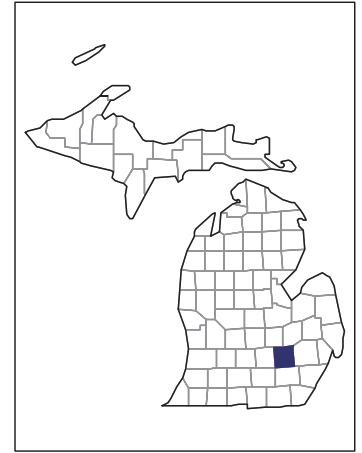
[www.agcensus.usda.gov](http://www.agcensus.usda.gov)



# 2007 CENSUS OF AGRICULTURE

## Livingston County – Michigan

### Farms with Native Hawaiian or Other Pacific Islander Operators Compared with All Farms



Data are not available at this geographic level for farms with Native Hawaiian or Other Pacific Islander operators.



United States Department of Agriculture  
National Agricultural Statistics Service

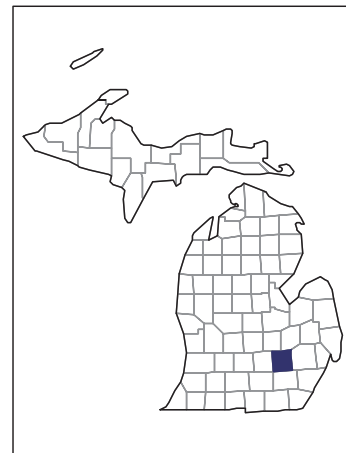
[www.agcensus.usda.gov](http://www.agcensus.usda.gov)



# 2007 CENSUS OF AGRICULTURE

## Livingston County – Michigan

### Farms with White Operators Compared with All Farms



Data are not available at this geographic level for farms with White operators.



United States Department of Agriculture  
National Agricultural Statistics Service

[www.agcensus.usda.gov](http://www.agcensus.usda.gov)

