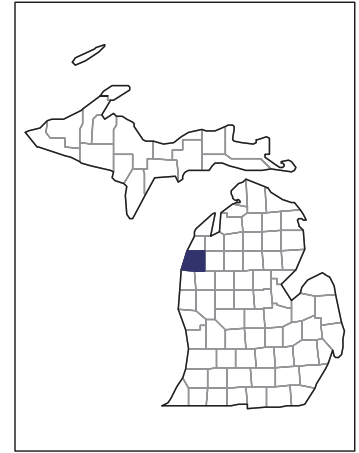


2007 CENSUS OF AGRICULTURE



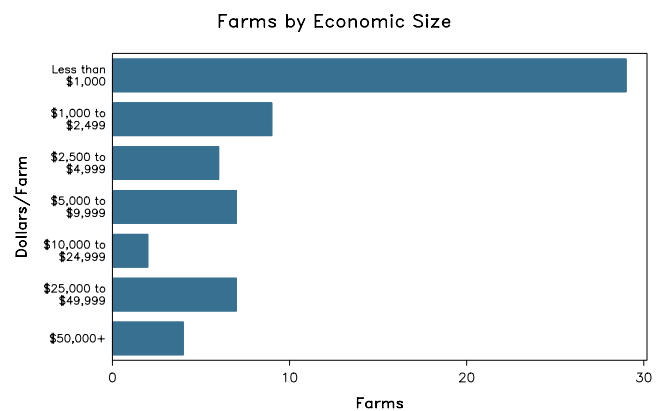
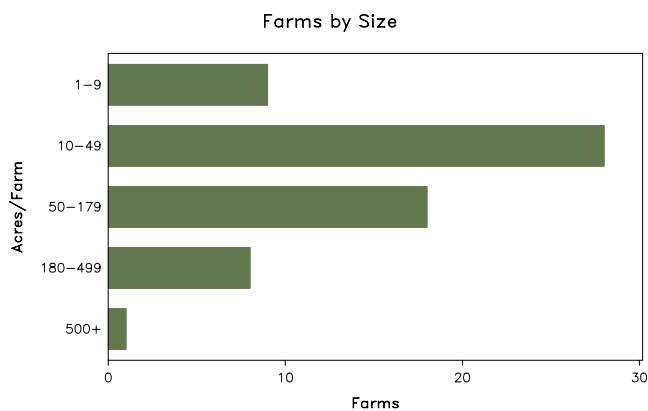
Manistee County – Michigan

Farms with Women Principal Operators Compared with All Farms

	Women Principal Operators	All Farms
Number of Farms	64	358
Land in Farms	5,670 acres	46,034 acres
Average Size of Farm	89 acres	129 acres
Market Value of Products Sold	\$646,000	\$9,212,000
Crop Sales	\$415,000	\$7,491,000
Livestock Sales	\$231,000	\$1,721,000
Average Per Farm	\$10,092	\$25,732
Government Payments	(D)	\$113,000
Average Per Farm Receiving Payments	(D)	\$2,209

See footnotes on reverse page.

Farms with Women Principal Operators



2007 CENSUS OF AGRICULTURE

Manistee County – Michigan Farms with Women Principal Operators

Selected Highlights

Item	Farms	Quantity
MARKET VALUE OF AGRICULTURAL PRODUCTS SOLD (\$1,000)		
Total value of agricultural products sold	64	646
Value of crops including nursery and greenhouse	34	415
Value of livestock, poultry, and their products	25	231
VALUE OF SALES BY COMMODITY GROUP (\$1,000)		
Grains, oilseeds, dry beans, and dry peas	1	(D)
Tobacco	-	-
Cotton and cottonseed	-	-
Vegetables, melons, potatoes and sweet potatoes	4	(D)
Fruits, tree nuts, and berries	5	126
Nursery, greenhouse, floriculture, and sod	8	141
Cut Christmas trees and short rotation woody crops	3	(D)
Other crops and hay	16	73
Poultry and eggs	13	90
Cattle and calves	10	18
Milk and other dairy products from cows	-	-
Hogs and pigs	3	1
Sheep, goats, and their products	7	115
Horses, ponies, mules, burros, and donkeys	5	7
Aquaculture	-	-
Other animals and other animal products	-	-
TOP CROP ITEMS (acres)		
Forage - land used for all hay and haylage, grass silage, and greenchop	20	751
Cherries, tart	1	(D)
Cut Christmas trees	3	(D)
Apples	6	34
Peaches, all	3	28
TOP LIVESTOCK INVENTORY ITEMS (number)		
Layers	16	2,995
Goats, all	11	333
Ducks	9	180
Cattle and calves	10	148
Sheep and lambs	4	142

Operator Characteristics

Item	Quantity
Primary occupation:	
Farming	30
Other	34
Days worked off farm:	
None	28
Any	36
Years on present farm:	
2 years or less	1
3 to 4 years	5
5 to 9 years	17
10 years or more	41
Age group:	
Under 45 years	10
45 to 64 years	33
65 years and over	21
Average age of principal operator (years)	58.6

Economic Characteristics

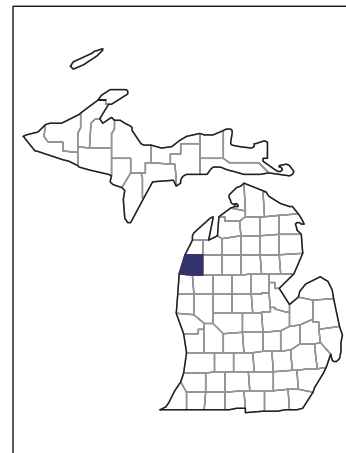
Item	Quantity
Farms by value of sales:	
Less than \$1,000	29
\$1,000 to \$2,499	9
\$2,500 to \$4,999	6
\$5,000 to \$9,999	7
\$10,000 to \$49,999	9
\$50,000 to \$99,999	4
\$100,000 to \$249,999	-
\$250,000 to \$499,999	-
\$500,000 or more	-
Total farm production expenses (\$1,000)	845
Average per farm (\$)	13,200
Net cash farm income of operation (\$1,000)	-162
Average per farm (\$)	-2,531
Value of agricultural products sold directly to individuals for human consumption (\$1,000)	102
Total organic product sales (\$1,000)	-
Total income from farm-related sources, gross before taxes and expenses (\$1,000)	36

See "Census of Agriculture, Volume 1, Geographic Area Series" for complete footnotes, explanations, definitions, and methodology.
(D) Cannot be disclosed. (Z) Less than half of the unit shown.

2007 CENSUS OF AGRICULTURE

Manistee County – Michigan

Farms with Spanish, Hispanic, or Latino Operators Compared with All Farms



Data are not available at this geographic level for farms with Spanish, Hispanic, or Latino operators.



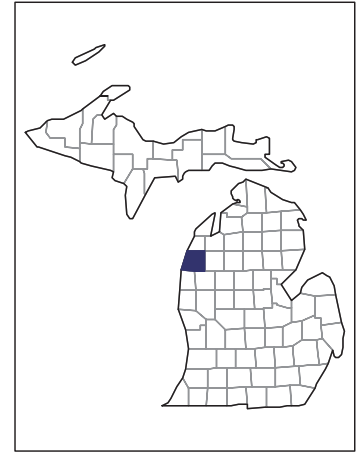
United States Department of Agriculture
National Agricultural Statistics Service

www.agcensus.usda.gov

2007 CENSUS OF AGRICULTURE

Manistee County – Michigan

Farms with American Indian or Alaska Native Operators Compared with All Farms



Data are not available at this geographic level for farms with American Indian or Alaska Native operators.



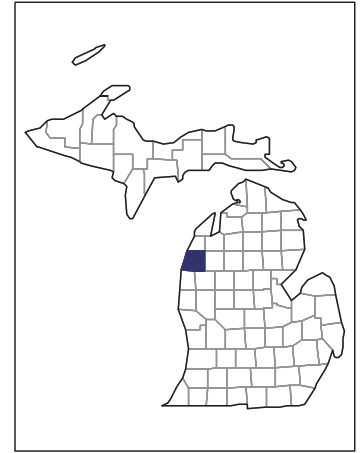
United States Department of Agriculture
National Agricultural Statistics Service

www.agcensus.usda.gov

2007 CENSUS OF AGRICULTURE

Manistee County – Michigan

Farms with Asian Operators Compared with All Farms



Data are not available at this geographic level for farms with Asian operators.



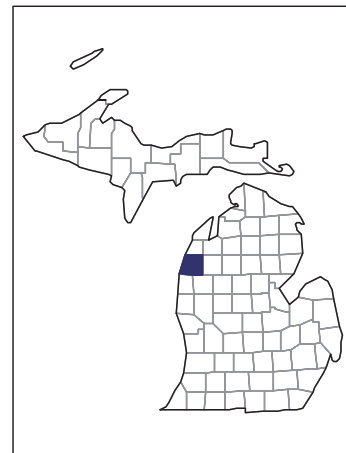
United States Department of Agriculture
National Agricultural Statistics Service

www.agcensus.usda.gov

2007 CENSUS OF AGRICULTURE

Manistee County – Michigan

Farms with Black or African American Operators Compared with All Farms



Data are not available at this geographic level for farms with Black or African American operators.



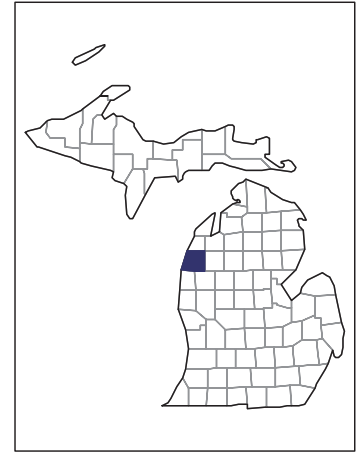
United States Department of Agriculture
National Agricultural Statistics Service

www.agcensus.usda.gov

2007 CENSUS OF AGRICULTURE

Manistee County – Michigan

Farms with Native Hawaiian or Other Pacific Islander Operators Compared with All Farms



Data are not available at this geographic level for farms with Native Hawaiian or Other Pacific Islander operators.



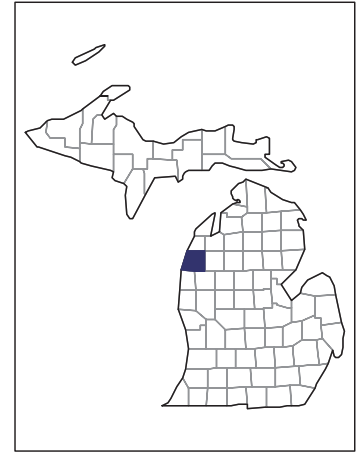
United States Department of Agriculture
National Agricultural Statistics Service

www.agcensus.usda.gov

2007 CENSUS OF AGRICULTURE

Manistee County – Michigan

Farms with White Operators Compared with All Farms



Data are not available at this geographic level for farms with White operators.



United States Department of Agriculture
National Agricultural Statistics Service

www.agcensus.usda.gov

