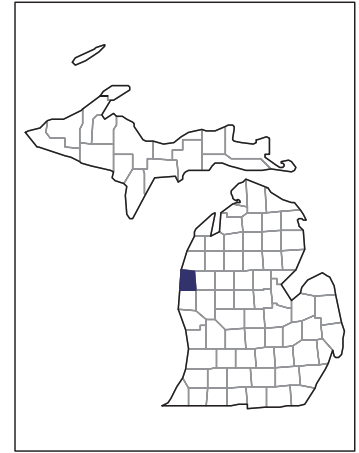


# 2007 CENSUS OF AGRICULTURE



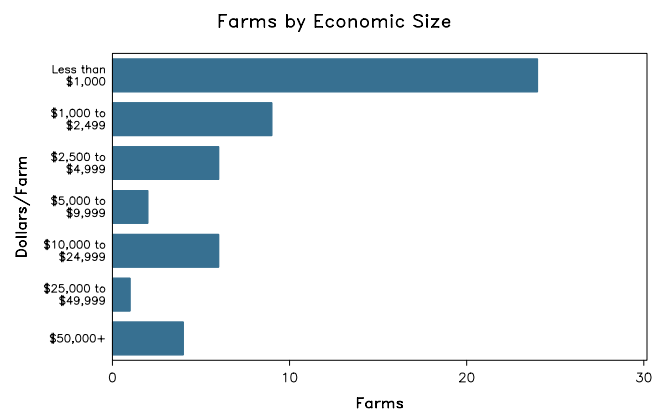
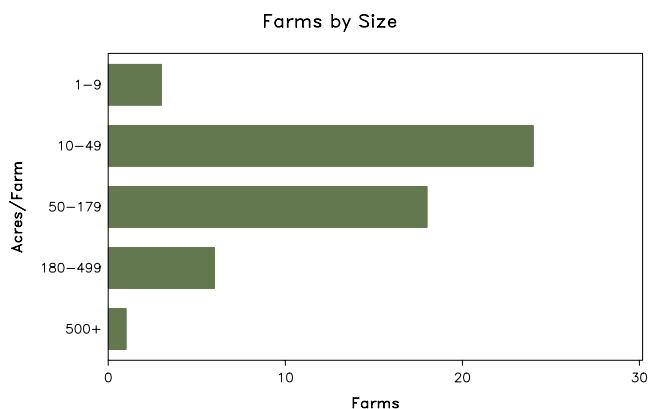
## Mason County – Michigan

### Farms with Women Principal Operators Compared with All Farms

	Women Principal Operators	All Farms
<b>Number of Farms</b>	52	450
<b>Land in Farms</b>	4,145 acres	76,446 acres
<b>Average Size of Farm</b>	80 acres	170 acres
<b>Market Value of Products Sold</b>	\$588,000	\$34,468,000
Crop Sales	\$410,000	\$20,372,000
Livestock Sales	\$177,000	\$14,096,000
Average Per Farm	\$11,303	\$76,596
<b>Government Payments</b>	\$31,000	\$574,000
Average Per Farm Receiving Payments	\$2,062	\$4,415

See footnotes on reverse page.

### Farms with Women Principal Operators



# 2007 CENSUS OF AGRICULTURE

## Mason County – Michigan Farms with Women Principal Operators

### Selected Highlights

Item	Farms	Quantity
<b>MARKET VALUE OF AGRICULTURAL PRODUCTS SOLD (\$1,000)</b>		
Total value of agricultural products sold	52	588
Value of crops including nursery and greenhouse	15	410
Value of livestock, poultry, and their products	13	177
<b>VALUE OF SALES BY COMMODITY GROUP (\$1,000)</b>		
Grains, oilseeds, dry beans, and dry peas	3	(D)
Tobacco	-	-
Cotton and cottonseed	-	-
Vegetables, melons, potatoes and sweet potatoes	3	198
Fruits, tree nuts, and berries	2	(D)
Nursery, greenhouse, floriculture, and sod	-	-
Cut Christmas trees and short rotation woody crops	-	-
Other crops and hay	10	77
Poultry and eggs	4	(D)
Cattle and calves	1	(D)
Milk and other dairy products from cows	1	(D)
Hogs and pigs	-	-
Sheep, goats, and their products	4	1
Horses, ponies, mules, burros, and donkeys	7	43
Aquaculture	-	-
Other animals and other animal products	1	(D)
<b>TOP CROP ITEMS (acres)</b>		
Forage - land used for all hay and haylage, grass silage, and greenchop	19	430
Vegetables harvested for sale	3	225
Corn for grain	2	(D)
Asparagus, bearing age	2	(D)
Short-rotation woody crops	1	(D)
<b>TOP LIVESTOCK INVENTORY ITEMS (number)</b>		
Layers	7	310
Horses and ponies	31	270
Cattle and calves	6	179
Goats, all	9	44
Sheep and lambs	4	38

### Operator Characteristics

Item	Quantity
Primary occupation:	
Farming	21
Other	31
Days worked off farm:	
None	23
Any	29
Years on present farm:	
2 years or less	-
3 to 4 years	2
5 to 9 years	22
10 years or more	28
Age group:	
Under 45 years	10
45 to 64 years	30
65 years and over	12
Average age of principal operator (years)	56.2

### Economic Characteristics

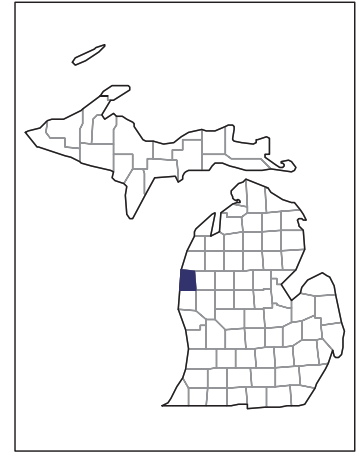
Item	Quantity
Farms by value of sales:	
Less than \$1,000	28
\$1,000 to \$2,499	7
\$2,500 to \$4,999	6
\$5,000 to \$9,999	-
\$10,000 to \$49,999	8
\$50,000 to \$99,999	1
\$100,000 to \$249,999	2
\$250,000 to \$499,999	-
\$500,000 or more	-
Total farm production expenses (\$1,000)	1,229
Average per farm (\$)	23,629
Net cash farm income of operation (\$1,000)	-491
Average per farm (\$)	-9,435
Value of agricultural products sold directly to individuals for human consumption (\$1,000)	(D)
Total organic product sales (\$1,000)	-
Total income from farm-related sources, gross before taxes and expenses (\$1,000)	119

See "Census of Agriculture, Volume 1, Geographic Area Series" for complete footnotes, explanations, definitions, and methodology.  
(D) Cannot be disclosed. (Z) Less than half of the unit shown.

# 2007 CENSUS OF AGRICULTURE

## Mason County – Michigan

### Farms with Spanish, Hispanic, or Latino Operators Compared with All Farms



Data are not available at this geographic level for farms with Spanish, Hispanic, or Latino operators.



United States Department of Agriculture  
National Agricultural Statistics Service

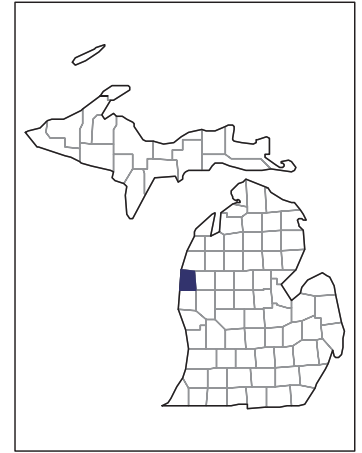
[www.agcensus.usda.gov](http://www.agcensus.usda.gov)



# 2007 CENSUS OF AGRICULTURE

## Mason County – Michigan

### Farms with American Indian or Alaska Native Operators Compared with All Farms



Data are not available at this geographic level for farms with American Indian or Alaska Native operators.



United States Department of Agriculture  
National Agricultural Statistics Service

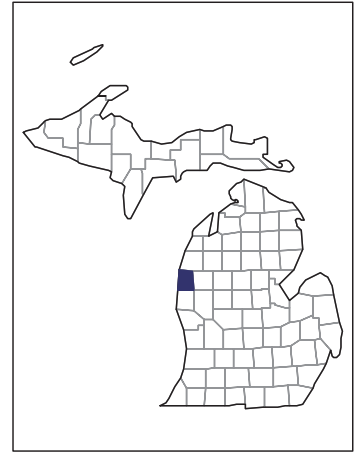
[www.agcensus.usda.gov](http://www.agcensus.usda.gov)



# 2007 CENSUS OF AGRICULTURE

**Mason County – Michigan**

**Farms with Asian Operators  
Compared with All Farms**



**Data are not available at this geographic level for farms with Asian operators.**



United States Department of Agriculture  
National Agricultural Statistics Service

[www.agcensus.usda.gov](http://www.agcensus.usda.gov)

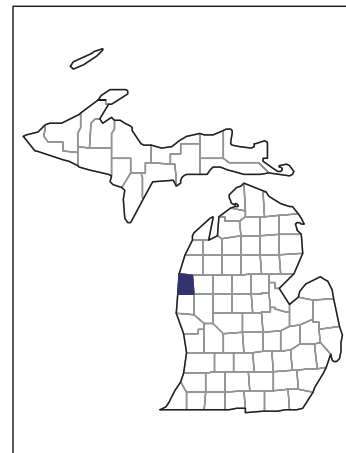




# 2007 CENSUS OF AGRICULTURE

## Mason County – Michigan

### Farms with Black or African American Operators Compared with All Farms



Data are not available at this geographic level for farms with Black or African American operators.



United States Department of Agriculture  
National Agricultural Statistics Service

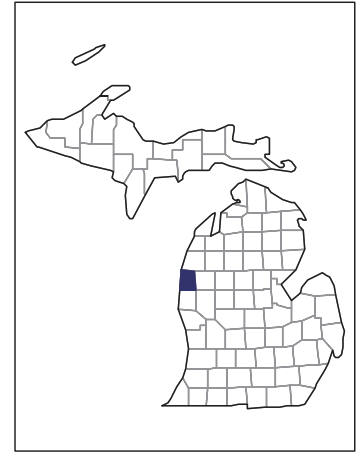
[www.agcensus.usda.gov](http://www.agcensus.usda.gov)



# 2007 CENSUS OF AGRICULTURE

## Mason County – Michigan

### Farms with Native Hawaiian or Other Pacific Islander Operators Compared with All Farms



Data are not available at this geographic level for farms with Native Hawaiian or Other Pacific Islander operators.



United States Department of Agriculture  
National Agricultural Statistics Service

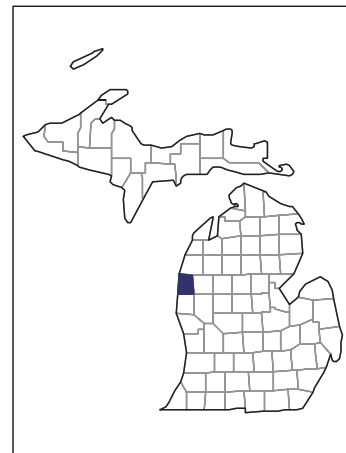
[www.agcensus.usda.gov](http://www.agcensus.usda.gov)



# 2007 CENSUS OF AGRICULTURE

## Mason County – Michigan

### Farms with White Operators Compared with All Farms



Data are not available at this geographic level for farms with White operators.



United States Department of Agriculture  
National Agricultural Statistics Service

[www.agcensus.usda.gov](http://www.agcensus.usda.gov)

