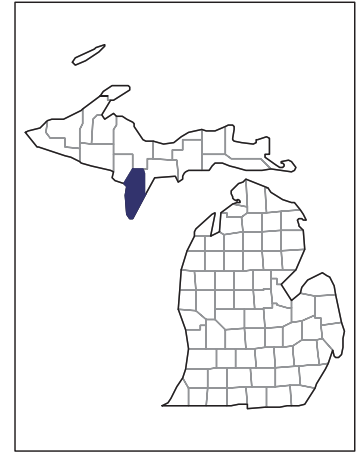


2007 CENSUS OF AGRICULTURE



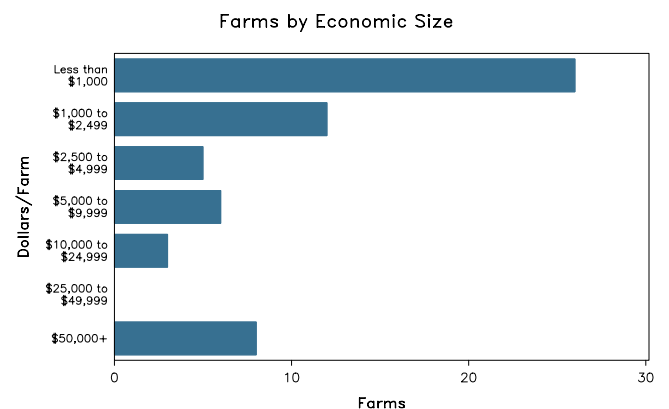
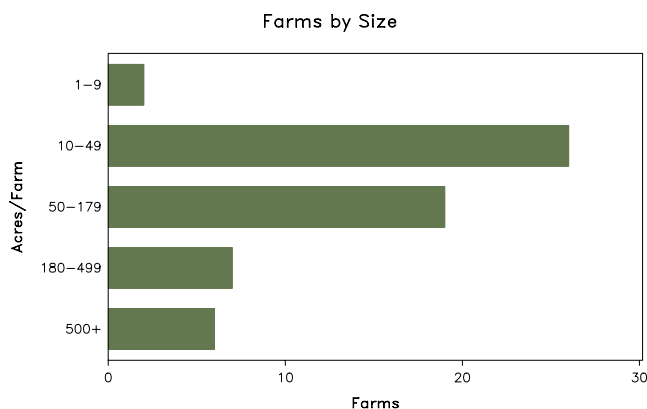
Menominee County – Michigan

Farms with Women Principal Operators Compared with All Farms

	Women Principal Operators	All Farms
Number of Farms	60	419
Land in Farms	8,542 acres	103,636 acres
Average Size of Farm	142 acres	247 acres
Market Value of Products Sold	\$973,000	\$33,619,000
Crop Sales	\$291,000	\$3,347,000
Livestock Sales	\$683,000	\$30,272,000
Average Per Farm	\$16,221	\$80,236
Government Payments	\$21,000	\$699,000
Average Per Farm Receiving Payments	\$1,227	\$4,569

See footnotes on reverse page.

Farms with Women Principal Operators



2007 CENSUS OF AGRICULTURE

Menominee County – Michigan Farms with Women Principal Operators

Selected Highlights

Item	Farms	Quantity
MARKET VALUE OF AGRICULTURAL PRODUCTS SOLD (\$1,000)		
Total value of agricultural products sold	60	973
Value of crops including nursery and greenhouse	39	291
Value of livestock, poultry, and their products	19	683
VALUE OF SALES BY COMMODITY GROUP (\$1,000)		
Grains, oilseeds, dry beans, and dry peas	9	(D)
Tobacco	-	-
Cotton and cottonseed	-	-
Vegetables, melons, potatoes and sweet potatoes	2	(D)
Fruits, tree nuts, and berries	4	1
Nursery, greenhouse, floriculture, and sod	1	(D)
Cut Christmas trees and short rotation woody crops	2	(D)
Other crops and hay	33	127
Poultry and eggs	9	(D)
Cattle and calves	11	234
Milk and other dairy products from cows	3	428
Hogs and pigs	3	(D)
Sheep, goats, and their products	3	11
Horses, ponies, mules, burros, and donkeys	-	-
Aquaculture	-	-
Other animals and other animal products	-	-
TOP CROP ITEMS (acres)		
Forage - land used for all hay and haylage, grass silage, and greenchop	43	2,308
Corn for silage or greenchop	5	506
Corn for grain	3	(D)
Cut Christmas trees	2	(D)
Barley for grain	5	178
TOP LIVESTOCK INVENTORY ITEMS (number)		
Cattle and calves	15	599
Layers	11	382
Ducks	5	116
Horses and ponies	14	96
Sheep and lambs	3	48

Operator Characteristics

Item	Quantity
Primary occupation:	
Farming	25
Other	35
Days worked off farm:	
None	19
Any	41
Years on present farm:	
2 years or less	1
3 to 4 years	8
5 to 9 years	16
10 years or more	35
Age group:	
Under 45 years	9
45 to 64 years	35
65 years and over	16
Average age of principal operator (years)	56.0

Economic Characteristics

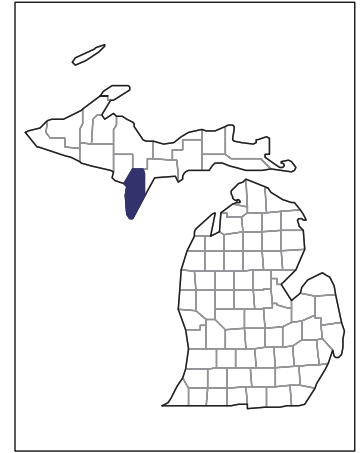
Item	Quantity
Farms by value of sales:	
Less than \$1,000	28
\$1,000 to \$2,499	11
\$2,500 to \$4,999	4
\$5,000 to \$9,999	6
\$10,000 to \$49,999	3
\$50,000 to \$99,999	5
\$100,000 to \$249,999	3
\$250,000 to \$499,999	-
\$500,000 or more	-
Total farm production expenses (\$1,000)	1,086
Average per farm (\$)	18,099
Net cash farm income of operation (\$1,000)	7
Average per farm (\$)	111
Value of agricultural products sold directly to individuals for human consumption (\$1,000)	3
Total organic product sales (\$1,000)	-
Total income from farm-related sources, gross before taxes and expenses (\$1,000)	98

See "Census of Agriculture, Volume 1, Geographic Area Series" for complete footnotes, explanations, definitions, and methodology.
(D) Cannot be disclosed. (Z) Less than half of the unit shown.

2007 CENSUS OF AGRICULTURE

Menominee County – Michigan

Farms with Spanish, Hispanic, or Latino Operators Compared with All Farms



Data are not available at this geographic level for farms with Spanish, Hispanic, or Latino operators.



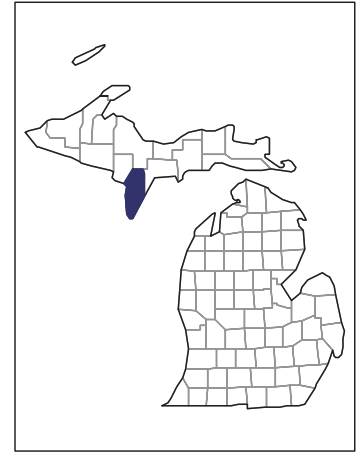
United States Department of Agriculture
National Agricultural Statistics Service

www.agcensus.usda.gov

2007 CENSUS OF AGRICULTURE

Menominee County – Michigan

Farms with American Indian or Alaska Native Operators Compared with All Farms



Data are not available at this geographic level for farms with American Indian or Alaska Native operators.



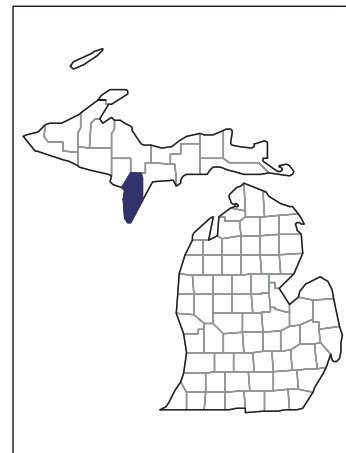
United States Department of Agriculture
National Agricultural Statistics Service

www.agcensus.usda.gov

2007 CENSUS OF AGRICULTURE

Menominee County – Michigan

Farms with Asian Operators Compared with All Farms



Data are not available at this geographic level for farms with Asian operators.



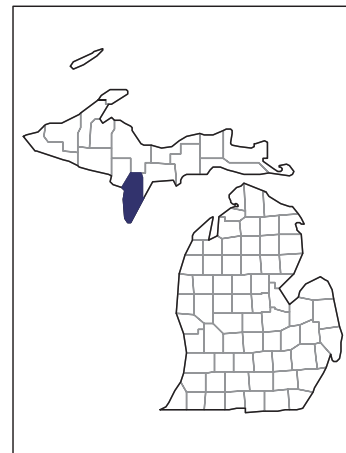
United States Department of Agriculture
National Agricultural Statistics Service

www.agcensus.usda.gov

2007 CENSUS OF AGRICULTURE

Menominee County – Michigan

Farms with Black or African American Operators Compared with All Farms



Data are not available at this geographic level for farms with Black or African American operators.



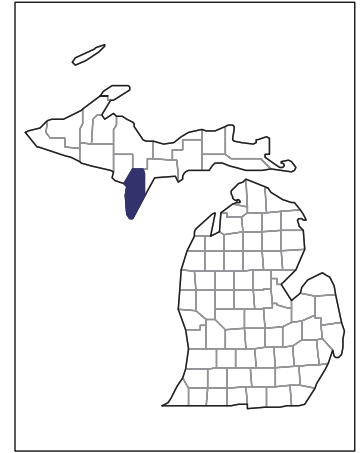
United States Department of Agriculture
National Agricultural Statistics Service

www.agcensus.usda.gov

2007 CENSUS OF AGRICULTURE

Menominee County – Michigan

Farms with Native Hawaiian or Other Pacific Islander Operators Compared with All Farms



Data are not available at this geographic level for farms with Native Hawaiian or Other Pacific Islander operators.



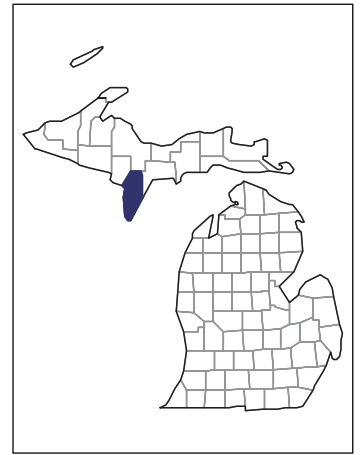
United States Department of Agriculture
National Agricultural Statistics Service

www.agcensus.usda.gov

2007 CENSUS OF AGRICULTURE

Menominee County – Michigan

Farms with White Operators Compared with All Farms



Data are not available at this geographic level for farms with White operators.



United States Department of Agriculture
National Agricultural Statistics Service

www.agcensus.usda.gov

