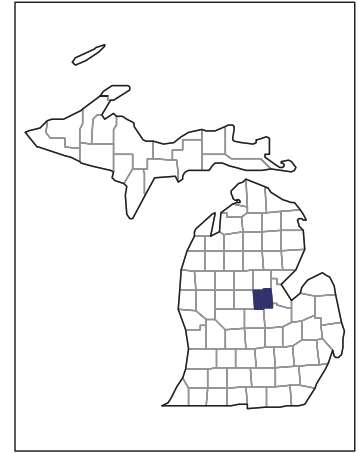


# 2007 CENSUS OF AGRICULTURE



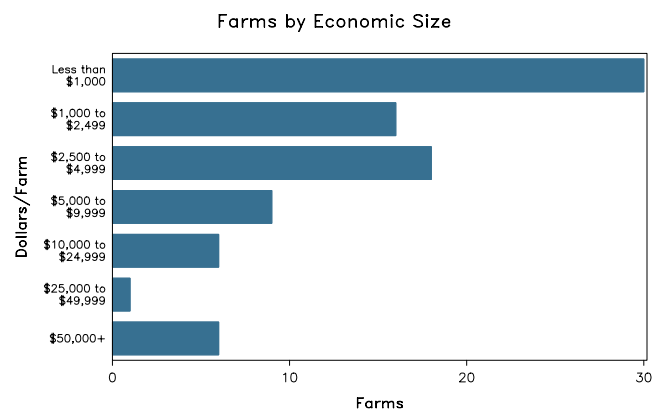
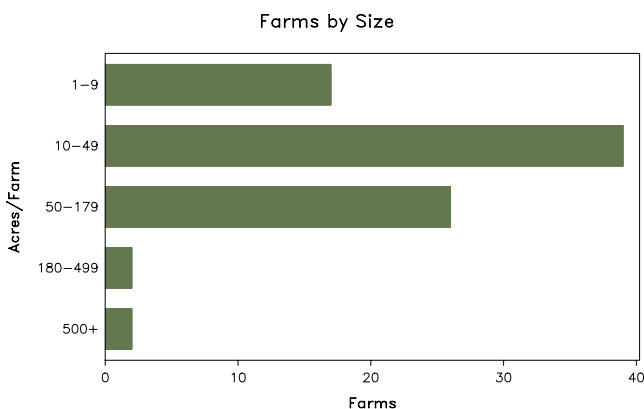
## Midland County – Michigan

### Farms with Women Principal Operators Compared with All Farms

	Women Principal Operators	All Farms
<b>Number of Farms</b>	86	571
<b>Land in Farms</b>	5,545 acres	90,619 acres
<b>Average Size of Farm</b>	64 acres	159 acres
<b>Market Value of Products Sold</b>	\$1,088,000	\$48,782,000
Crop Sales	\$1,003,000	\$22,359,000
Livestock Sales	\$85,000	\$26,423,000
Average Per Farm	\$12,650	\$85,432
<b>Government Payments</b>	\$69,000	\$1,181,000
Average Per Farm Receiving Payments	\$2,767	\$5,203

See footnotes on reverse page.

### Farms with Women Principal Operators



# 2007 CENSUS OF AGRICULTURE

## Midland County – Michigan Farms with Women Principal Operators

### Selected Highlights

Item	Farms	Quantity
<b>MARKET VALUE OF AGRICULTURAL PRODUCTS SOLD (\$1,000)</b>		
Total value of agricultural products sold	86	1,088
Value of crops including nursery and greenhouse	36	1,003
Value of livestock, poultry, and their products	29	85
<b>VALUE OF SALES BY COMMODITY GROUP (\$1,000)</b>		
Grains, oilseeds, dry beans, and dry peas	9	(D)
Tobacco	-	-
Cotton and cottonseed	-	-
Vegetables, melons, potatoes and sweet potatoes	4	16
Fruits, tree nuts, and berries	4	(D)
Nursery, greenhouse, floriculture, and sod	7	178
Cut Christmas trees and short rotation woody crops	-	-
Other crops and hay	16	62
Poultry and eggs	13	(D)
Cattle and calves	4	11
Milk and other dairy products from cows	-	-
Hogs and pigs	2	(D)
Sheep, goats, and their products	10	21
Horses, ponies, mules, burros, and donkeys	8	15
Aquaculture	-	-
Other animals and other animal products	3	29
<b>TOP CROP ITEMS (acres)</b>		
Soybeans for beans	8	1,304
Forage - land used for all hay and haylage, grass silage, and greenchop	22	393
Corn for grain	6	265
Wheat for grain, all	2	(D)
Oats for grain	2	(D)
<b>TOP LIVESTOCK INVENTORY ITEMS (number)</b>		
Layers	16	472
Horses and ponies	30	255
Sheep and lambs	6	157
Cattle and calves	11	71
Goats, all	6	58

### Operator Characteristics

Item	Quantity
Primary occupation:	
Farming	30
Other	56
Days worked off farm:	
None	32
Any	54
Years on present farm:	
2 years or less	8
3 to 4 years	9
5 to 9 years	12
10 years or more	57
Age group:	
Under 45 years	17
45 to 64 years	46
65 years and over	23
Average age of principal operator (years)	56.0

### Economic Characteristics

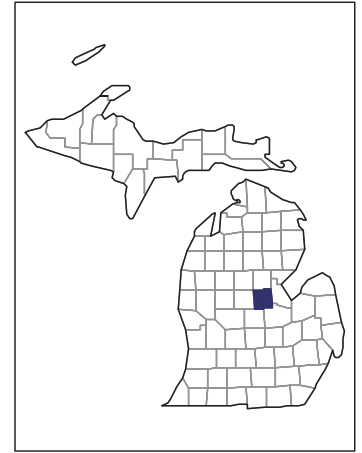
Item	Quantity
Farms by value of sales:	
Less than \$1,000	41
\$1,000 to \$2,499	10
\$2,500 to \$4,999	14
\$5,000 to \$9,999	9
\$10,000 to \$49,999	7
\$50,000 to \$99,999	3
\$100,000 to \$249,999	-
\$250,000 to \$499,999	2
\$500,000 or more	-
Total farm production expenses (\$1,000)	1,202
Average per farm (\$)	13,977
Net cash farm income of operation (\$1,000)	101
Average per farm (\$)	1,180
Value of agricultural products sold directly to individuals for human consumption (\$1,000)	26
Total organic product sales (\$1,000)	11
Total income from farm-related sources, gross before taxes and expenses (\$1,000)	146

See "Census of Agriculture, Volume 1, Geographic Area Series" for complete footnotes, explanations, definitions, and methodology.  
(D) Cannot be disclosed. (Z) Less than half of the unit shown.

# 2007 CENSUS OF AGRICULTURE

## Midland County – Michigan

### Farms with Spanish, Hispanic, or Latino Operators Compared with All Farms



Data are not available at this geographic level for farms with Spanish, Hispanic, or Latino operators.



United States Department of Agriculture  
National Agricultural Statistics Service

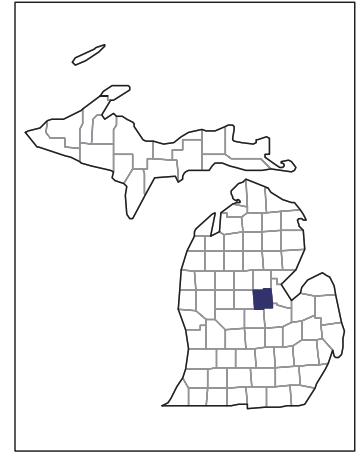
[www.agcensus.usda.gov](http://www.agcensus.usda.gov)



# 2007 CENSUS OF AGRICULTURE

## Midland County – Michigan

### Farms with American Indian or Alaska Native Operators Compared with All Farms



Data are not available at this geographic level for farms with American Indian or Alaska Native operators.



United States Department of Agriculture  
National Agricultural Statistics Service

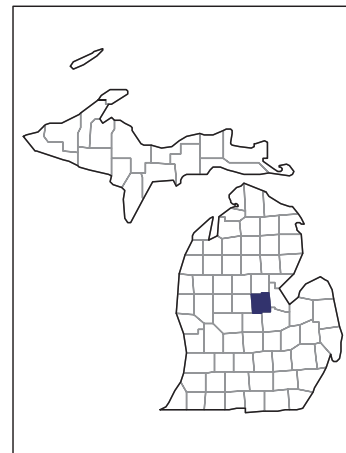
[www.agcensus.usda.gov](http://www.agcensus.usda.gov)



# 2007 CENSUS OF AGRICULTURE

**Midland County – Michigan**

**Farms with Asian Operators  
Compared with All Farms**



**Data are not available at this geographic level for farms with Asian operators.**



United States Department of Agriculture  
National Agricultural Statistics Service

[www.agcensus.usda.gov](http://www.agcensus.usda.gov)

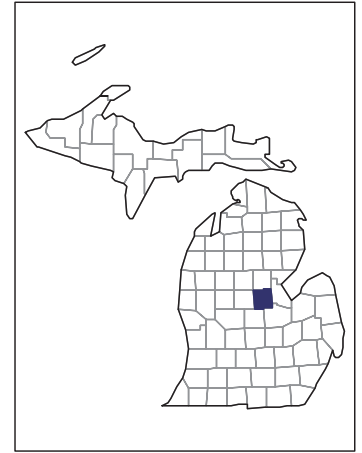




# 2007 CENSUS OF AGRICULTURE

## Midland County – Michigan

### Farms with Black or African American Operators Compared with All Farms



Data are not available at this geographic level for farms with Black or African American operators.



United States Department of Agriculture  
National Agricultural Statistics Service

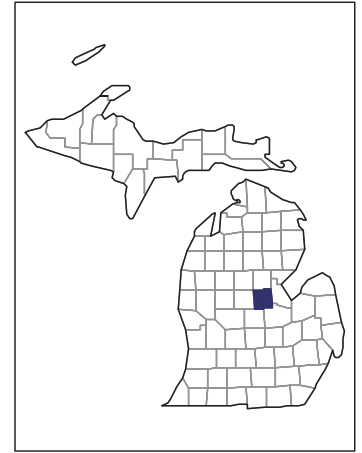
[www.agcensus.usda.gov](http://www.agcensus.usda.gov)



# 2007 CENSUS OF AGRICULTURE

## Midland County – Michigan

### Farms with Native Hawaiian or Other Pacific Islander Operators Compared with All Farms



Data are not available at this geographic level for farms with Native Hawaiian or Other Pacific Islander operators.



United States Department of Agriculture  
National Agricultural Statistics Service

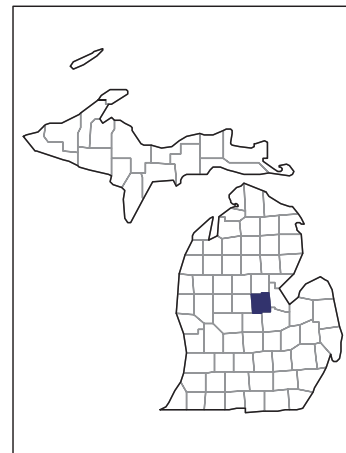
[www.agcensus.usda.gov](http://www.agcensus.usda.gov)



# 2007 CENSUS OF AGRICULTURE

**Midland County – Michigan**

**Farms with White Operators  
Compared with All Farms**



**Data are not available at this geographic level for farms with White operators.**



United States Department of Agriculture  
National Agricultural Statistics Service

[www.agcensus.usda.gov](http://www.agcensus.usda.gov)

