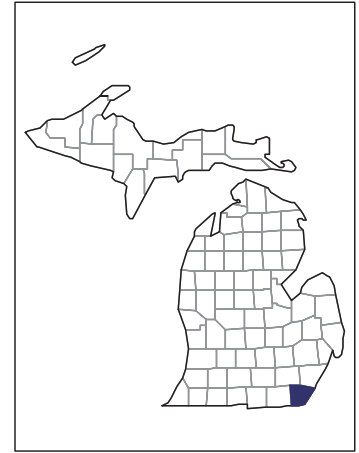


2007 CENSUS OF AGRICULTURE



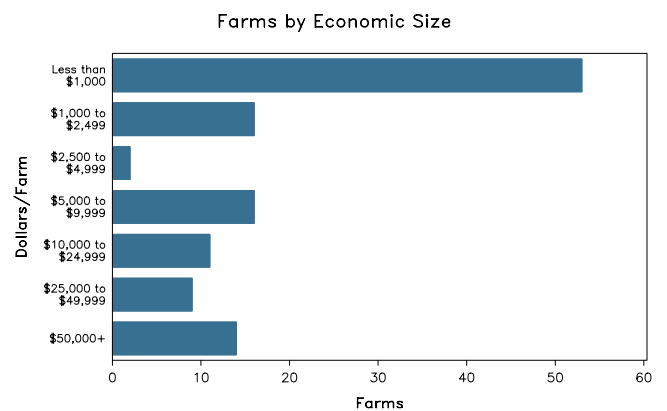
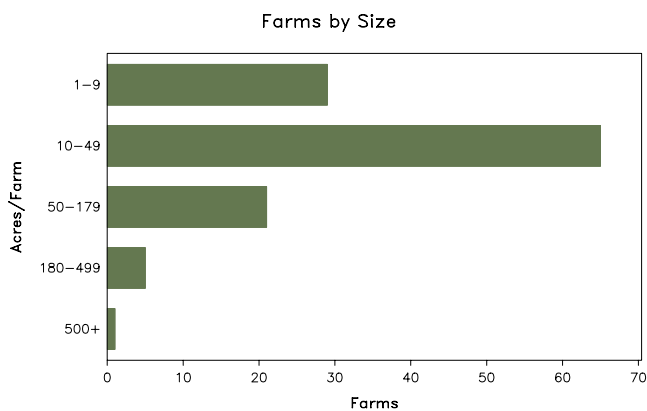
Monroe County – Michigan

Farms with Women Principal Operators Compared with All Farms

	Women Principal Operators	All Farms
Number of Farms	121	1,119
Land in Farms	5,624 acres	207,812 acres
Average Size of Farm	46 acres	186 acres
Market Value of Products Sold	\$4,361,000	\$130,069,000
Crop Sales	\$4,018,000	\$122,058,000
Livestock Sales	\$343,000	\$8,012,000
Average Per Farm	\$36,042	\$116,237
Government Payments	\$58,000	\$3,127,000
Average Per Farm Receiving Payments	\$2,626	\$5,717

See footnotes on reverse page.

Farms with Women Principal Operators



2007 CENSUS OF AGRICULTURE

Monroe County – Michigan Farms with Women Principal Operators

Selected Highlights

Item	Farms	Quantity
MARKET VALUE OF AGRICULTURAL PRODUCTS SOLD (\$1,000)		
Total value of agricultural products sold	121	4,361
Value of crops including nursery and greenhouse	49	4,018
Value of livestock, poultry, and their products	38	343
VALUE OF SALES BY COMMODITY GROUP (\$1,000)		
Grains, oilseeds, dry beans, and dry peas	24	(D)
Tobacco	-	-
Cotton and cottonseed	-	-
Vegetables, melons, potatoes and sweet potatoes	12	(D)
Fruits, tree nuts, and berries	4	(D)
Nursery, greenhouse, floriculture, and sod	10	(D)
Cut Christmas trees and short rotation woody crops	2	(D)
Other crops and hay	11	34
Poultry and eggs	14	8
Cattle and calves	5	7
Milk and other dairy products from cows	-	-
Hogs and pigs	-	-
Sheep, goats, and their products	3	4
Horses, ponies, mules, burros, and donkeys	24	306
Aquaculture	-	-
Other animals and other animal products	5	19
TOP CROP ITEMS (acres)		
Soybeans for beans	19	1,317
Vegetables harvested for sale	12	(D)
Tomatoes in the open	5	(D)
Corn for grain	14	437
Cabbage, head	3	(D)
TOP LIVESTOCK INVENTORY ITEMS (number)		
Horses and ponies	71	779
Layers	17	469
Goats, all	12	179
Broilers and other meat-type chickens	2	(D)
Cattle and calves	14	100

Operator Characteristics

Item	Quantity
Primary occupation:	
Farming	65
Other	56
Days worked off farm:	
None	37
Any	84
Years on present farm:	
2 years or less	10
3 to 4 years	19
5 to 9 years	26
10 years or more	66
Age group:	
Under 45 years	28
45 to 64 years	70
65 years and over	23
Average age of principal operator (years)	54.7

Economic Characteristics

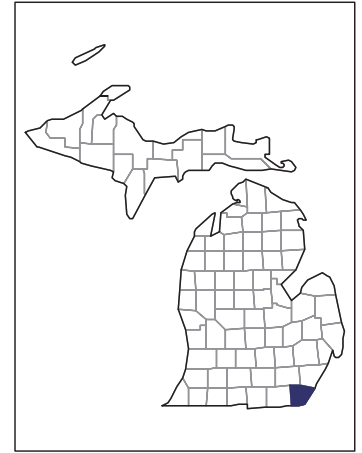
Item	Quantity
Farms by value of sales:	
Less than \$1,000	54
\$1,000 to \$2,499	15
\$2,500 to \$4,999	2
\$5,000 to \$9,999	16
\$10,000 to \$49,999	20
\$50,000 to \$99,999	10
\$100,000 to \$249,999	3
\$250,000 to \$499,999	-
\$500,000 or more	1
Total farm production expenses (\$1,000)	6,360
Average per farm (\$)	52,560
Net cash farm income of operation (\$1,000)	-529
Average per farm (\$)	-4,375
Value of agricultural products sold directly to individuals for human consumption (\$1,000)	50
Total organic product sales (\$1,000)	-
Total income from farm-related sources, gross before taxes and expenses (\$1,000)	1,412

See "Census of Agriculture, Volume 1, Geographic Area Series" for complete footnotes, explanations, definitions, and methodology.
(D) Cannot be disclosed. (Z) Less than half of the unit shown.

2007 CENSUS OF AGRICULTURE

Monroe County – Michigan

Farms with Spanish, Hispanic, or Latino Operators Compared with All Farms



Data are not available at this geographic level for farms with Spanish, Hispanic, or Latino operators.



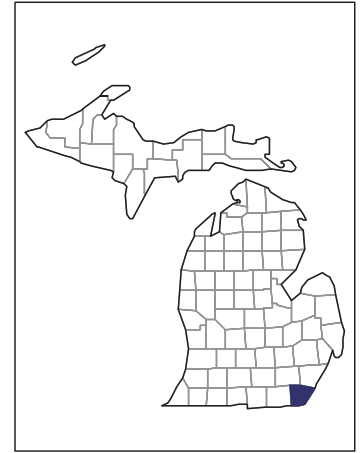
United States Department of Agriculture
National Agricultural Statistics Service

www.agcensus.usda.gov

2007 CENSUS OF AGRICULTURE

Monroe County – Michigan

Farms with American Indian or Alaska Native Operators Compared with All Farms



Data are not available at this geographic level for farms with American Indian or Alaska Native operators.



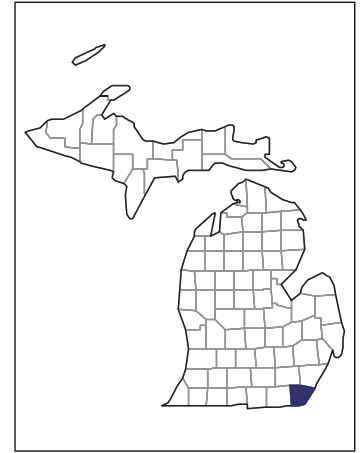
United States Department of Agriculture
National Agricultural Statistics Service

www.agcensus.usda.gov

2007 CENSUS OF AGRICULTURE

Monroe County – Michigan

**Farms with Asian Operators
Compared with All Farms**



Data are not available at this geographic level for farms with Asian operators.



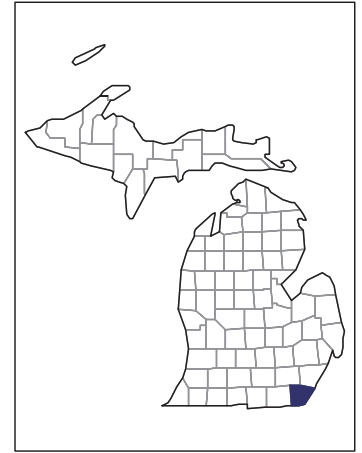
United States Department of Agriculture
National Agricultural Statistics Service

www.agcensus.usda.gov

2007 CENSUS OF AGRICULTURE

Monroe County – Michigan

Farms with Black or African American Operators Compared with All Farms



Data are not available at this geographic level for farms with Black or African American operators.



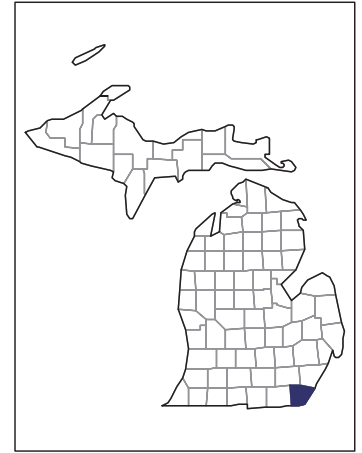
United States Department of Agriculture
National Agricultural Statistics Service

www.agcensus.usda.gov

2007 CENSUS OF AGRICULTURE

Monroe County – Michigan

Farms with Native Hawaiian or Other Pacific Islander Operators Compared with All Farms



Data are not available at this geographic level for farms with Native Hawaiian or Other Pacific Islander operators.



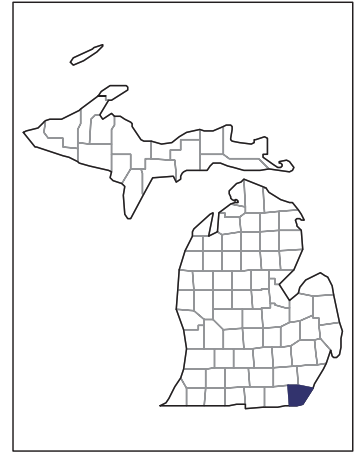
United States Department of Agriculture
National Agricultural Statistics Service

www.agcensus.usda.gov

2007 CENSUS OF AGRICULTURE

Monroe County – Michigan

Farms with White Operators Compared with All Farms



Data are not available at this geographic level for farms with White operators.



United States Department of Agriculture
National Agricultural Statistics Service

www.agcensus.usda.gov

