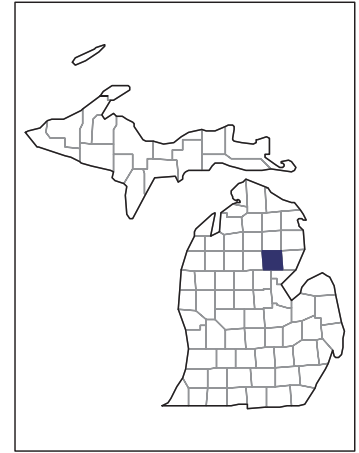


2007 CENSUS OF AGRICULTURE



Ogemaw County – Michigan

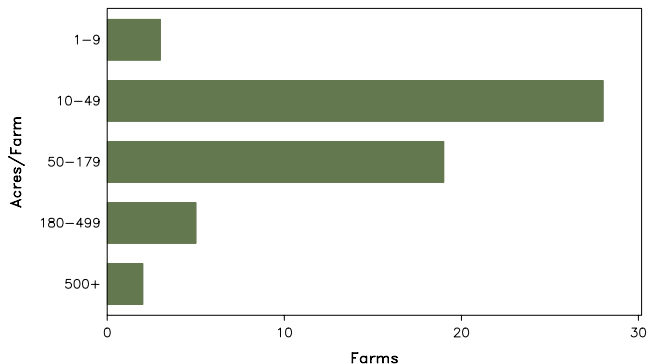
Farms with Women Principal Operators Compared with All Farms

	Women Principal Operators	All Farms
Number of Farms	57	321
Land in Farms	5,058 acres	60,941 acres
Average Size of Farm	89 acres	190 acres
Market Value of Products Sold	\$1,429,000	\$30,518,000
Crop Sales	\$1,117,000	\$4,112,000
Livestock Sales	\$313,000	\$26,405,000
Average Per Farm	\$25,076	\$95,071
Government Payments	\$6,000	\$349,000
Average Per Farm Receiving Payments	\$494	\$2,688

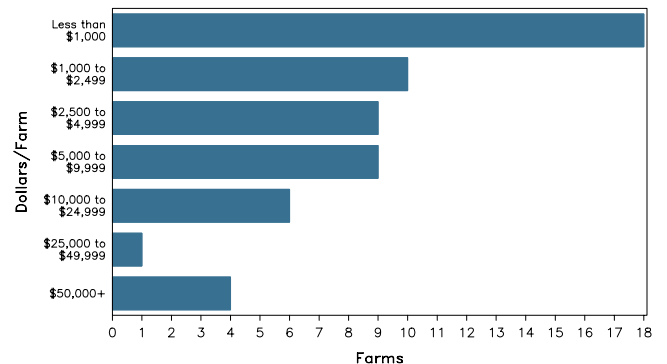
See footnotes on reverse page.

Farms with Women Principal Operators

Farms by Size



Farms by Economic Size



2007 CENSUS OF AGRICULTURE

Ogemaw County – Michigan Farms with Women Principal Operators

Selected Highlights

Item	Farms	Quantity
MARKET VALUE OF AGRICULTURAL PRODUCTS SOLD (\$1,000)		
Total value of agricultural products sold	57	1,429
Value of crops including nursery and greenhouse	19	1,117
Value of livestock, poultry, and their products	28	313
VALUE OF SALES BY COMMODITY GROUP (\$1,000)		
Grains, oilseeds, dry beans, and dry peas	2	(D)
Tobacco	-	-
Cotton and cottonseed	-	-
Vegetables, melons, potatoes and sweet potatoes	-	-
Fruits, tree nuts, and berries	2	(D)
Nursery, greenhouse, floriculture, and sod	4	(D)
Cut Christmas trees and short rotation woody crops	-	-
Other crops and hay	12	70
Poultry and eggs	8	3
Cattle and calves	12	(D)
Milk and other dairy products from cows	1	(D)
Hogs and pigs	7	4
Sheep, goats, and their products	4	5
Horses, ponies, mules, burros, and donkeys	7	36
Aquaculture	-	-
Other animals and other animal products	-	-
TOP CROP ITEMS (acres)		
Forage - land used for all hay and haylage, grass silage, and greenchop	24	1,353
Chestnuts	2	(D)
Oats for grain	2	(D)
Corn for grain	2	(D)
Corn for silage or greenchop	1	(D)
TOP LIVESTOCK INVENTORY ITEMS (number)		
Cattle and calves	14	423
Horses and ponies	20	133
Layers	10	120
Sheep and lambs	4	52
Pullets for laying flock replacement	3	51

Operator Characteristics

Item	Quantity
Primary occupation:	
Farming	26
Other	31
Days worked off farm:	
None	19
Any	38
Years on present farm:	
2 years or less	1
3 to 4 years	3
5 to 9 years	13
10 years or more	40
Age group:	
Under 45 years	7
45 to 64 years	40
65 years and over	10
Average age of principal operator (years)	55.1

Economic Characteristics

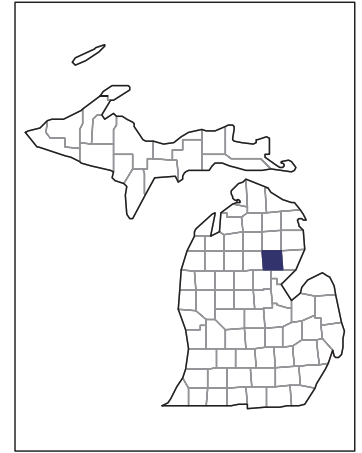
Item	Quantity
Farms by value of sales:	
Less than \$1,000	19
\$1,000 to \$2,499	9
\$2,500 to \$4,999	9
\$5,000 to \$9,999	9
\$10,000 to \$49,999	7
\$50,000 to \$99,999	-
\$100,000 to \$249,999	2
\$250,000 to \$499,999	2
\$500,000 or more	-
Total farm production expenses (\$1,000)	1,046
Average per farm (\$)	18,353
Net cash farm income of operation (\$1,000)	485
Average per farm (\$)	8,505
Value of agricultural products sold directly to individuals for human consumption (\$1,000)	6
Total organic product sales (\$1,000)	(D)
Total income from farm-related sources, gross before taxes and expenses (\$1,000)	96

See "Census of Agriculture, Volume 1, Geographic Area Series" for complete footnotes, explanations, definitions, and methodology.
(D) Cannot be disclosed. (Z) Less than half of the unit shown.

2007 CENSUS OF AGRICULTURE

Ogemaw County – Michigan

Farms with Spanish, Hispanic, or Latino Operators Compared with All Farms



Data are not available at this geographic level for farms with Spanish, Hispanic, or Latino operators.



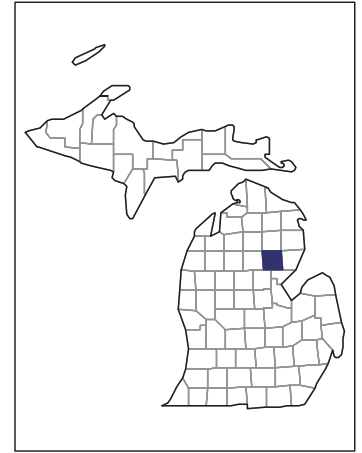
United States Department of Agriculture
National Agricultural Statistics Service

www.agcensus.usda.gov

2007 CENSUS OF AGRICULTURE

Ogemaw County – Michigan

Farms with American Indian or Alaska Native Operators Compared with All Farms



Data are not available at this geographic level for farms with American Indian or Alaska Native operators.



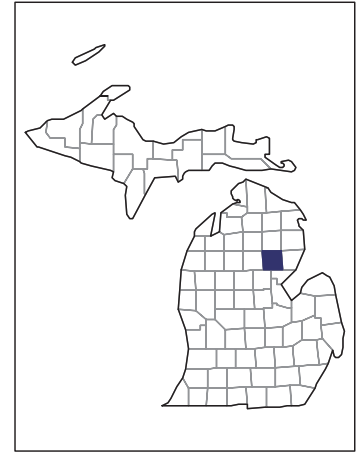
United States Department of Agriculture
National Agricultural Statistics Service

www.agcensus.usda.gov

2007 CENSUS OF AGRICULTURE

Ogemaw County – Michigan

Farms with Asian Operators
Compared with All Farms



Data are not available at this geographic level for farms with Asian operators.



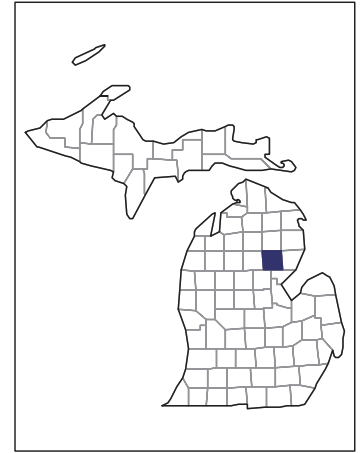
United States Department of Agriculture
National Agricultural Statistics Service

www.agcensus.usda.gov

2007 CENSUS OF AGRICULTURE

Ogemaw County – Michigan

Farms with Black or African American Operators Compared with All Farms



Data are not available at this geographic level for farms with Black or African American operators.



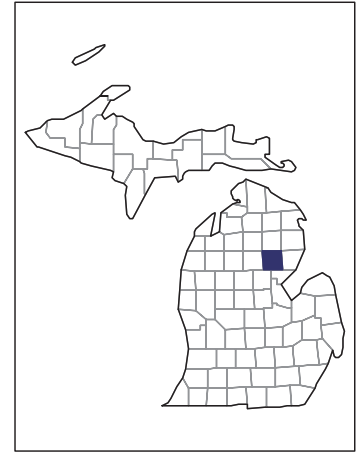
United States Department of Agriculture
National Agricultural Statistics Service

www.agcensus.usda.gov

2007 CENSUS OF AGRICULTURE

Ogemaw County – Michigan

Farms with Native Hawaiian or Other Pacific Islander Operators Compared with All Farms



Data are not available at this geographic level for farms with Native Hawaiian or Other Pacific Islander operators.



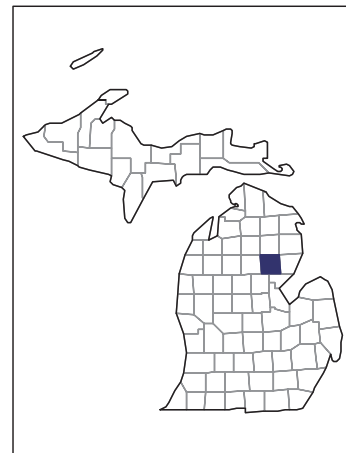
United States Department of Agriculture
National Agricultural Statistics Service

www.agcensus.usda.gov

2007 CENSUS OF AGRICULTURE

Ogemaw County – Michigan

Farms with White Operators
Compared with All Farms



Data are not available at this geographic level for farms with White operators.



United States Department of Agriculture
National Agricultural Statistics Service

www.agcensus.usda.gov

