

# 2007 CENSUS OF AGRICULTURE



## Otsego County – Michigan

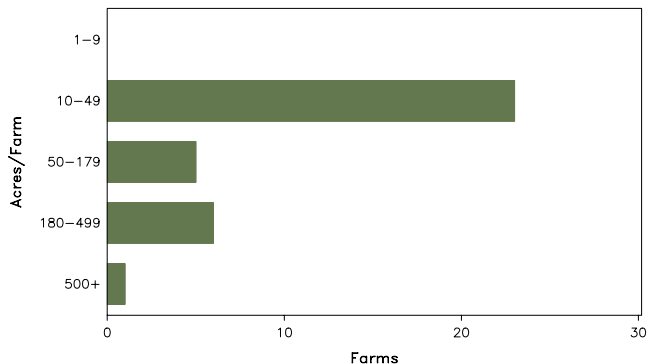
### Farms with Women Principal Operators Compared with All Farms

	Women Principal Operators	All Farms
<b>Number of Farms</b>	35	182
<b>Land in Farms</b>	4,886 acres	33,598 acres
<b>Average Size of Farm</b>	140 acres	185 acres
<b>Market Value of Products Sold</b>	\$260,000	\$4,332,000
Crop Sales	\$216,000	\$3,208,000
Livestock Sales	\$44,000	\$1,124,000
Average Per Farm	\$7,423	\$23,802
<b>Government Payments</b>	\$7,000	\$45,000
Average Per Farm Receiving Payments	\$1,126	\$822

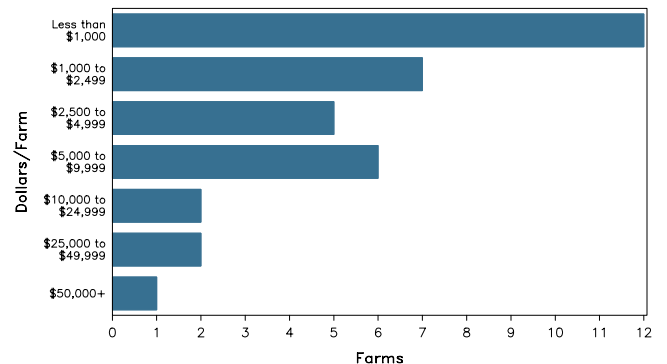
See footnotes on reverse page.

### Farms with Women Principal Operators

Farms by Size



Farms by Economic Size



# 2007 CENSUS OF AGRICULTURE

## Otsego County – Michigan Farms with Women Principal Operators

### Selected Highlights

Item	Farms	Quantity
<b>MARKET VALUE OF AGRICULTURAL PRODUCTS SOLD (\$1,000)</b>		
Total value of agricultural products sold	35	260
Value of crops including nursery and greenhouse	16	216
Value of livestock, poultry, and their products	15	44
<b>VALUE OF SALES BY COMMODITY GROUP (\$1,000)</b>		
Grains, oilseeds, dry beans, and dry peas	5	(D)
Tobacco	-	-
Cotton and cottonseed	-	-
Vegetables, melons, potatoes and sweet potatoes	4	(D)
Fruits, tree nuts, and berries	2	(D)
Nursery, greenhouse, floriculture, and sod	-	-
Cut Christmas trees and short rotation woody crops	-	-
Other crops and hay	11	160
Poultry and eggs	7	(D)
Cattle and calves	3	23
Milk and other dairy products from cows	-	-
Hogs and pigs	3	3
Sheep, goats, and their products	-	-
Horses, ponies, mules, burros, and donkeys	4	(D)
Aquaculture	-	-
Other animals and other animal products	1	(D)
<b>TOP CROP ITEMS (acres)</b>		
Forage - land used for all hay and haylage, grass silage, and greenchop	14	821
Corn for grain	3	223
Wheat for grain, all	3	64
Oats for grain	2	(D)
Barley for grain	2	(D)
<b>TOP LIVESTOCK INVENTORY ITEMS (number)</b>		
Layers	7	257
Horses and ponies	18	149
Broilers and other meat-type chickens	1	(D)
Deer	1	(D)
Cattle and calves	5	90

### Operator Characteristics

Item	Quantity
Primary occupation:	
Farming	19
Other	16
Days worked off farm:	
None	9
Any	26
Years on present farm:	
2 years or less	2
3 to 4 years	3
5 to 9 years	8
10 years or more	22
Age group:	
Under 45 years	7
45 to 64 years	23
65 years and over	5
Average age of principal operator (years)	54.3

### Economic Characteristics

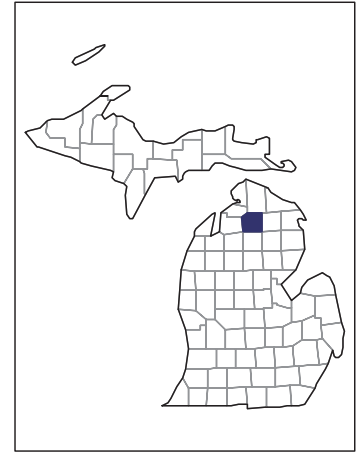
Item	Quantity
Farms by value of sales:	
Less than \$1,000	12
\$1,000 to \$2,499	9
\$2,500 to \$4,999	3
\$5,000 to \$9,999	7
\$10,000 to \$49,999	3
\$50,000 to \$99,999	-
\$100,000 to \$249,999	1
\$250,000 to \$499,999	-
\$500,000 or more	-
Total farm production expenses (\$1,000)	520
Average per farm (\$)	14,864
Net cash farm income of operation (\$1,000)	-237
Average per farm (\$)	-6,769
Value of agricultural products sold directly to individuals for human consumption (\$1,000)	3
Total organic product sales (\$1,000)	(D)
Total income from farm-related sources, gross before taxes and expenses (\$1,000)	17

See "Census of Agriculture, Volume 1, Geographic Area Series" for complete footnotes, explanations, definitions, and methodology.  
(D) Cannot be disclosed. (Z) Less than half of the unit shown.

# 2007 CENSUS OF AGRICULTURE

## Otsego County – Michigan

### Farms with Spanish, Hispanic, or Latino Operators Compared with All Farms



Data are not available at this geographic level for farms with Spanish, Hispanic, or Latino operators.



United States Department of Agriculture  
National Agricultural Statistics Service

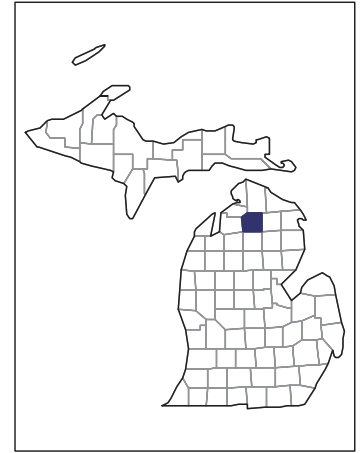
[www.agcensus.usda.gov](http://www.agcensus.usda.gov)



# 2007 CENSUS OF AGRICULTURE

## Otsego County – Michigan

### Farms with American Indian or Alaska Native Operators Compared with All Farms



Data are not available at this geographic level for farms with American Indian or Alaska Native operators.



United States Department of Agriculture  
National Agricultural Statistics Service

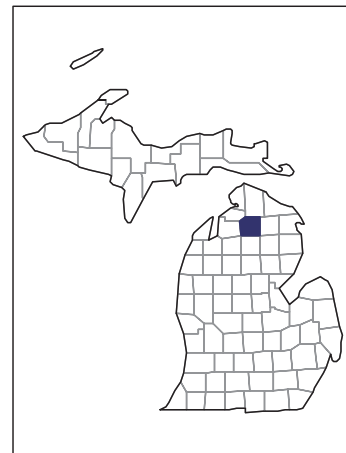
[www.agcensus.usda.gov](http://www.agcensus.usda.gov)



# 2007 CENSUS OF AGRICULTURE

**Otsego County – Michigan**

**Farms with Asian Operators  
Compared with All Farms**



**Data are not available at this geographic level for farms with Asian operators.**



United States Department of Agriculture  
National Agricultural Statistics Service

[www.agcensus.usda.gov](http://www.agcensus.usda.gov)

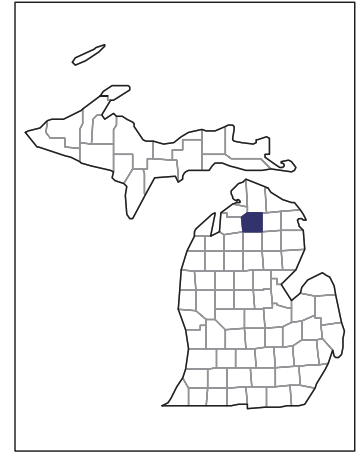




# 2007 CENSUS OF AGRICULTURE

## Otsego County – Michigan

### Farms with Black or African American Operators Compared with All Farms



Data are not available at this geographic level for farms with Black or African American operators.



United States Department of Agriculture  
National Agricultural Statistics Service

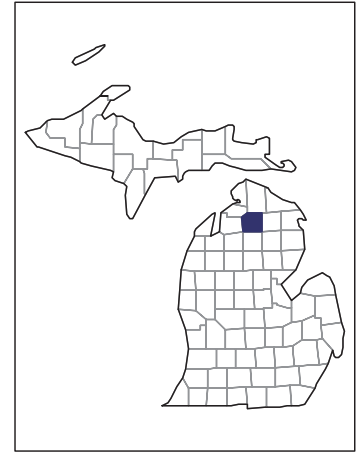
[www.agcensus.usda.gov](http://www.agcensus.usda.gov)



# 2007 CENSUS OF AGRICULTURE

## Otsego County – Michigan

### Farms with Native Hawaiian or Other Pacific Islander Operators Compared with All Farms



Data are not available at this geographic level for farms with Native Hawaiian or Other Pacific Islander operators.



United States Department of Agriculture  
National Agricultural Statistics Service

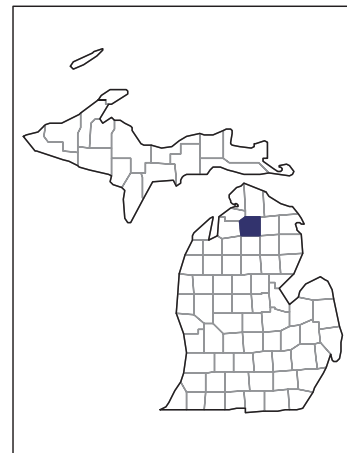
[www.agcensus.usda.gov](http://www.agcensus.usda.gov)



# 2007 CENSUS OF AGRICULTURE

**Otsego County – Michigan**

**Farms with White Operators  
Compared with All Farms**



**Data are not available at this geographic level for farms with White operators.**



United States Department of Agriculture  
National Agricultural Statistics Service

[www.agcensus.usda.gov](http://www.agcensus.usda.gov)

