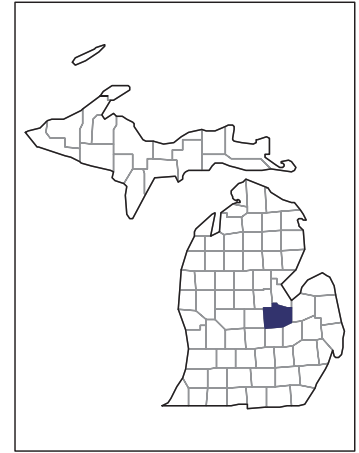


2007 CENSUS OF AGRICULTURE



Saginaw County – Michigan

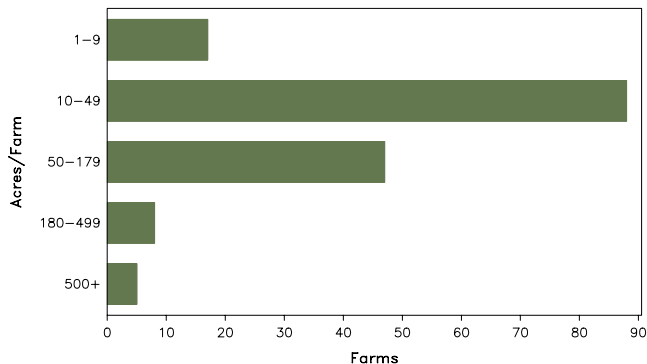
Farms with Women Principal Operators Compared with All Farms

	Women Principal Operators	All Farms
Number of Farms	165	1,533
Land in Farms	13,903 acres	324,407 acres
Average Size of Farm	84 acres	212 acres
Market Value of Products Sold	\$4,269,000	\$142,506,000
Crop Sales	\$3,333,000	\$126,516,000
Livestock Sales	\$936,000	\$15,990,000
Average Per Farm	\$25,873	\$92,959
Government Payments	\$288,000	\$5,355,000
Average Per Farm Receiving Payments	\$3,028	\$4,931

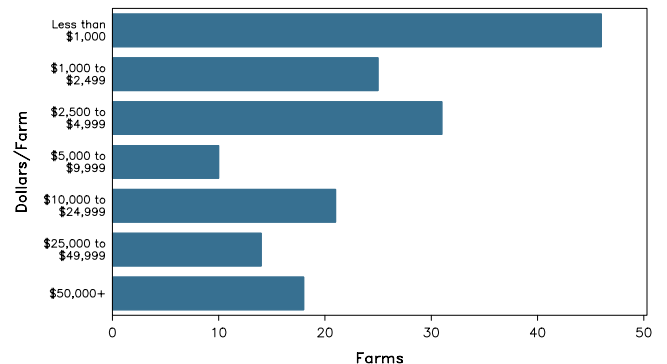
See footnotes on reverse page.

Farms with Women Principal Operators

Farms by Size



Farms by Economic Size



2007 CENSUS OF AGRICULTURE

Saginaw County – Michigan Farms with Women Principal Operators

Selected Highlights

Item	Farms	Quantity
MARKET VALUE OF AGRICULTURAL PRODUCTS SOLD (\$1,000)		
Total value of agricultural products sold	165	4,269
Value of crops including nursery and greenhouse	62	3,333
Value of livestock, poultry, and their products	36	936
VALUE OF SALES BY COMMODITY GROUP (\$1,000)		
Grains, oilseeds, dry beans, and dry peas	44	2,810
Tobacco	-	-
Cotton and cottonseed	-	-
Vegetables, melons, potatoes and sweet potatoes	5	44
Fruits, tree nuts, and berries	4	(D)
Nursery, greenhouse, floriculture, and sod	5	97
Cut Christmas trees and short rotation woody crops	1	(D)
Other crops and hay	18	(D)
Poultry and eggs	9	(D)
Cattle and calves	11	562
Milk and other dairy products from cows	-	-
Hogs and pigs	3	(D)
Sheep, goats, and their products	6	(D)
Horses, ponies, mules, burros, and donkeys	12	(D)
Aquaculture	-	-
Other animals and other animal products	3	(D)
TOP CROP ITEMS (acres)		
Corn for grain	26	3,456
Soybeans for beans	30	3,372
Forage - land used for all hay and haylage, grass silage, and greenchop	21	446
Wheat for grain, all	5	372
Sugarbeets for sugar	1	(D)
TOP LIVESTOCK INVENTORY ITEMS (number)		
Hogs and pigs	3	(D)
Cattle and calves	15	471
Horses and ponies	51	419
Layers	13	242
Sheep and lambs	6	45

Operator Characteristics

Item	Quantity
Primary occupation:	
Farming	72
Other	93
Days worked off farm:	
None	88
Any	77
Years on present farm:	
2 years or less	11
3 to 4 years	12
5 to 9 years	24
10 years or more	118
Age group:	
Under 45 years	35
45 to 64 years	79
65 years and over	51
Average age of principal operator (years)	57.6

Economic Characteristics

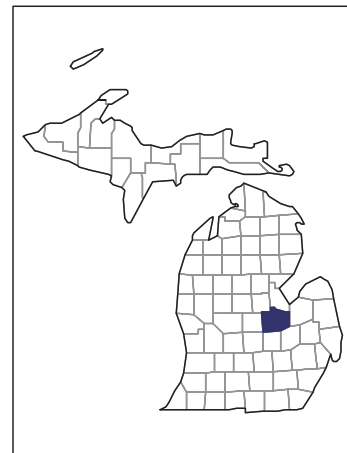
Item	Quantity
Farms by value of sales:	
Less than \$1,000	86
\$1,000 to \$2,499	9
\$2,500 to \$4,999	13
\$5,000 to \$9,999	7
\$10,000 to \$49,999	34
\$50,000 to \$99,999	10
\$100,000 to \$249,999	3
\$250,000 to \$499,999	1
\$500,000 or more	2
Total farm production expenses (\$1,000)	3,783
Average per farm (\$)	22,926
Net cash farm income of operation (\$1,000)	1,265
Average per farm (\$)	7,670
Value of agricultural products sold directly to individuals for human consumption (\$1,000)	37
Total organic product sales (\$1,000)	(D)
Total income from farm-related sources, gross before taxes and expenses (\$1,000)	491

See "Census of Agriculture, Volume 1, Geographic Area Series" for complete footnotes, explanations, definitions, and methodology.
(D) Cannot be disclosed. (Z) Less than half of the unit shown.

2007 CENSUS OF AGRICULTURE

Saginaw County – Michigan

Farms with Spanish, Hispanic, or Latino Operators Compared with All Farms



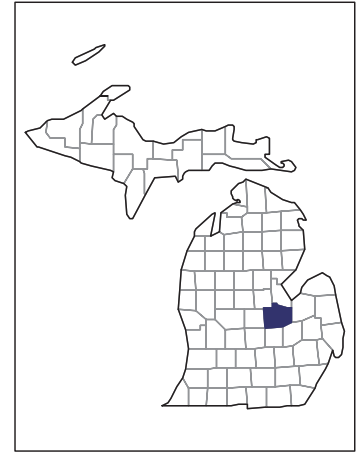
Data are not available at this geographic level for farms with Spanish, Hispanic, or Latino operators.



United States Department of Agriculture
National Agricultural Statistics Service

www.agcensus.usda.gov

2007 CENSUS OF AGRICULTURE



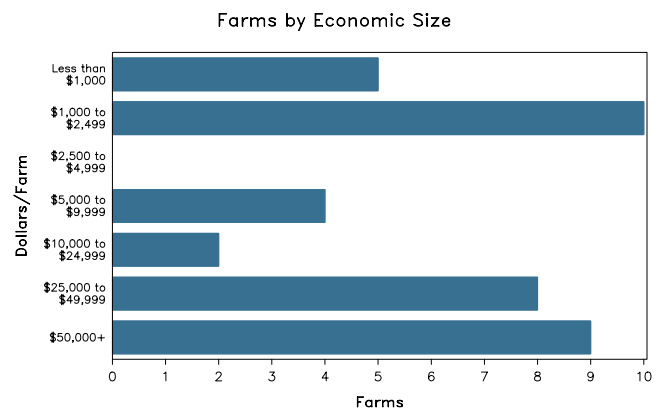
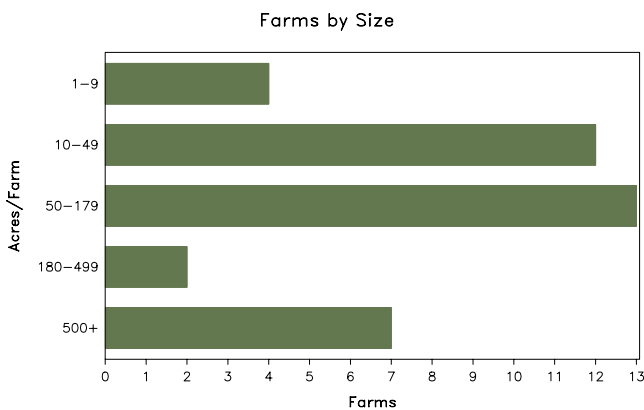
Saginaw County – Michigan

Farms with American Indian or Alaska Native Operators Compared with All Farms

	American Indian or Alaska Native Operators ²	All Farms
Number of Farm Operators ¹	51	2,216
Number of Farms	38	1,533
Land in Farms	10,754 acres	324,407 acres
Average Size of Farm	283 acres	212 acres
Market Value of Products Sold	\$3,954,000	\$142,506,000
Crop Sales	(D)	\$126,516,000
Livestock Sales	(D)	\$15,990,000
Average Per Farm	\$104,043	\$92,959
Government Payments	\$183,000	\$5,355,000
Average Per Farm Receiving Payments	\$6,089	\$4,931

See footnotes on reverse page.

Farms with American Indian or Alaska Native Operators



2007 CENSUS OF AGRICULTURE

Saginaw County – Michigan Farms with American Indian or Alaska Native Operators

Selected Highlights

Item	Farms	Quantity
MARKET VALUE OF AGRICULTURAL PRODUCTS SOLD (\$1,000)		
Total value of agricultural products sold	38	3,954
Value of crops including nursery and greenhouse	23	(D)
Value of livestock, poultry, and their products	8	(D)
VALUE OF SALES BY COMMODITY GROUP (\$1,000)		
Grains, oilseeds, dry beans, and dry peas	21	3,380
Tobacco	-	-
Cotton and cottonseed	-	-
Vegetables, melons, potatoes and sweet potatoes	1	(D)
Fruits, tree nuts, and berries	-	-
Nursery, greenhouse, floriculture, and sod	-	-
Cut Christmas trees and short rotation woody crops	-	-
Other crops and hay	8	(D)
Poultry and eggs	4	3
Cattle and calves	5	46
Milk and other dairy products from cows	1	(D)
Hogs and pigs	-	-
Sheep, goats, and their products	-	-
Horses, ponies, mules, burros, and donkeys	-	-
Aquaculture	-	-
Other animals and other animal products	-	-
TOP CROP ITEMS (acres)		
Corn for grain	17	3,421
Soybeans for beans	13	3,034
Wheat for grain, all	6	1,344
Sugarbeets for sugar	3	440
Dry edible beans, excluding limas	3	199
TOP LIVESTOCK INVENTORY ITEMS (number)		
Cattle and calves	3	(D)
Horses and ponies	6	32
Layers	2	(D)

Operator Characteristics

Item	Quantity
Primary occupation:	
Farming	32
Other	19
Days worked off farm:	
None	23
Any	28
Years on present farm:	
2 years or less	-
3 to 4 years	3
5 to 9 years	2
10 years or more	46
Age group:	
Under 45 years	8
45 to 64 years	33
65 years and over	10
Average age (years)	57.1

Economic Characteristics

Item	Quantity
Farms by value of sales:	
Less than \$1,000	13
\$1,000 to \$2,499	3
\$2,500 to \$4,999	1
\$5,000 to \$9,999	2
\$10,000 to \$49,999	10
\$50,000 to \$99,999	2
\$100,000 to \$249,999	2
\$250,000 to \$499,999	3
\$500,000 or more	2
Total farm production expenses (\$1,000)	2,457
Average per farm (\$)	64,650
Net cash farm income of operation (\$1,000)	1,697
Average per farm (\$)	44,669
Value of agricultural products sold directly to individuals for human consumption (\$1,000)	(D)
Total organic product sales (\$1,000)	(D)
Total income from farm-related sources, gross before taxes and expenses (\$1,000)	18

See "Census of Agriculture, Volume 1, Geographic Area Series" for complete footnotes, explanations, definitions, and methodology.

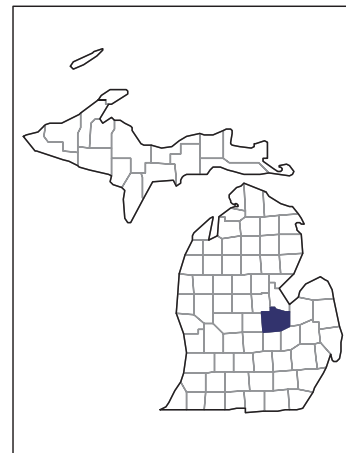
(D) Cannot be disclosed. (Z) Less than half of the unit shown.

¹ Data were collected for a maximum of three operators per farm. ² Operators reporting selected race alone or in combination with other races.

2007 CENSUS OF AGRICULTURE

Saginaw County – Michigan

**Farms with Asian Operators
Compared with All Farms**



Data are not available at this geographic level for farms with Asian operators.



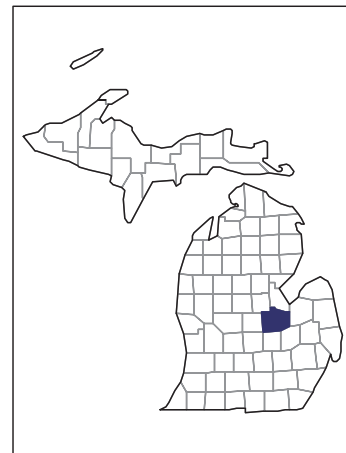
United States Department of Agriculture
National Agricultural Statistics Service

www.agcensus.usda.gov

2007 CENSUS OF AGRICULTURE

Saginaw County – Michigan

Farms with Black or African American Operators Compared with All Farms



Data are not available at this geographic level for farms with Black or African American operators.



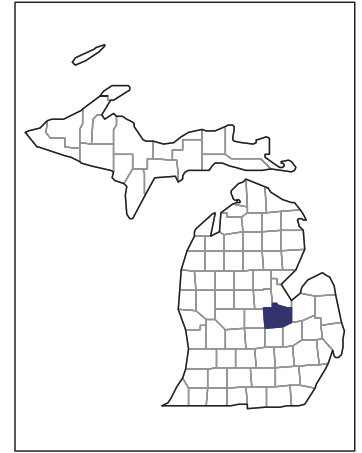
United States Department of Agriculture
National Agricultural Statistics Service

www.agcensus.usda.gov

2007 CENSUS OF AGRICULTURE

Saginaw County – Michigan

Farms with Native Hawaiian or Other Pacific Islander Operators Compared with All Farms



Data are not available at this geographic level for farms with Native Hawaiian or Other Pacific Islander operators.



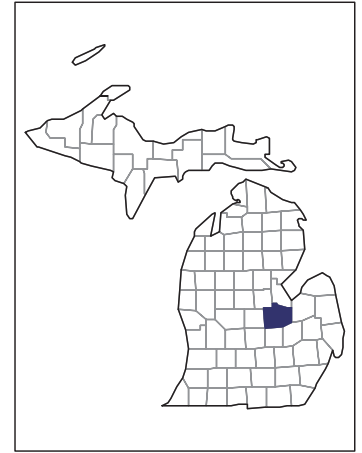
United States Department of Agriculture
National Agricultural Statistics Service

www.agcensus.usda.gov

2007 CENSUS OF AGRICULTURE

Saginaw County – Michigan

Farms with White Operators Compared with All Farms



Data are not available at this geographic level for farms with White operators.



United States Department of Agriculture
National Agricultural Statistics Service

www.agcensus.usda.gov

