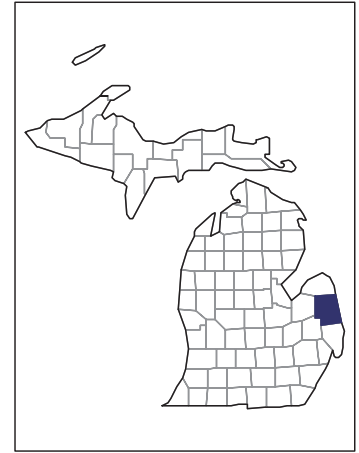


2007 CENSUS OF AGRICULTURE



Sanilac County – Michigan

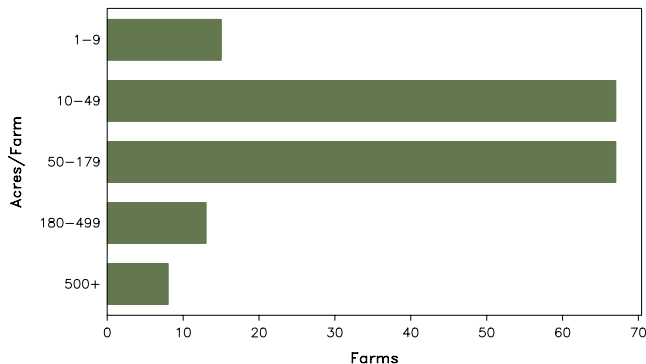
Farms with Women Principal Operators Compared with All Farms

	Women Principal Operators	All Farms
Number of Farms	170	1,535
Land in Farms	20,866 acres	417,083 acres
Average Size of Farm	123 acres	272 acres
Market Value of Products Sold	\$7,493,000	\$216,737,000
Crop Sales	\$2,852,000	\$118,218,000
Livestock Sales	\$4,641,000	\$98,519,000
Average Per Farm	\$44,077	\$141,197
Government Payments	\$379,000	\$5,412,000
Average Per Farm Receiving Payments	\$4,919	\$5,602

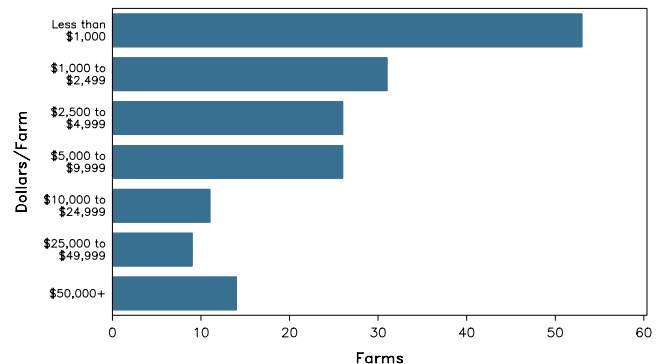
See footnotes on reverse page.

Farms with Women Principal Operators

Farms by Size



Farms by Economic Size



2007 CENSUS OF AGRICULTURE

Sanilac County – Michigan Farms with Women Principal Operators

Selected Highlights

Item	Farms	Quantity
MARKET VALUE OF AGRICULTURAL PRODUCTS SOLD (\$1,000)		
Total value of agricultural products sold	170	7,493
Value of crops including nursery and greenhouse	56	2,852
Value of livestock, poultry, and their products	61	4,641
VALUE OF SALES BY COMMODITY GROUP (\$1,000)		
Grains, oilseeds, dry beans, and dry peas	18	(D)
Tobacco	-	-
Cotton and cottonseed	-	-
Vegetables, melons, potatoes and sweet potatoes	2	(D)
Fruits, tree nuts, and berries	6	(D)
Nursery, greenhouse, floriculture, and sod	-	-
Cut Christmas trees and short rotation woody crops	3	(D)
Other crops and hay	35	908
Poultry and eggs	19	8
Cattle and calves	37	(D)
Milk and other dairy products from cows	5	4,016
Hogs and pigs	12	15
Sheep, goats, and their products	6	(D)
Horses, ponies, mules, burros, and donkeys	14	28
Aquaculture	-	-
Other animals and other animal products	9	15
TOP CROP ITEMS (acres)		
Forage - land used for all hay and haylage, grass silage, and greenchop	55	3,428
Soybeans for beans	11	2,046
Corn for grain	9	1,792
Wheat for grain, all	6	1,195
Corn for silage or greenchop	7	974
TOP LIVESTOCK INVENTORY ITEMS (number)		
Cattle and calves	44	2,816
Horses and ponies	47	305
Layers	21	297
Ducks	17	195
Broilers and other meat-type chickens	6	142

Operator Characteristics

Item	Quantity
Primary occupation:	
Farming	80
Other	90
Days worked off farm:	
None	97
Any	73
Years on present farm:	
2 years or less	11
3 to 4 years	11
5 to 9 years	38
10 years or more	110
Age group:	
Under 45 years	32
45 to 64 years	81
65 years and over	57
Average age of principal operator (years)	57.1

Economic Characteristics

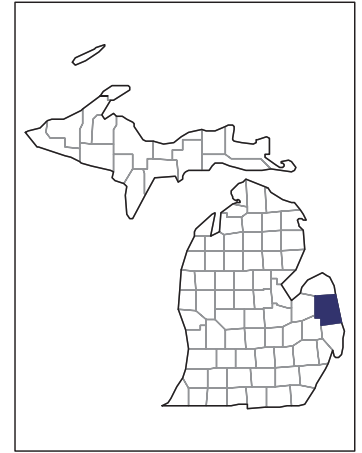
Item	Quantity
Farms by value of sales:	
Less than \$1,000	103
\$1,000 to \$2,499	12
\$2,500 to \$4,999	6
\$5,000 to \$9,999	20
\$10,000 to \$49,999	15
\$50,000 to \$99,999	7
\$100,000 to \$249,999	1
\$250,000 to \$499,999	-
\$500,000 or more	6
Total farm production expenses (\$1,000)	7,364
Average per farm (\$)	43,319
Net cash farm income of operation (\$1,000)	729
Average per farm (\$)	4,291
Value of agricultural products sold directly to individuals for human consumption (\$1,000)	55
Total organic product sales (\$1,000)	-
Total income from farm-related sources, gross before taxes and expenses (\$1,000)	222

See "Census of Agriculture, Volume 1, Geographic Area Series" for complete footnotes, explanations, definitions, and methodology.
(D) Cannot be disclosed. (Z) Less than half of the unit shown.

2007 CENSUS OF AGRICULTURE

Sanilac County – Michigan

Farms with Spanish, Hispanic, or Latino Operators Compared with All Farms



Data are not available at this geographic level for farms with Spanish, Hispanic, or Latino operators.



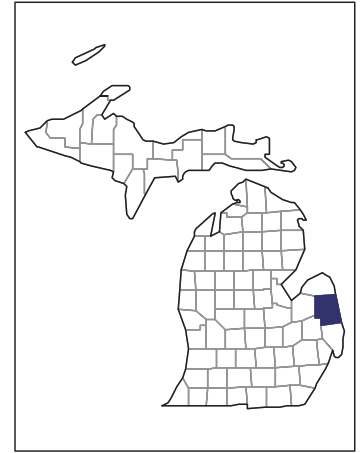
United States Department of Agriculture
National Agricultural Statistics Service

www.agcensus.usda.gov

2007 CENSUS OF AGRICULTURE

Sanilac County – Michigan

Farms with American Indian or Alaska Native Operators Compared with All Farms



Data are not available at this geographic level for farms with American Indian or Alaska Native operators.



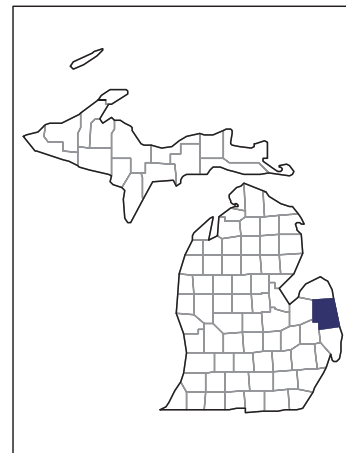
United States Department of Agriculture
National Agricultural Statistics Service

www.agcensus.usda.gov

2007 CENSUS OF AGRICULTURE

Sanilac County – Michigan

Farms with Asian Operators Compared with All Farms



Data are not available at this geographic level for farms with Asian operators.



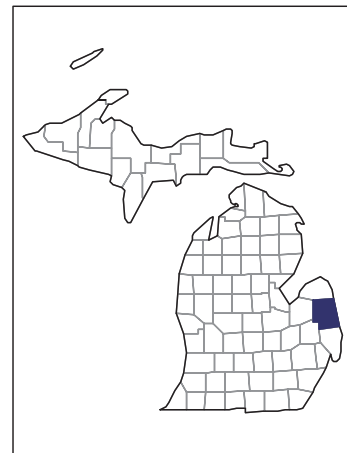
United States Department of Agriculture
National Agricultural Statistics Service

www.agcensus.usda.gov

2007 CENSUS OF AGRICULTURE

Sanilac County – Michigan

Farms with Black or African American Operators Compared with All Farms



Data are not available at this geographic level for farms with Black or African American operators.



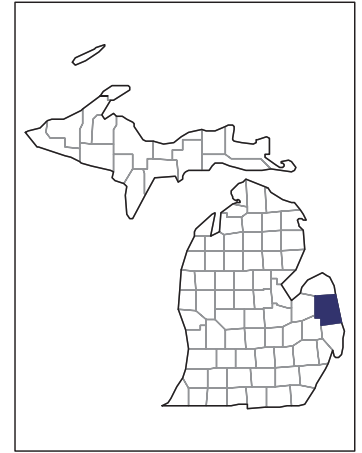
United States Department of Agriculture
National Agricultural Statistics Service

www.agcensus.usda.gov

2007 CENSUS OF AGRICULTURE

Sanilac County – Michigan

Farms with Native Hawaiian or Other Pacific Islander Operators Compared with All Farms



Data are not available at this geographic level for farms with Native Hawaiian or Other Pacific Islander operators.



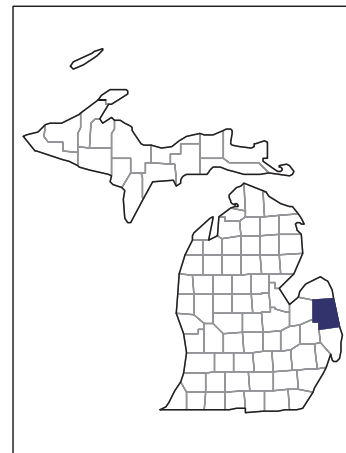
United States Department of Agriculture
National Agricultural Statistics Service

www.agcensus.usda.gov

2007 CENSUS OF AGRICULTURE

Sanilac County – Michigan

Farms with White Operators Compared with All Farms



Data are not available at this geographic level for farms with White operators.



United States Department of Agriculture
National Agricultural Statistics Service

www.agcensus.usda.gov

