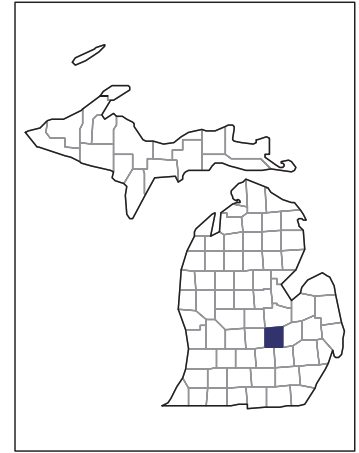


2007 CENSUS OF AGRICULTURE



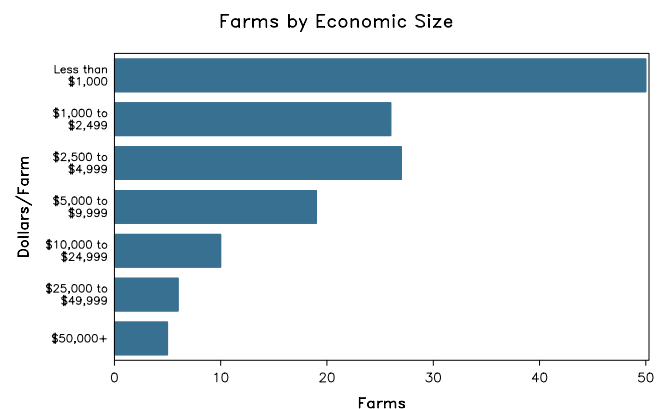
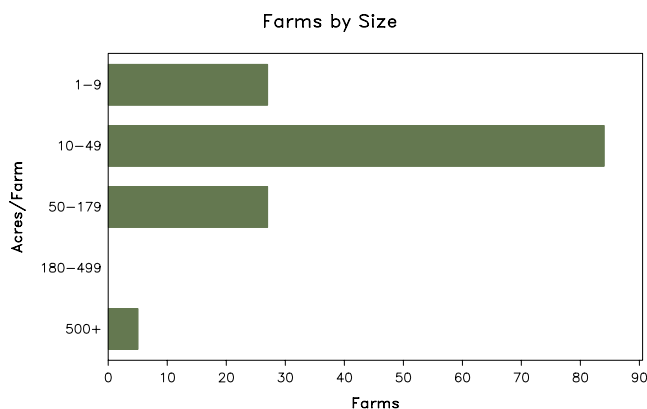
Shiawassee County – Michigan

Farms with Women Principal Operators Compared with All Farms

	Women Principal Operators	All Farms
Number of Farms	143	1,082
Land in Farms	9,192 acres	226,509 acres
Average Size of Farm	64 acres	209 acres
Market Value of Products Sold	\$2,575,000	\$87,847,000
Crop Sales	(D)	\$57,900,000
Livestock Sales	(D)	\$29,947,000
Average Per Farm	\$18,009	\$81,189
Government Payments	\$103,000	\$3,176,000
Average Per Farm Receiving Payments	\$2,510	\$5,090

See footnotes on reverse page.

Farms with Women Principal Operators



2007 CENSUS OF AGRICULTURE

Shiawassee County – Michigan Farms with Women Principal Operators

Selected Highlights

Item	Farms	Quantity
MARKET VALUE OF AGRICULTURAL PRODUCTS SOLD (\$1,000)		
Total value of agricultural products sold	143	2,575
Value of crops including nursery and greenhouse	45	(D)
Value of livestock, poultry, and their products	66	(D)
VALUE OF SALES BY COMMODITY GROUP (\$1,000)		
Grains, oilseeds, dry beans, and dry peas	20	786
Tobacco	-	-
Cotton and cottonseed	-	-
Vegetables, melons, potatoes and sweet potatoes	8	53
Fruits, tree nuts, and berries	5	(D)
Nursery, greenhouse, floriculture, and sod	3	(D)
Cut Christmas trees and short rotation woody crops	-	-
Other crops and hay	20	(D)
Poultry and eggs	15	(D)
Cattle and calves	18	94
Milk and other dairy products from cows	1	(D)
Hogs and pigs	7	4
Sheep, goats, and their products	14	31
Horses, ponies, mules, burros, and donkeys	19	113
Aquaculture	-	-
Other animals and other animal products	10	5
TOP CROP ITEMS (acres)		
Soybeans for beans	16	1,687
Forage - land used for all hay and haylage, grass silage, and greenchop	31	965
Wheat for grain, all	10	951
Corn for grain	10	931
Corn for silage or greenchop	1	(D)
TOP LIVESTOCK INVENTORY ITEMS (number)		
Broilers and other meat-type chickens	4	(D)
Horses and ponies	78	546
Cattle and calves	29	542
Layers	16	303
Goats, all	18	273

Operator Characteristics

Item	Quantity
Primary occupation:	
Farming	52
Other	91
Days worked off farm:	
None	46
Any	97
Years on present farm:	
2 years or less	4
3 to 4 years	10
5 to 9 years	26
10 years or more	103
Age group:	
Under 45 years	28
45 to 64 years	84
65 years and over	31
Average age of principal operator (years)	55.0

Economic Characteristics

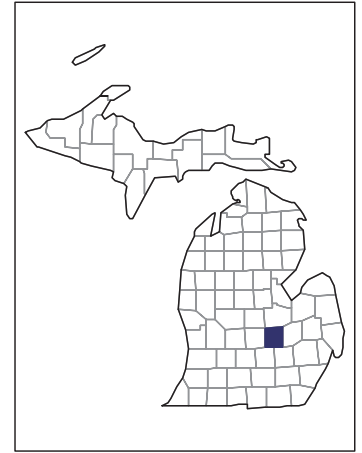
Item	Quantity
Farms by value of sales:	
Less than \$1,000	61
\$1,000 to \$2,499	21
\$2,500 to \$4,999	21
\$5,000 to \$9,999	19
\$10,000 to \$49,999	16
\$50,000 to \$99,999	-
\$100,000 to \$249,999	3
\$250,000 to \$499,999	1
\$500,000 or more	1
Total farm production expenses (\$1,000)	3,355
Average per farm (\$)	23,459
Net cash farm income of operation (\$1,000)	-501
Average per farm (\$)	-3,505
Value of agricultural products sold directly to individuals for human consumption (\$1,000)	48
Total organic product sales (\$1,000)	(D)
Total income from farm-related sources, gross before taxes and expenses (\$1,000)	175

See "Census of Agriculture, Volume 1, Geographic Area Series" for complete footnotes, explanations, definitions, and methodology.
(D) Cannot be disclosed. (Z) Less than half of the unit shown.

2007 CENSUS OF AGRICULTURE

Shiawassee County – Michigan

Farms with Spanish, Hispanic, or Latino Operators Compared with All Farms



Data are not available at this geographic level for farms with Spanish, Hispanic, or Latino operators.



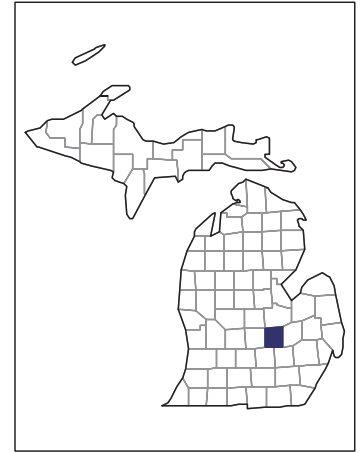
United States Department of Agriculture
National Agricultural Statistics Service

www.agcensus.usda.gov

2007 CENSUS OF AGRICULTURE

Shiawassee County – Michigan

Farms with American Indian or Alaska Native Operators Compared with All Farms



Data are not available at this geographic level for farms with American Indian or Alaska Native operators.



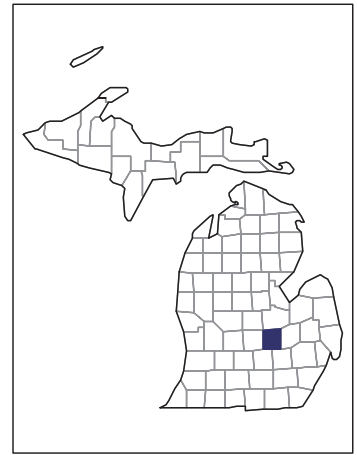
United States Department of Agriculture
National Agricultural Statistics Service

www.agcensus.usda.gov

2007 CENSUS OF AGRICULTURE

Shiawassee County – Michigan

Farms with Asian Operators Compared with All Farms



Data are not available at this geographic level for farms with Asian operators.



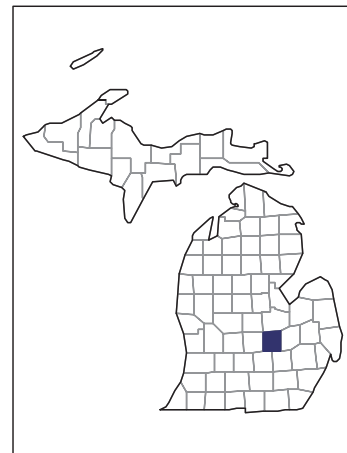
United States Department of Agriculture
National Agricultural Statistics Service

www.agcensus.usda.gov

2007 CENSUS OF AGRICULTURE

Shiawassee County – Michigan

Farms with Black or African American Operators Compared with All Farms



Data are not available at this geographic level for farms with Black or African American operators.



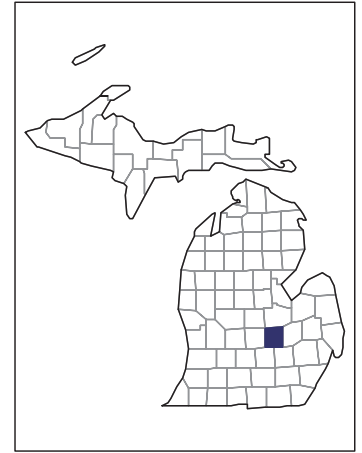
United States Department of Agriculture
National Agricultural Statistics Service

www.agcensus.usda.gov

2007 CENSUS OF AGRICULTURE

Shiawassee County – Michigan

Farms with Native Hawaiian or Other Pacific Islander Operators Compared with All Farms



Data are not available at this geographic level for farms with Native Hawaiian or Other Pacific Islander operators.



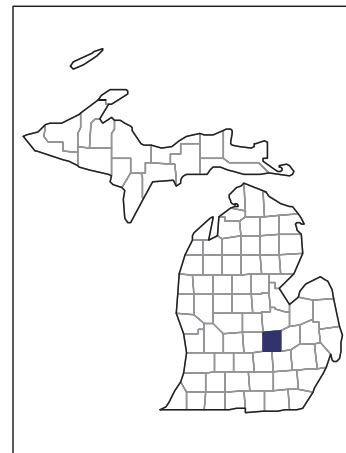
United States Department of Agriculture
National Agricultural Statistics Service

www.agcensus.usda.gov

2007 CENSUS OF AGRICULTURE

Shiawassee County – Michigan

Farms with White Operators Compared with All Farms



Data are not available at this geographic level for farms with White operators.



United States Department of Agriculture
National Agricultural Statistics Service

www.agcensus.usda.gov

