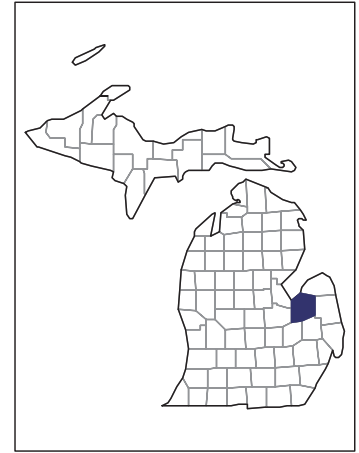


# 2007 CENSUS OF AGRICULTURE



## Tuscola County – Michigan

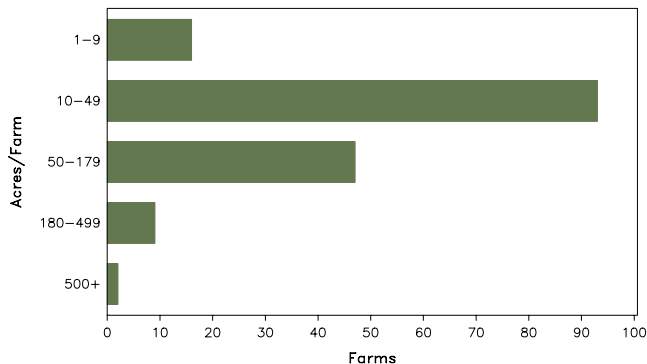
### Farms with Women Principal Operators Compared with All Farms

	Women Principal Operators	All Farms
<b>Number of Farms</b>	167	1,372
<b>Land in Farms</b>	10,700 acres	342,729 acres
<b>Average Size of Farm</b>	64 acres	250 acres
<b>Market Value of Products Sold</b>	\$1,783,000	\$150,024,000
Crop Sales	\$1,190,000	\$116,636,000
Livestock Sales	\$593,000	\$33,388,000
Average Per Farm	\$10,677	\$109,347
<b>Government Payments</b>	\$197,000	\$4,568,000
Average Per Farm Receiving Payments	\$3,031	\$5,654

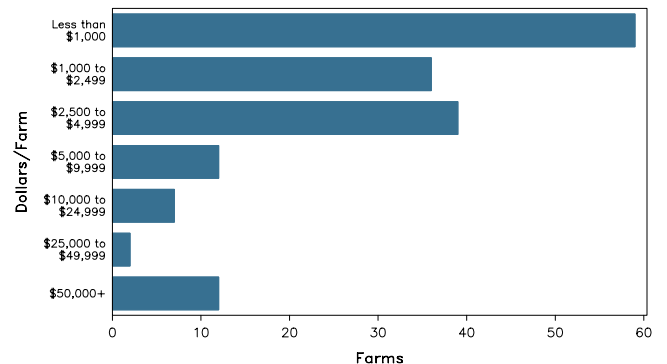
See footnotes on reverse page.

### Farms with Women Principal Operators

Farms by Size



Farms by Economic Size



# 2007 CENSUS OF AGRICULTURE

## Tuscola County – Michigan Farms with Women Principal Operators

### Selected Highlights

Item	Farms	Quantity
<b>MARKET VALUE OF AGRICULTURAL PRODUCTS SOLD (\$1,000)</b>		
Total value of agricultural products sold	167	1,783
Value of crops including nursery and greenhouse	44	1,190
Value of livestock, poultry, and their products	59	593
<b>VALUE OF SALES BY COMMODITY GROUP (\$1,000)</b>		
Grains, oilseeds, dry beans, and dry peas	23	(D)
Tobacco	-	-
Cotton and cottonseed	-	-
Vegetables, melons, potatoes and sweet potatoes	2	(D)
Fruits, tree nuts, and berries	1	(D)
Nursery, greenhouse, floriculture, and sod	6	(D)
Cut Christmas trees and short rotation woody crops	-	-
Other crops and hay	21	23
Poultry and eggs	9	(D)
Cattle and calves	11	(D)
Milk and other dairy products from cows	-	-
Hogs and pigs	9	401
Sheep, goats, and their products	13	18
Horses, ponies, mules, burros, and donkeys	19	62
Aquaculture	-	-
Other animals and other animal products	3	(D)
<b>TOP CROP ITEMS (acres)</b>		
Corn for grain	14	1,261
Soybeans for beans	14	1,150
Forage - land used for all hay and haylage, grass silage, and greenchop	39	605
Wheat for grain, all	8	489
Dry edible beans, excluding limas	5	228
<b>TOP LIVESTOCK INVENTORY ITEMS (number)</b>		
Hogs and pigs	7	4,006
Horses and ponies	80	828
Colonies of bees	3	(D)
Broilers and other meat-type chickens	4	(D)
Sheep and lambs	14	276

### Operator Characteristics

Item	Quantity
Primary occupation:	
Farming	71
Other	96
Days worked off farm:	
None	86
Any	81
Years on present farm:	
2 years or less	4
3 to 4 years	15
5 to 9 years	31
10 years or more	117
Age group:	
Under 45 years	33
45 to 64 years	83
65 years and over	51
Average age of principal operator (years)	56.9

### Economic Characteristics

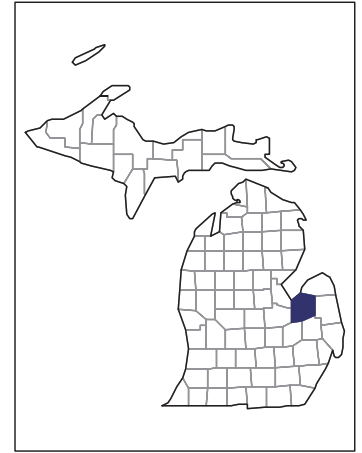
Item	Quantity
Farms by value of sales:	
Less than \$1,000	104
\$1,000 to \$2,499	12
\$2,500 to \$4,999	23
\$5,000 to \$9,999	8
\$10,000 to \$49,999	8
\$50,000 to \$99,999	5
\$100,000 to \$249,999	7
\$250,000 to \$499,999	-
\$500,000 or more	-
Total farm production expenses (\$1,000)	3,203
Average per farm (\$)	19,177
Net cash farm income of operation (\$1,000)	-925
Average per farm (\$)	-5,540
Value of agricultural products sold directly to individuals for human consumption (\$1,000)	143
Total organic product sales (\$1,000)	-
Total income from farm-related sources, gross before taxes and expenses (\$1,000)	297

See "Census of Agriculture, Volume 1, Geographic Area Series" for complete footnotes, explanations, definitions, and methodology.  
(D) Cannot be disclosed. (Z) Less than half of the unit shown.

# 2007 CENSUS OF AGRICULTURE

## Tuscola County – Michigan

### Farms with Spanish, Hispanic, or Latino Operators Compared with All Farms



Data are not available at this geographic level for farms with Spanish, Hispanic, or Latino operators.



United States Department of Agriculture  
National Agricultural Statistics Service

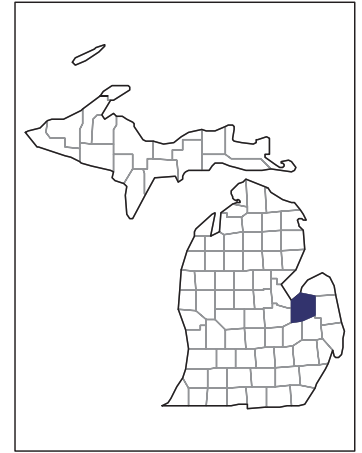
[www.agcensus.usda.gov](http://www.agcensus.usda.gov)



# 2007 CENSUS OF AGRICULTURE

## Tuscola County – Michigan

### Farms with American Indian or Alaska Native Operators Compared with All Farms



Data are not available at this geographic level for farms with American Indian or Alaska Native operators.



United States Department of Agriculture  
National Agricultural Statistics Service

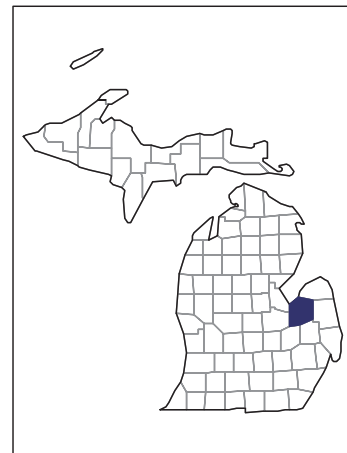
[www.agcensus.usda.gov](http://www.agcensus.usda.gov)



# 2007 CENSUS OF AGRICULTURE

**Tuscola County – Michigan**

**Farms with Asian Operators  
Compared with All Farms**



**Data are not available at this geographic level for farms with Asian operators.**



United States Department of Agriculture  
National Agricultural Statistics Service

[www.agcensus.usda.gov](http://www.agcensus.usda.gov)

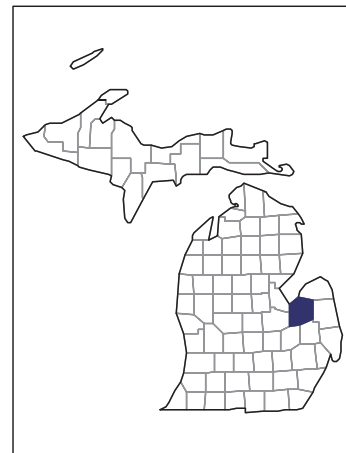




# 2007 CENSUS OF AGRICULTURE

## Tuscola County – Michigan

### Farms with Black or African American Operators Compared with All Farms



Data are not available at this geographic level for farms with Black or African American operators.



United States Department of Agriculture  
National Agricultural Statistics Service

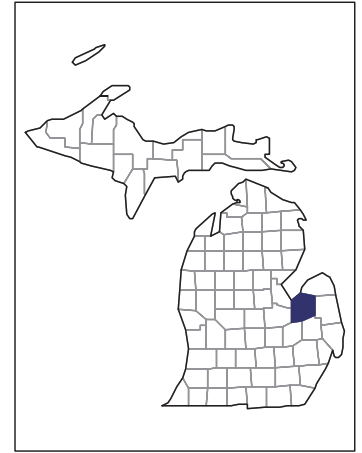
[www.agcensus.usda.gov](http://www.agcensus.usda.gov)



# 2007 CENSUS OF AGRICULTURE

## Tuscola County – Michigan

### Farms with Native Hawaiian or Other Pacific Islander Operators Compared with All Farms



Data are not available at this geographic level for farms with Native Hawaiian or Other Pacific Islander operators.



United States Department of Agriculture  
National Agricultural Statistics Service

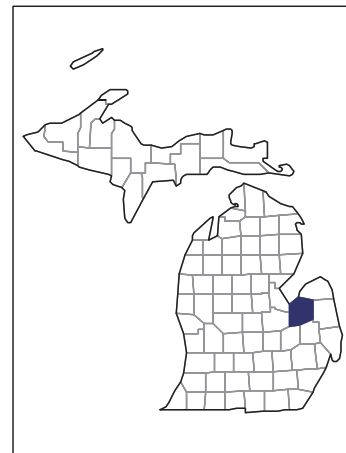
[www.agcensus.usda.gov](http://www.agcensus.usda.gov)



# 2007 CENSUS OF AGRICULTURE

**Tuscola County – Michigan**

**Farms with White Operators  
Compared with All Farms**



**Data are not available at this geographic level for farms with White operators.**



United States Department of Agriculture  
National Agricultural Statistics Service

[www.agcensus.usda.gov](http://www.agcensus.usda.gov)

