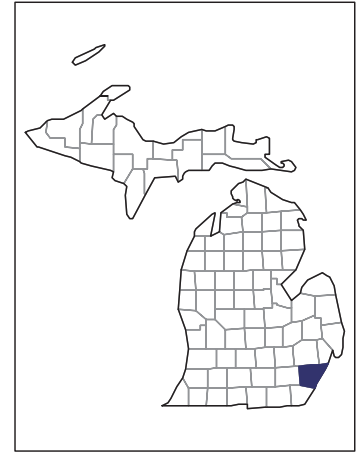


2007 CENSUS OF AGRICULTURE



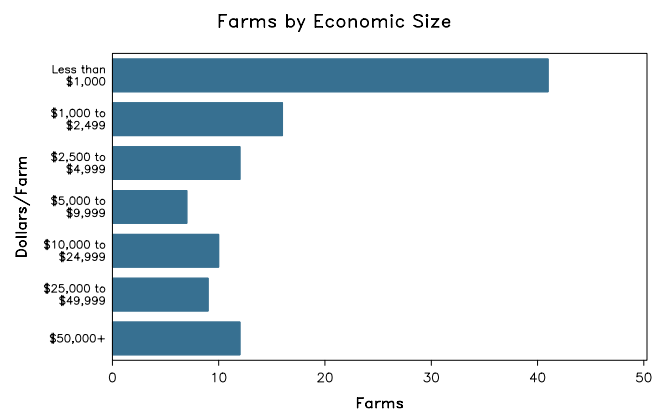
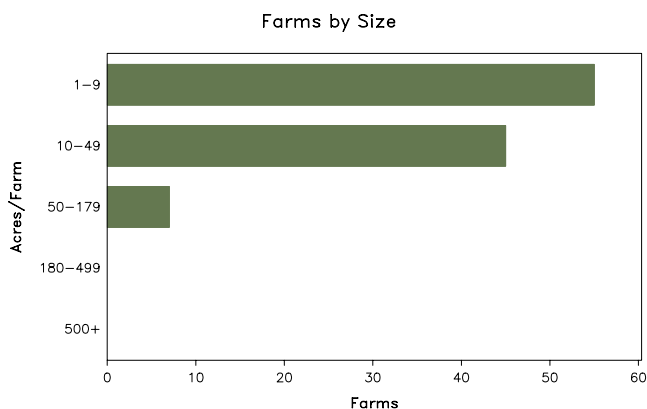
Wayne County – Michigan

Farms with Women Principal Operators Compared with All Farms

	Women Principal Operators	All Farms
Number of Farms	107	313
Land in Farms	1,990 acres	17,443 acres
Average Size of Farm	19 acres	56 acres
Market Value of Products Sold	\$6,655,000	\$28,757,000
Crop Sales	\$6,263,000	\$27,930,000
Livestock Sales	\$393,000	\$827,000
Average Per Farm	\$62,198	\$91,875
Government Payments	\$5,000	\$93,000
Average Per Farm Receiving Payments	\$911	\$2,739

See footnotes on reverse page.

Farms with Women Principal Operators



2007 CENSUS OF AGRICULTURE

Wayne County – Michigan Farms with Women Principal Operators

Selected Highlights

Item	Farms	Quantity
MARKET VALUE OF AGRICULTURAL PRODUCTS SOLD (\$1,000)		
Total value of agricultural products sold	107	6,655
Value of crops including nursery and greenhouse	43	6,263
Value of livestock, poultry, and their products	39	393
VALUE OF SALES BY COMMODITY GROUP (\$1,000)		
Grains, oilseeds, dry beans, and dry peas	5	51
Tobacco	-	-
Cotton and cottonseed	-	-
Vegetables, melons, potatoes and sweet potatoes	20	95
Fruits, tree nuts, and berries	6	6
Nursery, greenhouse, floriculture, and sod	19	6,104
Cut Christmas trees and short rotation woody crops	-	-
Other crops and hay	7	6
Poultry and eggs	17	(D)
Cattle and calves	2	(D)
Milk and other dairy products from cows	2	(D)
Hogs and pigs	6	4
Sheep, goats, and their products	10	11
Horses, ponies, mules, burros, and donkeys	10	104
Aquaculture	-	-
Other animals and other animal products	10	38
TOP CROP ITEMS (acres)		
Forage - land used for all hay and haylage, grass silage, and greenchop	14	185
Soybeans for beans	5	96
Corn for grain	2	(D)
Vegetables harvested for sale	20	35
Floriculture crops, total	7	11
TOP LIVESTOCK INVENTORY ITEMS (number)		
Horses and ponies	50	543
Rabbits and their pelts	9	525
Layers	11	414
Sheep and lambs	8	226
Geese	6	180

Operator Characteristics

Item	Quantity
Primary occupation:	
Farming	60
Other	47
Days worked off farm:	
None	39
Any	68
Years on present farm:	
2 years or less	12
3 to 4 years	8
5 to 9 years	15
10 years or more	72
Age group:	
Under 45 years	25
45 to 64 years	56
65 years and over	26
Average age of principal operator (years)	54.0

Economic Characteristics

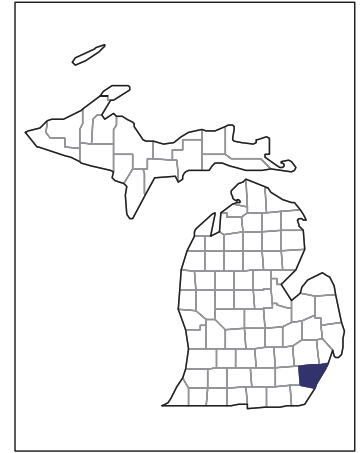
Item	Quantity
Farms by value of sales:	
Less than \$1,000	45
\$1,000 to \$2,499	12
\$2,500 to \$4,999	12
\$5,000 to \$9,999	7
\$10,000 to \$49,999	19
\$50,000 to \$99,999	8
\$100,000 to \$249,999	-
\$250,000 to \$499,999	-
\$500,000 or more	4
Total farm production expenses (\$1,000)	7,480
Average per farm (\$)	69,907
Net cash farm income of operation (\$1,000)	-416
Average per farm (\$)	-3,889
Value of agricultural products sold directly to individuals for human consumption (\$1,000)	52
Total organic product sales (\$1,000)	10
Total income from farm-related sources, gross before taxes and expenses (\$1,000)	(D)

See "Census of Agriculture, Volume 1, Geographic Area Series" for complete footnotes, explanations, definitions, and methodology.
(D) Cannot be disclosed. (Z) Less than half of the unit shown.

2007 CENSUS OF AGRICULTURE

Wayne County – Michigan

Farms with Spanish, Hispanic, or Latino Operators Compared with All Farms



Data are not available at this geographic level for farms with Spanish, Hispanic, or Latino operators.



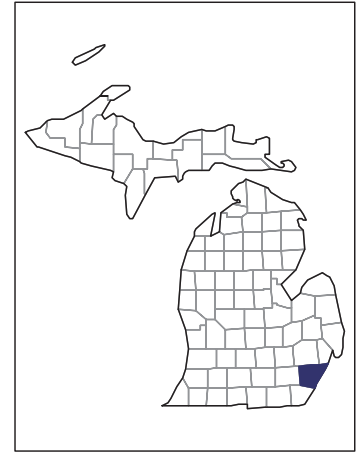
United States Department of Agriculture
National Agricultural Statistics Service

www.agcensus.usda.gov

2007 CENSUS OF AGRICULTURE

Wayne County – Michigan

Farms with American Indian or Alaska Native Operators Compared with All Farms



Data are not available at this geographic level for farms with American Indian or Alaska Native operators.



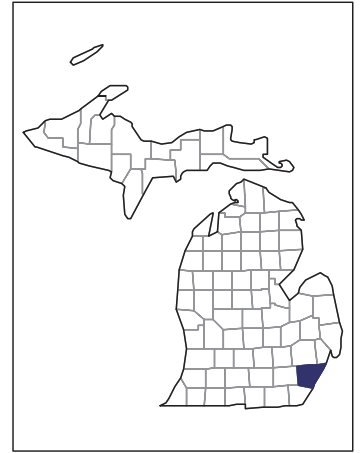
United States Department of Agriculture
National Agricultural Statistics Service

www.agcensus.usda.gov

2007 CENSUS OF AGRICULTURE

Wayne County – Michigan

**Farms with Asian Operators
Compared with All Farms**



Data are not available at this geographic level for farms with Asian operators.



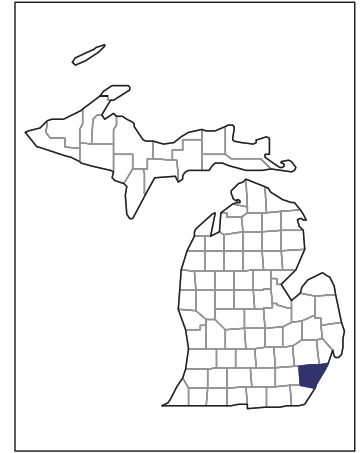
United States Department of Agriculture
National Agricultural Statistics Service

www.agcensus.usda.gov

2007 CENSUS OF AGRICULTURE

Wayne County – Michigan

Farms with Black or African American Operators Compared with All Farms



Data are not available at this geographic level for farms with Black or African American operators.



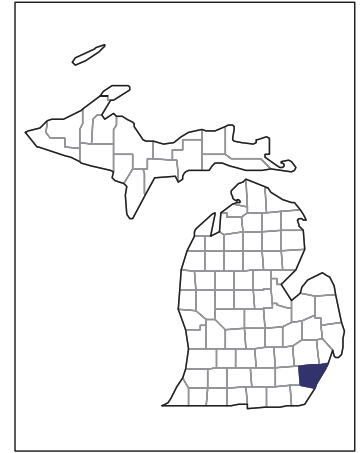
United States Department of Agriculture
National Agricultural Statistics Service

www.agcensus.usda.gov

2007 CENSUS OF AGRICULTURE

Wayne County – Michigan

Farms with Native Hawaiian or Other Pacific Islander Operators Compared with All Farms



Data are not available at this geographic level for farms with Native Hawaiian or Other Pacific Islander operators.



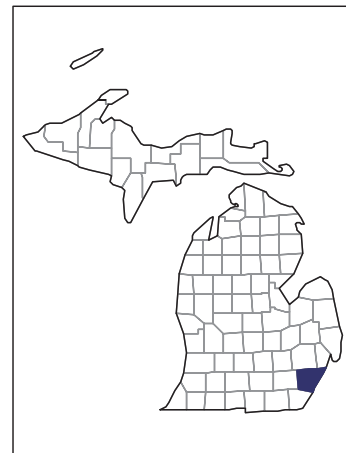
United States Department of Agriculture
National Agricultural Statistics Service

www.agcensus.usda.gov

2007 CENSUS OF AGRICULTURE

Wayne County – Michigan

Farms with White Operators Compared with All Farms



Data are not available at this geographic level for farms with White operators.



United States Department of Agriculture
National Agricultural Statistics Service

www.agcensus.usda.gov

