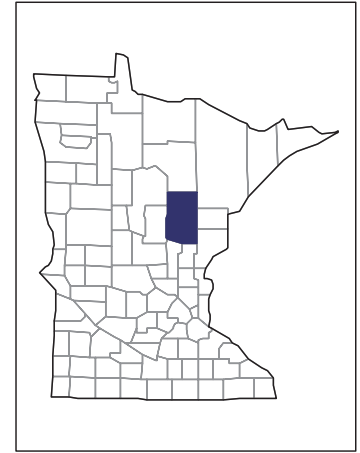


# 2007 CENSUS OF AGRICULTURE



## Aitkin County – Minnesota

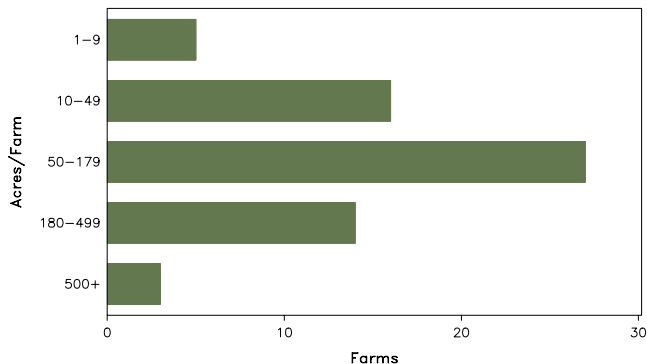
### Farms with Women Principal Operators Compared with All Farms

	Women Principal Operators	All Farms
<b>Number of Farms</b>	65	538
<b>Land in Farms</b>	12,693 acres	132,672 acres
<b>Average Size of Farm</b>	195 acres	247 acres
<b>Market Value of Products Sold</b>	\$356,000	\$13,534,000
Crop Sales	\$166,000	\$7,180,000
Livestock Sales	\$190,000	\$6,355,000
Average Per Farm	\$5,475	\$25,157
<b>Government Payments</b>	\$16,000	\$222,000
Average Per Farm Receiving Payments	\$1,012	\$1,807

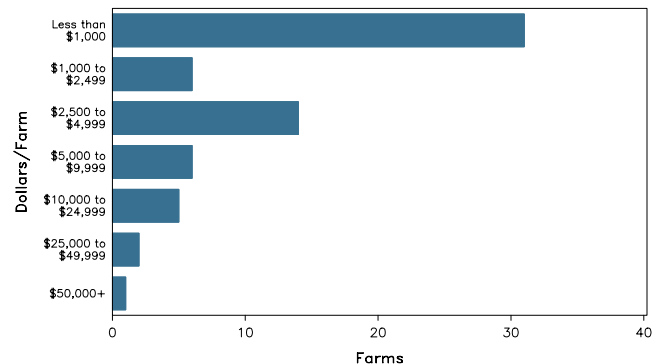
See footnotes on reverse page.

### Farms with Women Principal Operators

Farms by Size



Farms by Economic Size



# 2007 CENSUS OF AGRICULTURE

## Aitkin County – Minnesota Farms with Women Principal Operators

### Selected Highlights

Item	Farms	Quantity
<b>MARKET VALUE OF AGRICULTURAL PRODUCTS SOLD (\$1,000)</b>		
Total value of agricultural products sold	65	356
Value of crops including nursery and greenhouse	25	166
Value of livestock, poultry, and their products	30	190
<b>VALUE OF SALES BY COMMODITY GROUP (\$1,000)</b>		
Grains, oilseeds, dry beans, and dry peas	4	(D)
Tobacco	-	-
Cotton and cottonseed	-	-
Vegetables, melons, potatoes and sweet potatoes	4	(D)
Fruits, tree nuts, and berries	-	-
Nursery, greenhouse, floriculture, and sod	2	(D)
Cut Christmas trees and short rotation woody crops	-	-
Other crops and hay	21	44
Poultry and eggs	11	(D)
Cattle and calves	17	(D)
Milk and other dairy products from cows	-	-
Hogs and pigs	2	(D)
Sheep, goats, and their products	8	17
Horses, ponies, mules, burros, and donkeys	2	(D)
Aquaculture	-	-
Other animals and other animal products	2	(D)
<b>TOP CROP ITEMS (acres)</b>		
Forage - land used for all hay and haylage, grass silage, and greenchop	45	3,410
Wild rice	1	(D)
Dry edible peas	1	(D)
Corn for silage or greenchop	2	(D)
Corn for grain	1	(D)
<b>TOP LIVESTOCK INVENTORY ITEMS (number)</b>		
Cattle and calves	19	444
Layers	11	346
Horses and ponies	25	199
Goats, all	4	143
Broilers and other meat-type chickens	3	95

### Operator Characteristics

Item	Quantity
Primary occupation:	
Farming	21
Other	44
Days worked off farm:	
None	17
Any	48
Years on present farm:	
2 years or less	-
3 to 4 years	1
5 to 9 years	17
10 years or more	47
Age group:	
Under 45 years	19
45 to 64 years	26
65 years and over	20
Average age of principal operator (years)	55.5

### Economic Characteristics

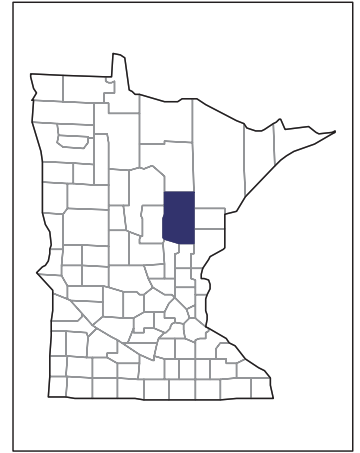
Item	Quantity
Farms by value of sales:	
Less than \$1,000	34
\$1,000 to \$2,499	7
\$2,500 to \$4,999	10
\$5,000 to \$9,999	6
\$10,000 to \$49,999	7
\$50,000 to \$99,999	1
\$100,000 to \$249,999	-
\$250,000 to \$499,999	-
\$500,000 or more	-
Total farm production expenses (\$1,000)	547
Average per farm (\$)	8,415
Net cash farm income of operation (\$1,000)	-157
Average per farm (\$)	-2,413
Value of agricultural products sold directly to individuals for human consumption (\$1,000)	9
Total organic product sales (\$1,000)	(D)
Total income from farm-related sources, gross before taxes and expenses (\$1,000)	18

See "Census of Agriculture, Volume 1, Geographic Area Series" for complete footnotes, explanations, definitions, and methodology.  
(D) Cannot be disclosed. (Z) Less than half of the unit shown.

# 2007 CENSUS OF AGRICULTURE

## Aitkin County – Minnesota

### Farms with Spanish, Hispanic, or Latino Operators Compared with All Farms



Data are not available at this geographic level for farms with Spanish, Hispanic, or Latino operators.



United States Department of Agriculture  
National Agricultural Statistics Service

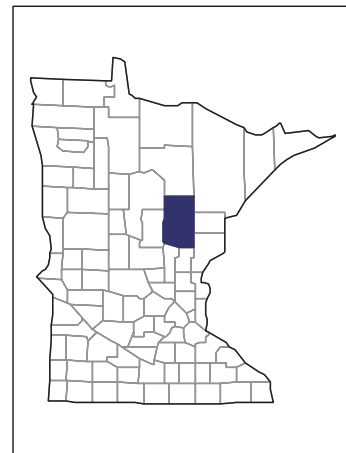
[www.agcensus.usda.gov](http://www.agcensus.usda.gov)



# 2007 CENSUS OF AGRICULTURE

## Aitkin County – Minnesota

### Farms with American Indian or Alaska Native Operators Compared with All Farms



Data are not available at this geographic level for farms with American Indian or Alaska Native operators.



United States Department of Agriculture  
National Agricultural Statistics Service

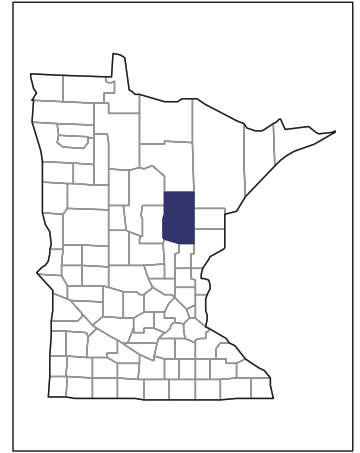
[www.agcensus.usda.gov](http://www.agcensus.usda.gov)



# 2007 CENSUS *OF* AGRICULTURE

**Aitkin County – Minnesota**

**Farms with Asian Operators  
Compared with All Farms**



**Data are not available at this geographic level for farms with Asian operators.**



United States Department of Agriculture  
National Agricultural Statistics Service

[www.agcensus.usda.gov](http://www.agcensus.usda.gov)

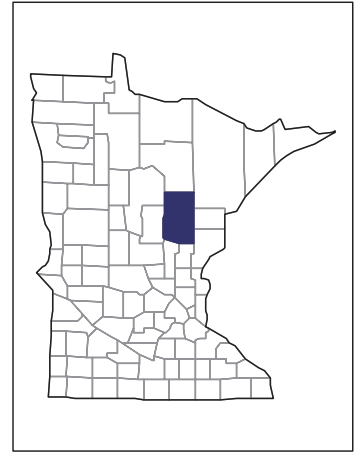




# 2007 CENSUS OF AGRICULTURE

## Aitkin County – Minnesota

### Farms with Black or African American Operators Compared with All Farms



Data are not available at this geographic level for farms with Black or African American operators.



United States Department of Agriculture  
National Agricultural Statistics Service

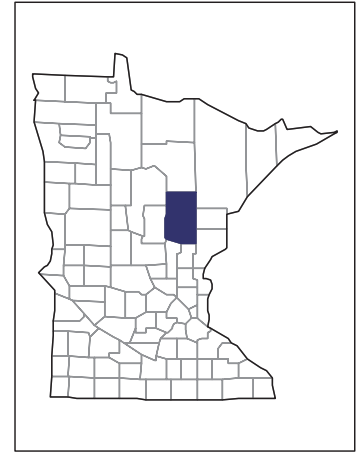
[www.agcensus.usda.gov](http://www.agcensus.usda.gov)



# 2007 CENSUS OF AGRICULTURE

## Aitkin County – Minnesota

### Farms with Native Hawaiian or Other Pacific Islander Operators Compared with All Farms



Data are not available at this geographic level for farms with Native Hawaiian or Other Pacific Islander operators.



United States Department of Agriculture  
National Agricultural Statistics Service

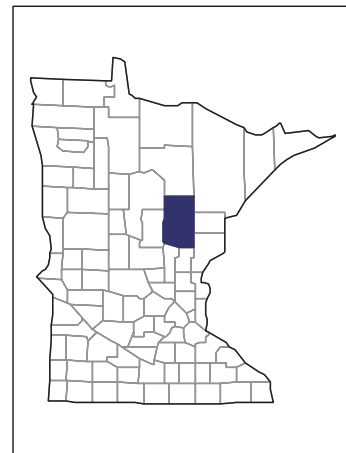
[www.agcensus.usda.gov](http://www.agcensus.usda.gov)



# 2007 CENSUS OF AGRICULTURE

**Aitkin County – Minnesota**

**Farms with White Operators  
Compared with All Farms**



**Data are not available at this geographic level for farms with White operators.**



United States Department of Agriculture  
National Agricultural Statistics Service

[www.agcensus.usda.gov](http://www.agcensus.usda.gov)

