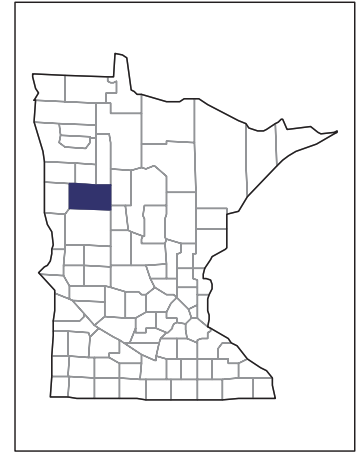


2007 CENSUS OF AGRICULTURE



Becker County – Minnesota

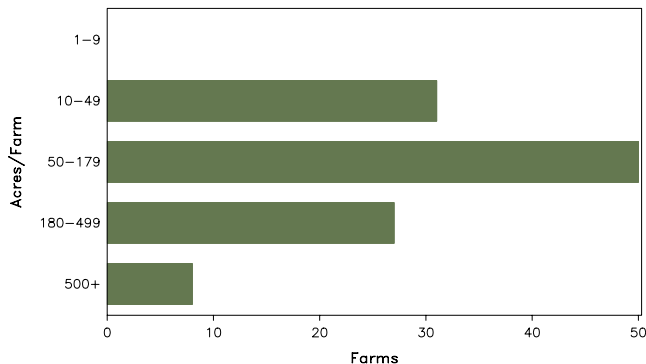
Farms with Women Principal Operators Compared with All Farms

	Women Principal Operators	All Farms
Number of Farms	116	1,202
Land in Farms	19,656 acres	395,858 acres
Average Size of Farm	169 acres	329 acres
Market Value of Products Sold	\$2,111,000	\$149,482,000
Crop Sales	(D)	\$74,734,000
Livestock Sales	(D)	\$74,747,000
Average Per Farm	\$18,195	\$124,361
Government Payments	\$248,000	\$4,330,000
Average Per Farm Receiving Payments	\$3,355	\$5,551

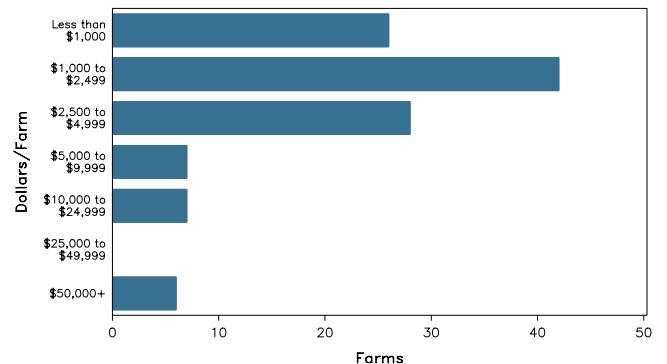
See footnotes on reverse page.

Farms with Women Principal Operators

Farms by Size



Farms by Economic Size



2007 CENSUS OF AGRICULTURE

Becker County – Minnesota Farms with Women Principal Operators

Selected Highlights

Item	Farms	Quantity
MARKET VALUE OF AGRICULTURAL PRODUCTS SOLD (\$1,000)		
Total value of agricultural products sold	116	2,111
Value of crops including nursery and greenhouse	31	(D)
Value of livestock, poultry, and their products	28	(D)
VALUE OF SALES BY COMMODITY GROUP (\$1,000)		
Grains, oilseeds, dry beans, and dry peas	9	(D)
Tobacco	-	-
Cotton and cottonseed	-	-
Vegetables, melons, potatoes and sweet potatoes	-	-
Fruits, tree nuts, and berries	-	-
Nursery, greenhouse, floriculture, and sod	-	-
Cut Christmas trees and short rotation woody crops	-	-
Other crops and hay	25	(D)
Poultry and eggs	7	(D)
Cattle and calves	13	63
Milk and other dairy products from cows	-	-
Hogs and pigs	1	(D)
Sheep, goats, and their products	6	4
Horses, ponies, mules, burros, and donkeys	8	6
Aquaculture	-	-
Other animals and other animal products	-	-
TOP CROP ITEMS (acres)		
Forage - land used for all hay and haylage, grass silage, and greenchop	33	1,515
Soybeans for beans	4	1,209
Wheat for grain, all	6	616
Corn for silage or greenchop	4	211
Corn for grain	3	94
TOP LIVESTOCK INVENTORY ITEMS (number)		
Cattle and calves	9	339
Horses and ponies	26	178
Layers	8	136
Goats, all	8	126
Broilers and other meat-type chickens	2	(D)

Operator Characteristics

Item	Quantity
Primary occupation:	
Farming	32
Other	84
Days worked off farm:	
None	52
Any	64
Years on present farm:	
2 years or less	2
3 to 4 years	12
5 to 9 years	23
10 years or more	79
Age group:	
Under 45 years	13
45 to 64 years	56
65 years and over	47
Average age of principal operator (years)	61.2

Economic Characteristics

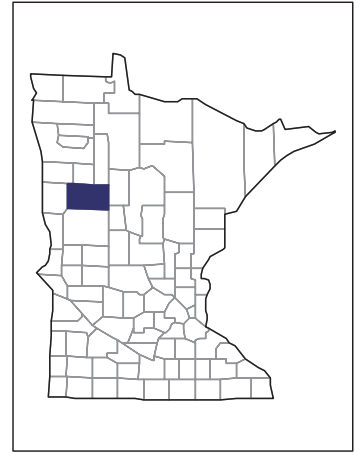
Item	Quantity
Farms by value of sales:	
Less than \$1,000	79
\$1,000 to \$2,499	17
\$2,500 to \$4,999	10
\$5,000 to \$9,999	3
\$10,000 to \$49,999	1
\$50,000 to \$99,999	3
\$100,000 to \$249,999	2
\$250,000 to \$499,999	-
\$500,000 or more	1
Total farm production expenses (\$1,000)	2,044
Average per farm (\$)	17,618
Net cash farm income of operation (\$1,000)	368
Average per farm (\$)	3,177
Value of agricultural products sold directly to individuals for human consumption (\$1,000)	(D)
Total organic product sales (\$1,000)	(D)
Total income from farm-related sources, gross before taxes and expenses (\$1,000)	53

See "Census of Agriculture, Volume 1, Geographic Area Series" for complete footnotes, explanations, definitions, and methodology.
(D) Cannot be disclosed. (Z) Less than half of the unit shown.

2007 CENSUS *OF* **AGRICULTURE**

Becker County – Minnesota

Farms with Spanish, Hispanic, or Latino Operators Compared with All Farms



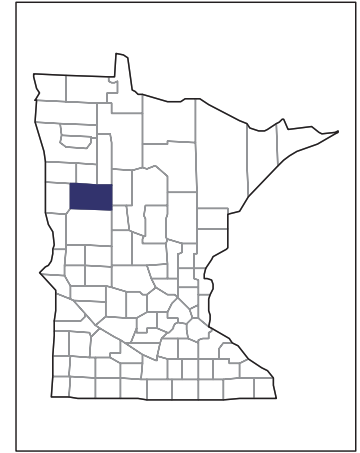
Data are not available at this geographic level for farms with Spanish, Hispanic, or Latino operators.



United States Department of Agriculture
National Agricultural Statistics Service

www.agcensus.usda.gov

2007 CENSUS OF AGRICULTURE



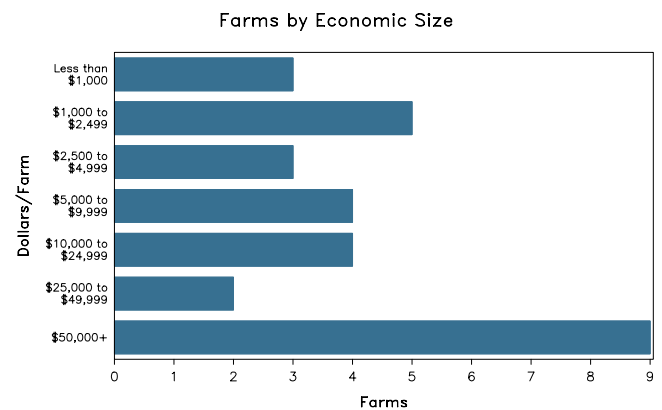
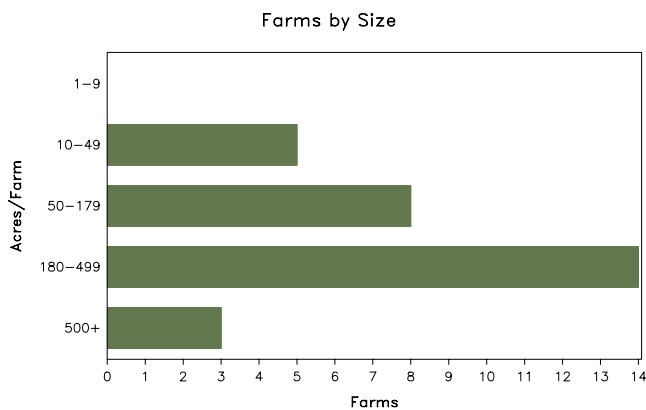
Becker County – Minnesota

Farms with American Indian or Alaska Native Operators Compared with All Farms

	American Indian or Alaska Native Operators ²	All Farms
Number of Farm Operators ¹	38	1,712
Number of Farms	30	1,202
Land in Farms	7,110 acres	395,858 acres
Average Size of Farm	237 acres	329 acres
Market Value of Products Sold	\$984,000	\$149,482,000
Crop Sales	\$237,000	\$74,734,000
Livestock Sales	\$746,000	\$74,747,000
Average Per Farm	\$32,799	\$124,361
Government Payments	\$84,000	\$4,330,000
Average Per Farm Receiving Payments	\$3,660	\$5,551

See footnotes on reverse page.

Farms with American Indian or Alaska Native Operators



2007 CENSUS OF AGRICULTURE

Becker County – Minnesota Farms with American Indian or Alaska Native Operators

Selected Highlights

Item	Farms	Quantity
MARKET VALUE OF AGRICULTURAL PRODUCTS SOLD (\$1,000)		
Total value of agricultural products sold	30	984
Value of crops including nursery and greenhouse	11	237
Value of livestock, poultry, and their products	16	746
VALUE OF SALES BY COMMODITY GROUP (\$1,000)		
Grains, oilseeds, dry beans, and dry peas	6	211
Tobacco	-	-
Cotton and cottonseed	-	-
Vegetables, melons, potatoes and sweet potatoes	-	-
Fruits, tree nuts, and berries	-	-
Nursery, greenhouse, floriculture, and sod	-	-
Cut Christmas trees and short rotation woody crops	-	-
Other crops and hay	6	27
Poultry and eggs	1	(D)
Cattle and calves	15	248
Milk and other dairy products from cows	6	487
Hogs and pigs	1	(D)
Sheep, goats, and their products	1	(D)
Horses, ponies, mules, burros, and donkeys	-	-
Aquaculture	-	-
Other animals and other animal products	-	-
TOP CROP ITEMS (acres)		
Forage - land used for all hay and haylage, grass silage, and greenchop	17	1,246
Wheat for grain, all	3	326
Soybeans for beans	4	287
Corn for silage or greenchop	7	221
Corn for grain	3	74
TOP LIVESTOCK INVENTORY ITEMS (number)		
Cattle and calves	18	1,106
Goats, all	1	(D)
Horses and ponies	7	60
Layers	1	(D)
Hogs and pigs	1	(D)

Operator Characteristics

Item	Quantity
Primary occupation:	
Farming	23
Other	15
Days worked off farm:	
None	15
Any	23
Years on present farm:	
2 years or less	2
3 to 4 years	6
5 to 9 years	2
10 years or more	28
Age group:	
Under 45 years	7
45 to 64 years	23
65 years and over	8
Average age (years)	53.9

Economic Characteristics

Item	Quantity
Farms by value of sales:	
Less than \$1,000	10
\$1,000 to \$2,499	-
\$2,500 to \$4,999	3
\$5,000 to \$9,999	3
\$10,000 to \$49,999	5
\$50,000 to \$99,999	6
\$100,000 to \$249,999	3
\$250,000 to \$499,999	-
\$500,000 or more	-
Total farm production expenses (\$1,000)	1,036
Average per farm (\$)	34,533
Net cash farm income of operation (\$1,000)	43
Average per farm (\$)	1,422
Value of agricultural products sold directly to individuals for human consumption (\$1,000)	-
Total organic product sales (\$1,000)	-
Total income from farm-related sources, gross before taxes and expenses (\$1,000)	10

See "Census of Agriculture, Volume 1, Geographic Area Series" for complete footnotes, explanations, definitions, and methodology.

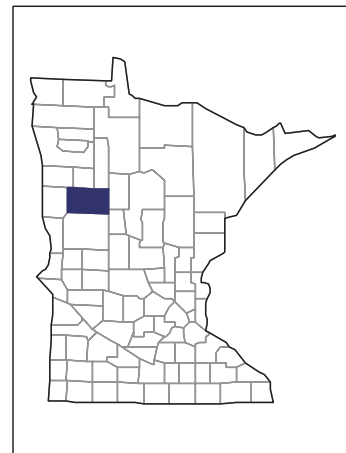
(D) Cannot be disclosed. (Z) Less than half of the unit shown.

¹ Data were collected for a maximum of three operators per farm. ² Operators reporting selected race alone or in combination with other races.

2007 CENSUS *OF* AGRICULTURE

Becker County – Minnesota

**Farms with Asian Operators
Compared with All Farms**



Data are not available at this geographic level for farms with Asian operators.



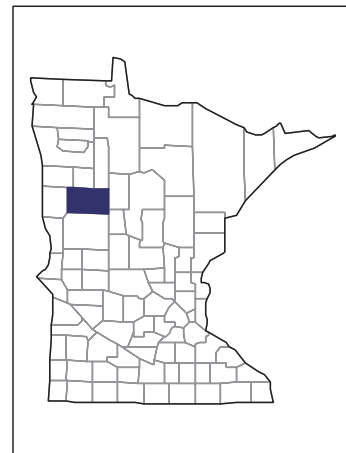
United States Department of Agriculture
National Agricultural Statistics Service

www.agcensus.usda.gov

2007 CENSUS OF AGRICULTURE

Becker County – Minnesota

Farms with Black or African American Operators Compared with All Farms



Data are not available at this geographic level for farms with Black or African American operators.



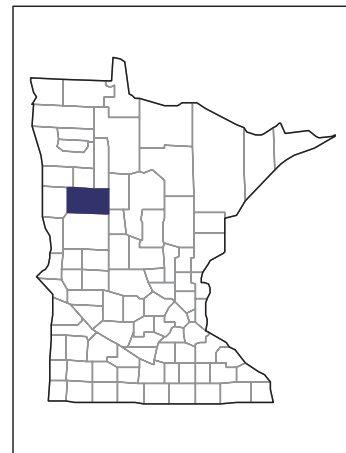
United States Department of Agriculture
National Agricultural Statistics Service

www.agcensus.usda.gov

2007 CENSUS OF AGRICULTURE

Becker County – Minnesota

Farms with Native Hawaiian or Other Pacific Islander Operators Compared with All Farms



Data are not available at this geographic level for farms with Native Hawaiian or Other Pacific Islander operators.



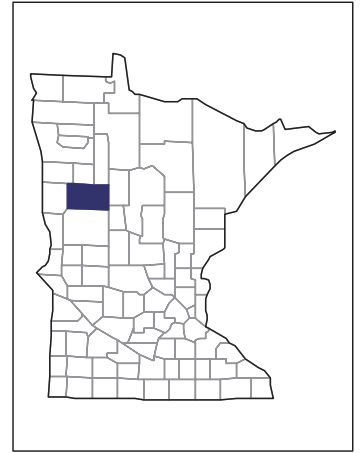
United States Department of Agriculture
National Agricultural Statistics Service

www.agcensus.usda.gov

2007 CENSUS OF AGRICULTURE

Becker County – Minnesota

**Farms with White Operators
Compared with All Farms**



Data are not available at this geographic level for farms with White operators.



United States Department of Agriculture
National Agricultural Statistics Service

www.agcensus.usda.gov

