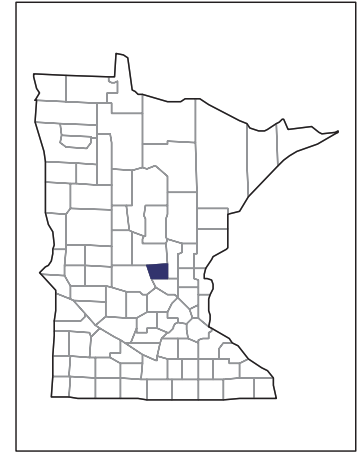


2007 CENSUS OF AGRICULTURE



Benton County – Minnesota

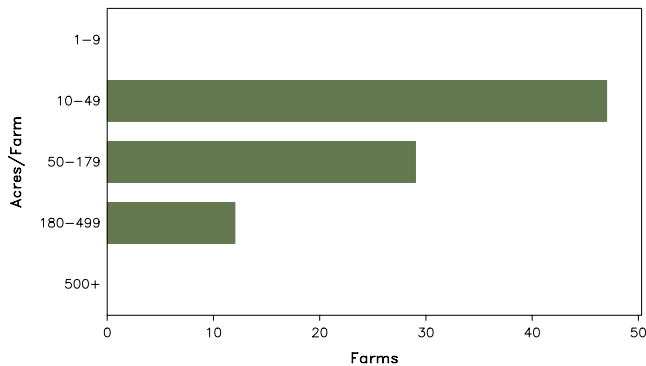
Farms with Women Principal Operators Compared with All Farms

	Women Principal Operators	All Farms
Number of Farms	88	919
Land in Farms	7,411 acres	185,994 acres
Average Size of Farm	84 acres	202 acres
Market Value of Products Sold	\$1,813,000	\$113,874,000
Crop Sales	\$187,000	\$21,716,000
Livestock Sales	\$1,626,000	\$92,158,000
Average Per Farm	\$20,603	\$123,911
Government Payments	\$72,000	\$2,390,000
Average Per Farm Receiving Payments	\$1,566	\$4,149

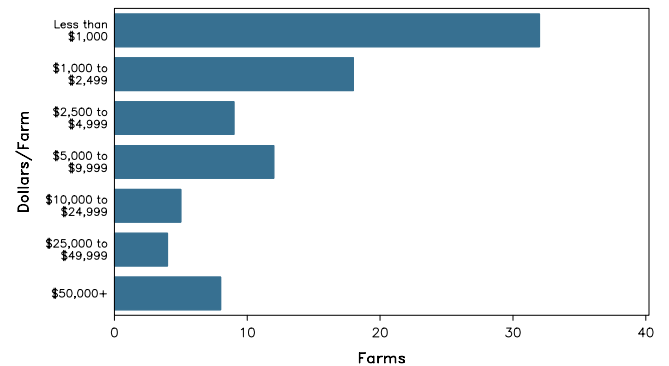
See footnotes on reverse page.

Farms with Women Principal Operators

Farms by Size



Farms by Economic Size



2007 CENSUS OF AGRICULTURE

Benton County – Minnesota Farms with Women Principal Operators

Selected Highlights

Item	Farms	Quantity
MARKET VALUE OF AGRICULTURAL PRODUCTS SOLD (\$1,000)		
Total value of agricultural products sold	88	1,813
Value of crops including nursery and greenhouse	24	187
Value of livestock, poultry, and their products	52	1,626
VALUE OF SALES BY COMMODITY GROUP (\$1,000)		
Grains, oilseeds, dry beans, and dry peas	13	121
Tobacco	-	-
Cotton and cottonseed	-	-
Vegetables, melons, potatoes and sweet potatoes	1	(D)
Fruits, tree nuts, and berries	2	(D)
Nursery, greenhouse, floriculture, and sod	-	-
Cut Christmas trees and short rotation woody crops	1	(D)
Other crops and hay	10	12
Poultry and eggs	14	(D)
Cattle and calves	22	(D)
Milk and other dairy products from cows	5	551
Hogs and pigs	7	(D)
Sheep, goats, and their products	1	(D)
Horses, ponies, mules, burros, and donkeys	19	62
Aquaculture	-	-
Other animals and other animal products	1	(D)
TOP CROP ITEMS (acres)		
Forage - land used for all hay and haylage, grass silage, and greenchop	35	1,071
Soybeans for beans	5	557
Corn for grain	11	511
Corn for silage or greenchop	8	449
Cut Christmas trees	1	(D)
TOP LIVESTOCK INVENTORY ITEMS (number)		
Broilers and other meat-type chickens	3	(D)
Cattle and calves	26	941
Horses and ponies	48	501
Layers	9	(D)
Hogs and pigs	2	(D)

Operator Characteristics

Item	Quantity
Primary occupation:	
Farming	28
Other	60
Days worked off farm:	
None	32
Any	56
Years on present farm:	
2 years or less	4
3 to 4 years	3
5 to 9 years	18
10 years or more	63
Age group:	
Under 45 years	28
45 to 64 years	43
65 years and over	17
Average age of principal operator (years)	52.0

Economic Characteristics

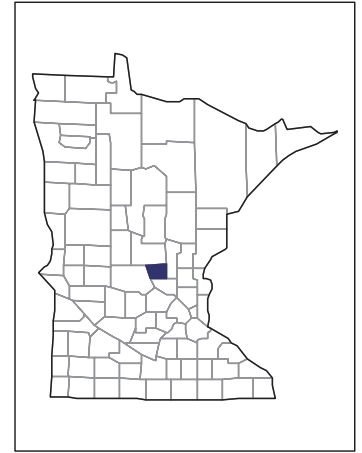
Item	Quantity
Farms by value of sales:	
Less than \$1,000	43
\$1,000 to \$2,499	11
\$2,500 to \$4,999	8
\$5,000 to \$9,999	11
\$10,000 to \$49,999	7
\$50,000 to \$99,999	3
\$100,000 to \$249,999	4
\$250,000 to \$499,999	-
\$500,000 or more	1
Total farm production expenses (\$1,000)	2,938
Average per farm (\$)	33,388
Net cash farm income of operation (\$1,000)	-509
Average per farm (\$)	-5,781
Value of agricultural products sold directly to individuals for human consumption (\$1,000)	41
Total organic product sales (\$1,000)	(D)
Total income from farm-related sources, gross before taxes and expenses (\$1,000)	544

See "Census of Agriculture, Volume 1, Geographic Area Series" for complete footnotes, explanations, definitions, and methodology.
(D) Cannot be disclosed. (Z) Less than half of the unit shown.

2007 CENSUS OF AGRICULTURE

Benton County – Minnesota

Farms with Spanish, Hispanic, or Latino Operators Compared with All Farms



Data are not available at this geographic level for farms with Spanish, Hispanic, or Latino operators.



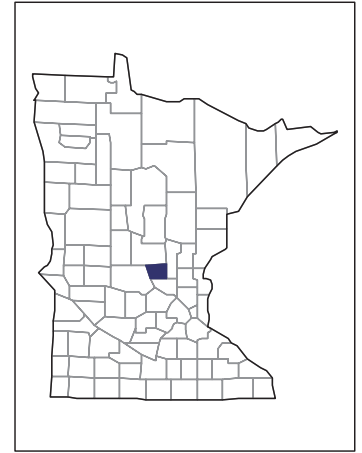
United States Department of Agriculture
National Agricultural Statistics Service

www.agcensus.usda.gov

2007 CENSUS OF AGRICULTURE

Benton County – Minnesota

Farms with American Indian or Alaska Native Operators Compared with All Farms



Data are not available at this geographic level for farms with American Indian or Alaska Native operators.



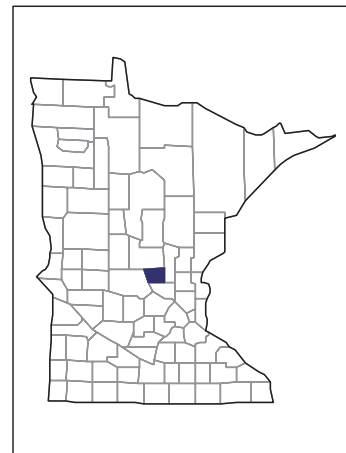
United States Department of Agriculture
National Agricultural Statistics Service

www.agcensus.usda.gov

2007 CENSUS *OF* **AGRICULTURE**

Benton County – Minnesota

**Farms with Asian Operators
Compared with All Farms**



Data are not available at this geographic level for farms with Asian operators.



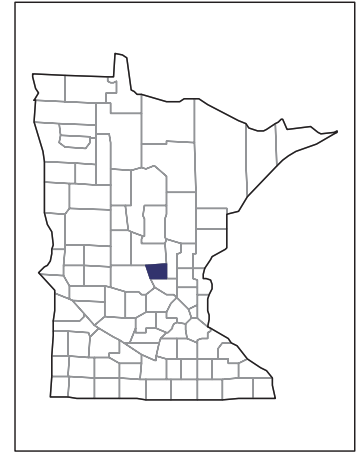
United States Department of Agriculture
National Agricultural Statistics Service

www.agcensus.usda.gov

2007 CENSUS OF AGRICULTURE

Benton County – Minnesota

Farms with Black or African American Operators Compared with All Farms



Data are not available at this geographic level for farms with Black or African American operators.



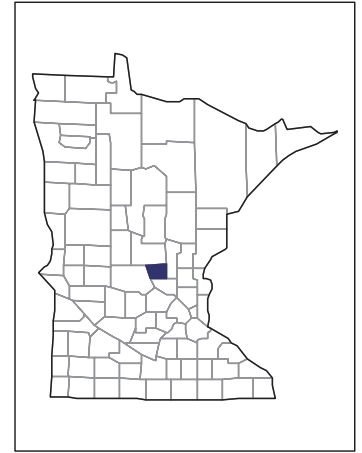
United States Department of Agriculture
National Agricultural Statistics Service

www.agcensus.usda.gov

2007 CENSUS OF AGRICULTURE

Benton County – Minnesota

Farms with Native Hawaiian or Other Pacific Islander Operators Compared with All Farms



Data are not available at this geographic level for farms with Native Hawaiian or Other Pacific Islander operators.



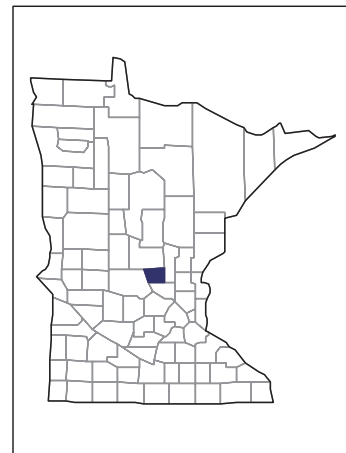
United States Department of Agriculture
National Agricultural Statistics Service

www.agcensus.usda.gov

2007 CENSUS *OF* AGRICULTURE

Benton County – Minnesota

**Farms with White Operators
Compared with All Farms**



Data are not available at this geographic level for farms with White operators.



United States Department of Agriculture
National Agricultural Statistics Service

www.agcensus.usda.gov

