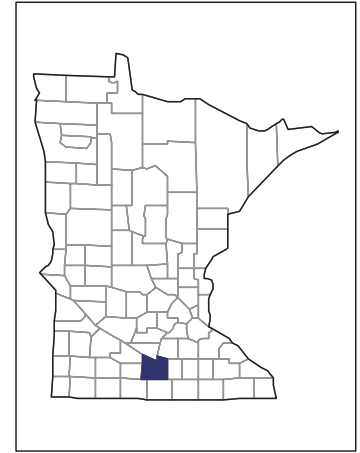


2007 CENSUS OF AGRICULTURE



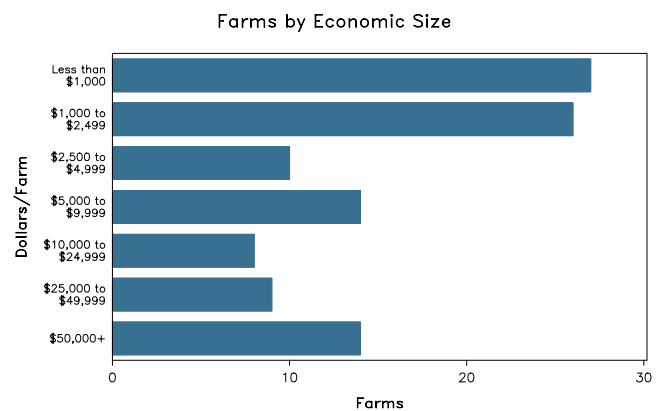
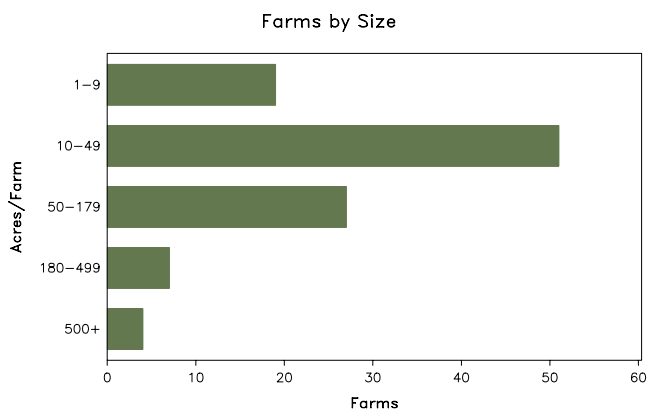
Blue Earth County – Minnesota

Farms with Women Principal Operators Compared with All Farms

	Women Principal Operators	All Farms
Number of Farms	108	1,247
Land in Farms	9,001 acres	415,326 acres
Average Size of Farm	83 acres	333 acres
Market Value of Products Sold	\$10,748,000	\$327,486,000
Crop Sales	\$3,561,000	\$155,062,000
Livestock Sales	\$7,187,000	\$172,424,000
Average Per Farm	\$99,521	\$262,619
Government Payments	\$263,000	\$8,511,000
Average Per Farm Receiving Payments	\$3,818	\$8,579

See footnotes on reverse page.

Farms with Women Principal Operators



2007 CENSUS OF AGRICULTURE

Blue Earth County – Minnesota Farms with Women Principal Operators

Selected Highlights

Item	Farms	Quantity
MARKET VALUE OF AGRICULTURAL PRODUCTS SOLD (\$1,000)		
Total value of agricultural products sold	108	10,748
Value of crops including nursery and greenhouse	34	3,561
Value of livestock, poultry, and their products	26	7,187
VALUE OF SALES BY COMMODITY GROUP (\$1,000)		
Grains, oilseeds, dry beans, and dry peas	18	1,750
Tobacco	-	-
Cotton and cottonseed	-	-
Vegetables, melons, potatoes and sweet potatoes	4	66
Fruits, tree nuts, and berries	4	9
Nursery, greenhouse, floriculture, and sod	6	1,735
Cut Christmas trees and short rotation woody crops	-	-
Other crops and hay	6	2
Poultry and eggs	4	(D)
Cattle and calves	7	(D)
Milk and other dairy products from cows	-	-
Hogs and pigs	6	(D)
Sheep, goats, and their products	1	(D)
Horses, ponies, mules, burros, and donkeys	9	86
Aquaculture	-	-
Other animals and other animal products	1	(D)
TOP CROP ITEMS (acres)		
Corn for grain	16	2,451
Soybeans for beans	12	1,772
Forage - land used for all hay and haylage, grass silage, and greenchop	9	127
Vegetables harvested for sale	4	(D)
Sweet corn	3	(D)
TOP LIVESTOCK INVENTORY ITEMS (number)		
Hogs and pigs	3	(D)
Turkeys	1	(D)
Cattle and calves	7	343
Horses and ponies	28	312
Layers	5	112

Operator Characteristics

Item	Quantity
Primary occupation:	
Farming	40
Other	68
Days worked off farm:	
None	44
Any	64
Years on present farm:	
2 years or less	3
3 to 4 years	7
5 to 9 years	19
10 years or more	79
Age group:	
Under 45 years	12
45 to 64 years	66
65 years and over	30
Average age of principal operator (years)	60.1

Economic Characteristics

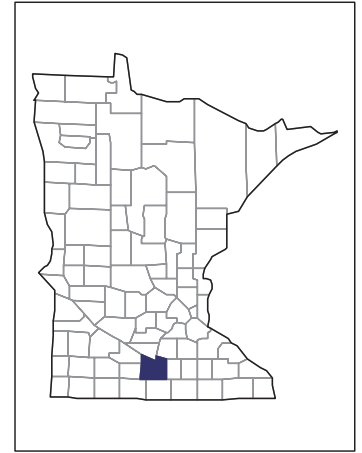
Item	Quantity
Farms by value of sales:	
Less than \$1,000	65
\$1,000 to \$2,499	5
\$2,500 to \$4,999	3
\$5,000 to \$9,999	9
\$10,000 to \$49,999	12
\$50,000 to \$99,999	4
\$100,000 to \$249,999	2
\$250,000 to \$499,999	2
\$500,000 or more	6
Total farm production expenses (\$1,000)	9,408
Average per farm (\$)	87,113
Net cash farm income of operation (\$1,000)	2,172
Average per farm (\$)	20,111
Value of agricultural products sold directly to individuals for human consumption (\$1,000)	(D)
Total organic product sales (\$1,000)	-
Total income from farm-related sources, gross before taxes and expenses (\$1,000)	569

See "Census of Agriculture, Volume 1, Geographic Area Series" for complete footnotes, explanations, definitions, and methodology.
(D) Cannot be disclosed. (Z) Less than half of the unit shown.

2007 CENSUS OF AGRICULTURE

Blue Earth County – Minnesota

Farms with Spanish, Hispanic, or Latino Operators Compared with All Farms



Data are not available at this geographic level for farms with Spanish, Hispanic, or Latino operators.



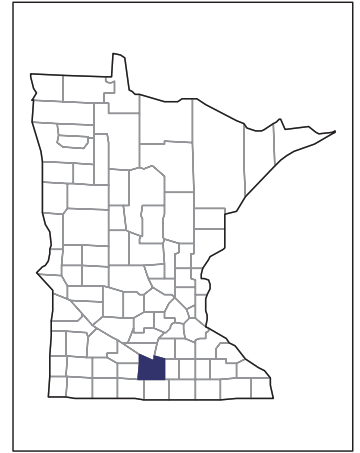
United States Department of Agriculture
National Agricultural Statistics Service

www.agcensus.usda.gov

2007 CENSUS *OF* AGRICULTURE

Blue Earth County – Minnesota

Farms with American Indian or Alaska Native Operators Compared with All Farms



Data are not available at this geographic level for farms with American Indian or Alaska Native operators.



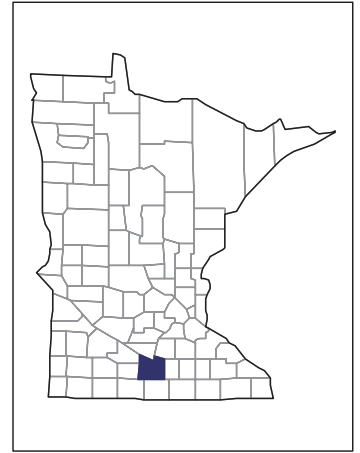
United States Department of Agriculture
National Agricultural Statistics Service

www.agcensus.usda.gov

2007 CENSUS OF AGRICULTURE

Blue Earth County – Minnesota

**Farms with Asian Operators
Compared with All Farms**



Data are not available at this geographic level for farms with Asian operators.



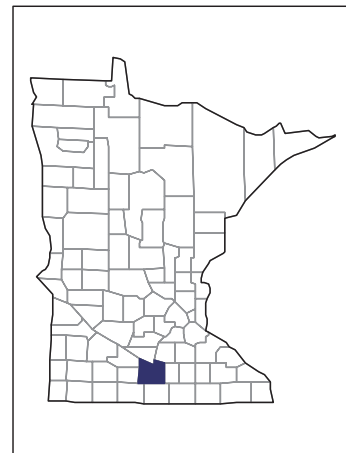
United States Department of Agriculture
National Agricultural Statistics Service

www.agcensus.usda.gov

2007 CENSUS *OF* **AGRICULTURE**

Blue Earth County – Minnesota

Farms with Black or African American Operators Compared with All Farms



Data are not available at this geographic level for farms with Black or African American operators.



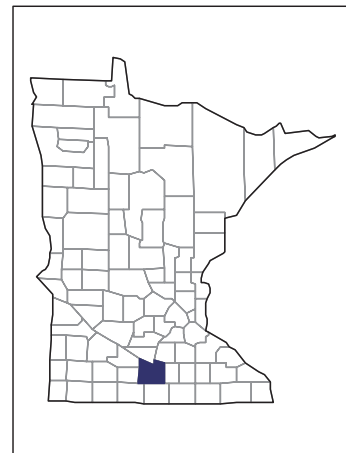
United States Department of Agriculture
National Agricultural Statistics Service

www.agcensus.usda.gov

2007 CENSUS OF AGRICULTURE

Blue Earth County – Minnesota

Farms with Native Hawaiian or Other Pacific Islander Operators Compared with All Farms



Data are not available at this geographic level for farms with Native Hawaiian or Other Pacific Islander operators.



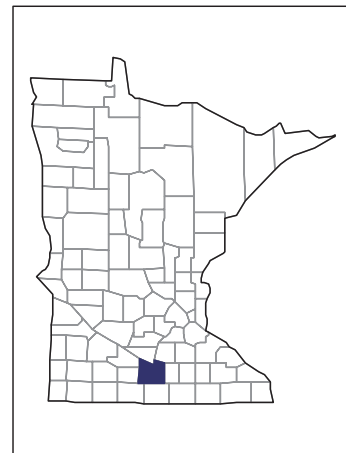
United States Department of Agriculture
National Agricultural Statistics Service

www.agcensus.usda.gov

2007 CENSUS *OF* AGRICULTURE

Blue Earth County – Minnesota

**Farms with White Operators
Compared with All Farms**



Data are not available at this geographic level for farms with White operators.



United States Department of Agriculture
National Agricultural Statistics Service

www.agcensus.usda.gov

