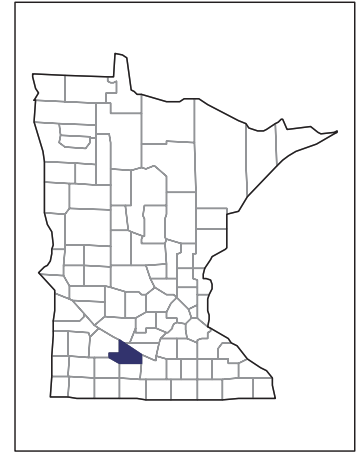


2007 CENSUS OF AGRICULTURE



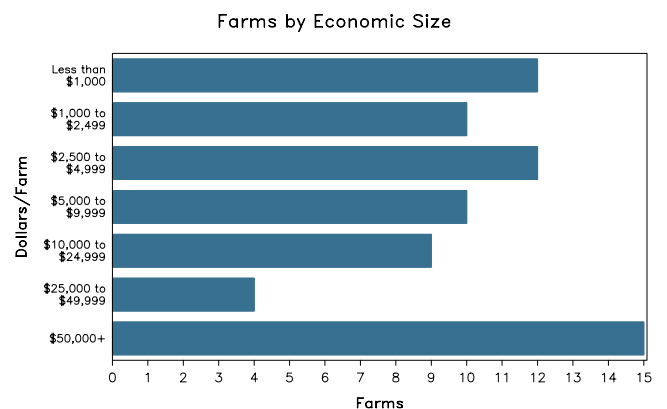
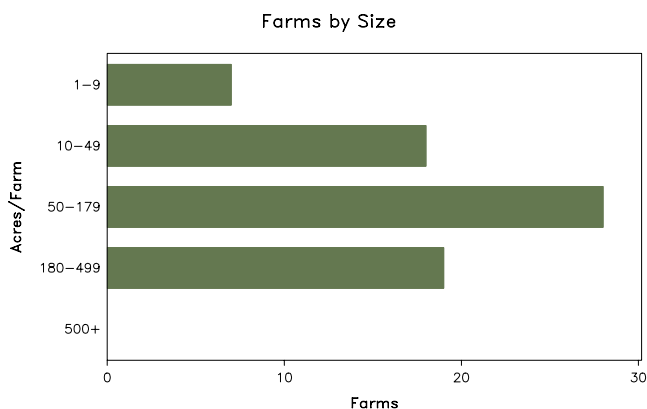
Brown County – Minnesota

Farms with Women Principal Operators Compared with All Farms

	Women Principal Operators	All Farms
Number of Farms	72	1,129
Land in Farms	7,893 acres	354,725 acres
Average Size of Farm	110 acres	314 acres
Market Value of Products Sold	\$2,362,000	\$256,380,000
Crop Sales	(D)	\$124,454,000
Livestock Sales	(D)	\$131,926,000
Average Per Farm	\$32,806	\$227,086
Government Payments	\$271,000	\$7,358,000
Average Per Farm Receiving Payments	\$4,444	\$7,463

See footnotes on reverse page.

Farms with Women Principal Operators



2007 CENSUS OF AGRICULTURE

Brown County – Minnesota Farms with Women Principal Operators

Selected Highlights

Item	Farms	Quantity
MARKET VALUE OF AGRICULTURAL PRODUCTS SOLD (\$1,000)		
Total value of agricultural products sold	72	2,362
Value of crops including nursery and greenhouse	28	(D)
Value of livestock, poultry, and their products	13	(D)
VALUE OF SALES BY COMMODITY GROUP (\$1,000)		
Grains, oilseeds, dry beans, and dry peas	23	(D)
Tobacco	-	-
Cotton and cottonseed	-	-
Vegetables, melons, potatoes and sweet potatoes	1	(D)
Fruits, tree nuts, and berries	2	(D)
Nursery, greenhouse, floriculture, and sod	-	-
Cut Christmas trees and short rotation woody crops	-	-
Other crops and hay	5	18
Poultry and eggs	2	(D)
Cattle and calves	8	(D)
Milk and other dairy products from cows	-	-
Hogs and pigs	3	(D)
Sheep, goats, and their products	1	(D)
Horses, ponies, mules, burros, and donkeys	2	(D)
Aquaculture	-	-
Other animals and other animal products	2	(D)
TOP CROP ITEMS (acres)		
Corn for grain	22	1,942
Soybeans for beans	19	1,377
Forage - land used for all hay and haylage, grass silage, and greenchop	11	267
Corn for silage or greenchop	4	64
Vegetables harvested for sale	1	(D)
TOP LIVESTOCK INVENTORY ITEMS (number)		
Hogs and pigs	2	(D)
Cattle and calves	10	357
Broilers and other meat-type chickens	1	(D)
Pigeons or squab	1	(D)
Rabbits and their pelts	2	(D)

Operator Characteristics

Item	Quantity
Primary occupation:	
Farming	24
Other	48
Days worked off farm:	
None	44
Any	28
Years on present farm:	
2 years or less	2
3 to 4 years	-
5 to 9 years	11
10 years or more	59
Age group:	
Under 45 years	12
45 to 64 years	25
65 years and over	35
Average age of principal operator (years)	62.3

Economic Characteristics

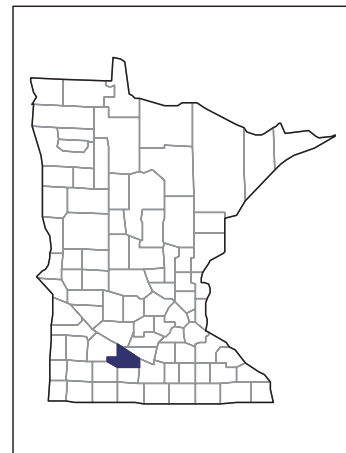
Item	Quantity
Farms by value of sales:	
Less than \$1,000	44
\$1,000 to \$2,499	-
\$2,500 to \$4,999	3
\$5,000 to \$9,999	2
\$10,000 to \$49,999	8
\$50,000 to \$99,999	11
\$100,000 to \$249,999	3
\$250,000 to \$499,999	-
\$500,000 or more	1
Total farm production expenses (\$1,000)	2,544
Average per farm (\$)	35,334
Net cash farm income of operation (\$1,000)	627
Average per farm (\$)	8,715
Value of agricultural products sold directly to individuals for human consumption (\$1,000)	15
Total organic product sales (\$1,000)	-
Total income from farm-related sources, gross before taxes and expenses (\$1,000)	538

See "Census of Agriculture, Volume 1, Geographic Area Series" for complete footnotes, explanations, definitions, and methodology.
(D) Cannot be disclosed. (Z) Less than half of the unit shown.

2007 CENSUS OF AGRICULTURE

Brown County – Minnesota

Farms with Spanish, Hispanic, or Latino Operators Compared with All Farms



Data are not available at this geographic level for farms with Spanish, Hispanic, or Latino operators.



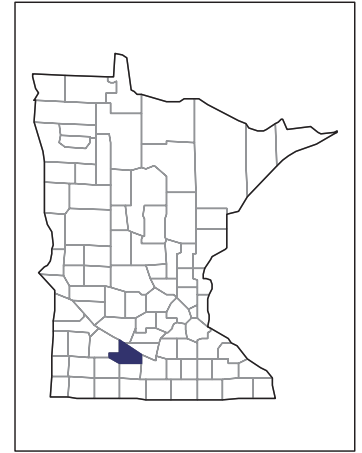
United States Department of Agriculture
National Agricultural Statistics Service

www.agcensus.usda.gov

2007 CENSUS OF AGRICULTURE

Brown County – Minnesota

Farms with American Indian or Alaska Native Operators Compared with All Farms



Data are not available at this geographic level for farms with American Indian or Alaska Native operators.



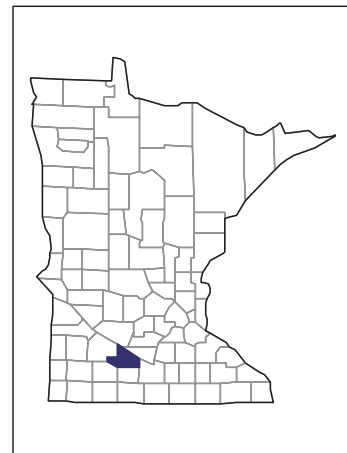
United States Department of Agriculture
National Agricultural Statistics Service

www.agcensus.usda.gov

2007 CENSUS *OF* **AGRICULTURE**

Brown County – Minnesota

**Farms with Asian Operators
Compared with All Farms**



Data are not available at this geographic level for farms with Asian operators.



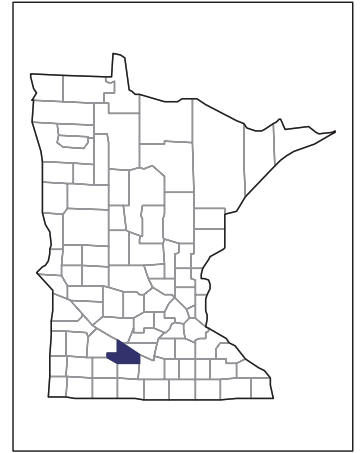
United States Department of Agriculture
National Agricultural Statistics Service

www.agcensus.usda.gov

2007 CENSUS *OF* **AGRICULTURE**

Brown County – Minnesota

Farms with Black or African American Operators Compared with All Farms



Data are not available at this geographic level for farms with Black or African American operators.



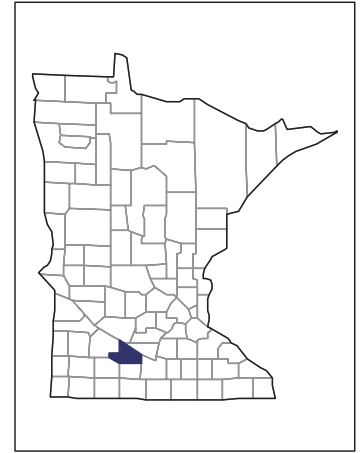
United States Department of Agriculture
National Agricultural Statistics Service

www.agcensus.usda.gov

2007 CENSUS OF AGRICULTURE

Brown County – Minnesota

Farms with Native Hawaiian or Other Pacific Islander Operators Compared with All Farms



Data are not available at this geographic level for farms with Native Hawaiian or Other Pacific Islander operators.



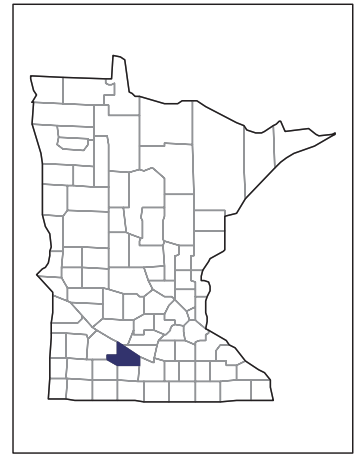
United States Department of Agriculture
National Agricultural Statistics Service

www.agcensus.usda.gov

2007 CENSUS *OF* **AGRICULTURE**

Brown County – Minnesota

**Farms with White Operators
Compared with All Farms**



Data are not available at this geographic level for farms with White operators.



United States Department of Agriculture
National Agricultural Statistics Service

www.agcensus.usda.gov

