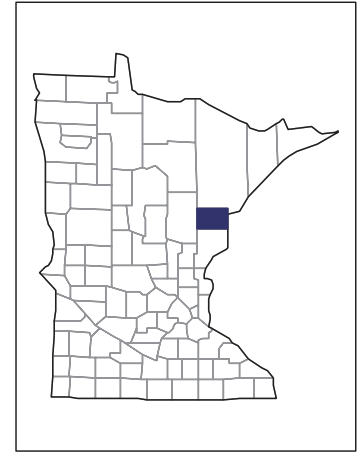


2007 CENSUS OF AGRICULTURE



Carlton County – Minnesota

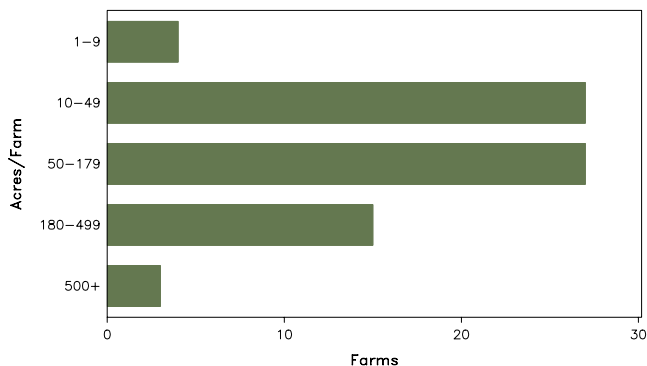
Farms with Women Principal Operators Compared with All Farms

	Women Principal Operators	All Farms
Number of Farms	76	485
Land in Farms	9,285 acres	97,897 acres
Average Size of Farm	122 acres	202 acres
Market Value of Products Sold	\$684,000	\$8,040,000
Crop Sales	\$246,000	\$2,252,000
Livestock Sales	\$437,000	\$5,788,000
Average Per Farm	\$8,995	\$16,578
Government Payments	\$5,000	\$123,000
Average Per Farm Receiving Payments	\$1,056	\$1,951

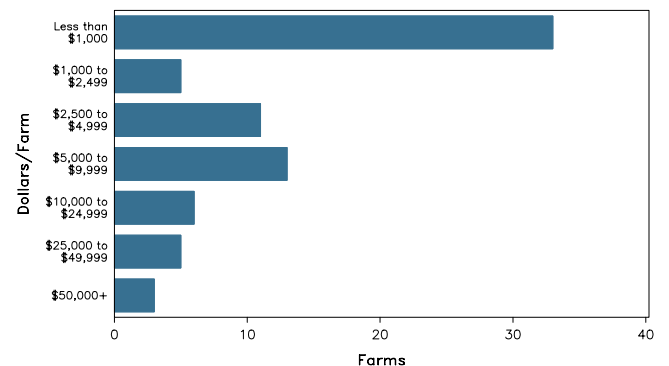
See footnotes on reverse page.

Farms with Women Principal Operators

Farms by Size



Farms by Economic Size



2007 CENSUS OF AGRICULTURE

Carlton County – Minnesota Farms with Women Principal Operators

Selected Highlights

Item	Farms	Quantity
MARKET VALUE OF AGRICULTURAL PRODUCTS SOLD (\$1,000)		
Total value of agricultural products sold	76	684
Value of crops including nursery and greenhouse	23	246
Value of livestock, poultry, and their products	38	437
VALUE OF SALES BY COMMODITY GROUP (\$1,000)		
Grains, oilseeds, dry beans, and dry peas	2	(D)
Tobacco	-	-
Cotton and cottonseed	-	-
Vegetables, melons, potatoes and sweet potatoes	2	(D)
Fruits, tree nuts, and berries	1	(D)
Nursery, greenhouse, floriculture, and sod	1	(D)
Cut Christmas trees and short rotation woody crops	1	(D)
Other crops and hay	18	178
Poultry and eggs	10	(D)
Cattle and calves	21	257
Milk and other dairy products from cows	6	157
Hogs and pigs	3	(D)
Sheep, goats, and their products	13	8
Horses, ponies, mules, burros, and donkeys	3	(D)
Aquaculture	-	-
Other animals and other animal products	1	(D)
TOP CROP ITEMS (acres)		
Forage - land used for all hay and haylage, grass silage, and greenchop	42	2,717
Corn for silage or greenchop	3	37
Cut Christmas trees	1	(D)
Oats for grain	2	(D)
Vegetables harvested for sale	2	(D)
TOP LIVESTOCK INVENTORY ITEMS (number)		
Cattle and calves	28	704
Horses and ponies	43	277
Layers	12	164
Sheep and lambs	10	136
Pheasants	1	(D)

Operator Characteristics

Item	Quantity
Primary occupation:	
Farming	34
Other	42
Days worked off farm:	
None	30
Any	46
Years on present farm:	
2 years or less	7
3 to 4 years	2
5 to 9 years	19
10 years or more	48
Age group:	
Under 45 years	16
45 to 64 years	47
65 years and over	13
Average age of principal operator (years)	52.9

Economic Characteristics

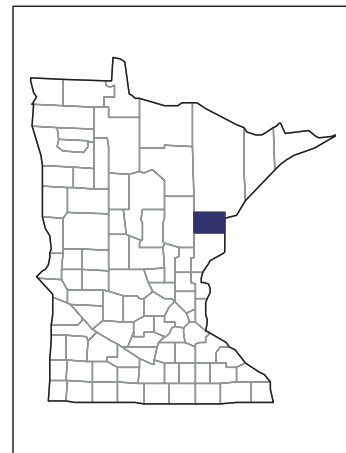
Item	Quantity
Farms by value of sales:	
Less than \$1,000	33
\$1,000 to \$2,499	5
\$2,500 to \$4,999	11
\$5,000 to \$9,999	13
\$10,000 to \$49,999	11
\$50,000 to \$99,999	1
\$100,000 to \$249,999	2
\$250,000 to \$499,999	-
\$500,000 or more	-
Total farm production expenses (\$1,000)	1,158
Average per farm (\$)	15,237
Net cash farm income of operation (\$1,000)	-448
Average per farm (\$)	-5,900
Value of agricultural products sold directly to individuals for human consumption (\$1,000)	13
Total organic product sales (\$1,000)	(D)
Total income from farm-related sources, gross before taxes and expenses (\$1,000)	21

See "Census of Agriculture, Volume 1, Geographic Area Series" for complete footnotes, explanations, definitions, and methodology.
(D) Cannot be disclosed. (Z) Less than half of the unit shown.

2007 CENSUS OF AGRICULTURE

Carlton County – Minnesota

Farms with Spanish, Hispanic, or Latino Operators Compared with All Farms



Data are not available at this geographic level for farms with Spanish, Hispanic, or Latino operators.



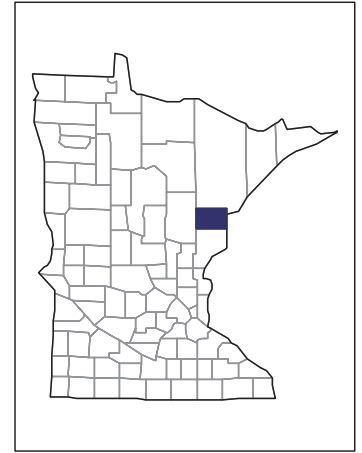
United States Department of Agriculture
National Agricultural Statistics Service

www.agcensus.usda.gov

2007 CENSUS OF AGRICULTURE

Carlton County – Minnesota

Farms with American Indian or Alaska Native Operators Compared with All Farms



Data are not available at this geographic level for farms with American Indian or Alaska Native operators.



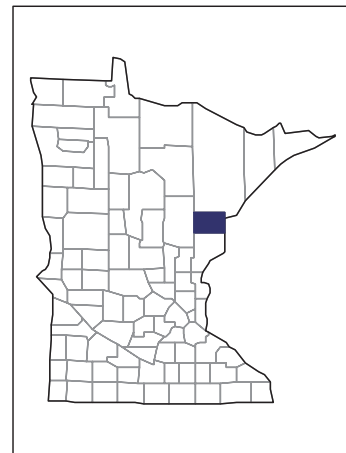
United States Department of Agriculture
National Agricultural Statistics Service

www.agcensus.usda.gov

2007 CENSUS *OF* AGRICULTURE

Carlton County – Minnesota

**Farms with Asian Operators
Compared with All Farms**



Data are not available at this geographic level for farms with Asian operators.



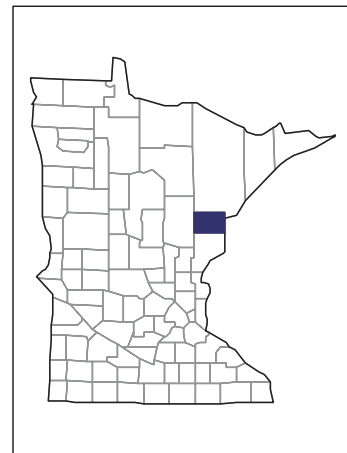
United States Department of Agriculture
National Agricultural Statistics Service

www.agcensus.usda.gov

2007 CENSUS OF AGRICULTURE

Carlton County – Minnesota

Farms with Black or African American Operators Compared with All Farms



Data are not available at this geographic level for farms with Black or African American operators.



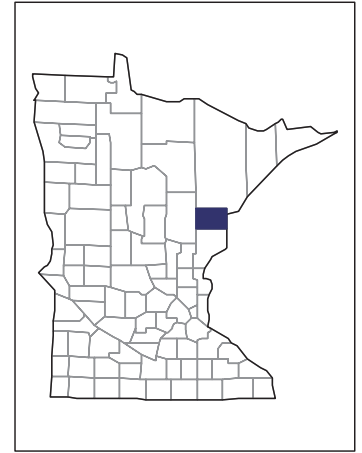
United States Department of Agriculture
National Agricultural Statistics Service

www.agcensus.usda.gov

2007 CENSUS OF AGRICULTURE

Carlton County – Minnesota

Farms with Native Hawaiian or Other Pacific Islander Operators Compared with All Farms



Data are not available at this geographic level for farms with Native Hawaiian or Other Pacific Islander operators.



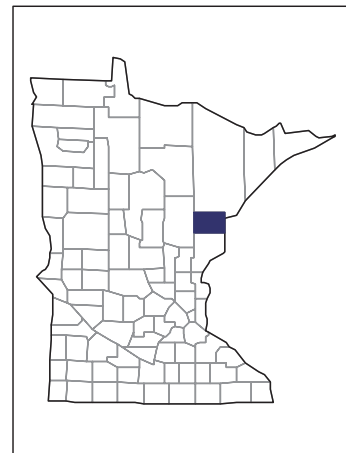
United States Department of Agriculture
National Agricultural Statistics Service

www.agcensus.usda.gov

2007 CENSUS *OF* AGRICULTURE

Carlton County – Minnesota

**Farms with White Operators
Compared with All Farms**



Data are not available at this geographic level for farms with White operators.



United States Department of Agriculture
National Agricultural Statistics Service

www.agcensus.usda.gov

