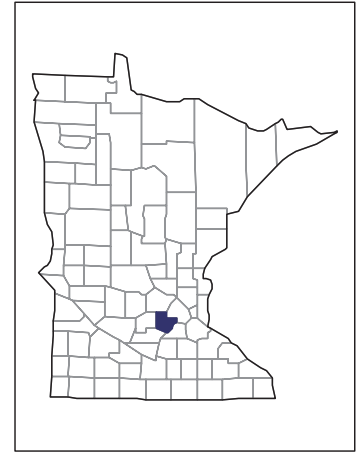


# 2007 CENSUS OF AGRICULTURE



## Carver County – Minnesota

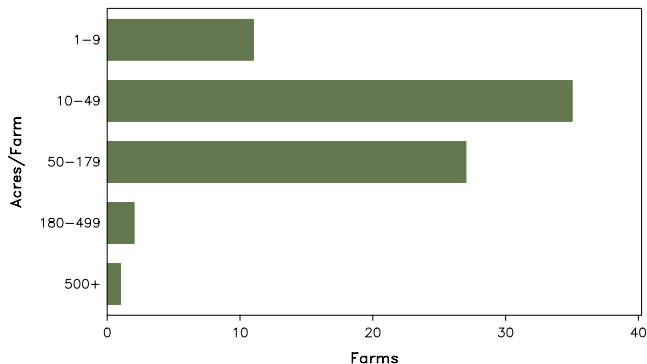
### Farms with Women Principal Operators Compared with All Farms

	Women Principal Operators	All Farms
<b>Number of Farms</b>	76	800
<b>Land in Farms</b>	4,603 acres	169,397 acres
<b>Average Size of Farm</b>	61 acres	212 acres
<b>Market Value of Products Sold</b>	\$1,788,000	\$92,945,000
Crop Sales	\$972,000	\$48,287,000
Livestock Sales	\$816,000	\$44,658,000
Average Per Farm	\$23,530	\$116,181
<b>Government Payments</b>	\$57,000	\$3,300,000
Average Per Farm Receiving Payments	\$1,902	\$6,432

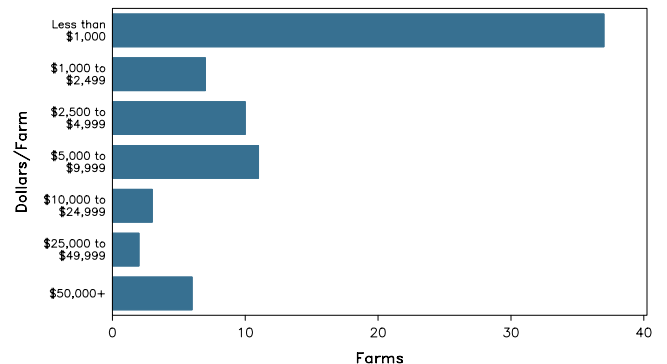
See footnotes on reverse page.

### Farms with Women Principal Operators

Farms by Size



Farms by Economic Size



# 2007 CENSUS OF AGRICULTURE

## Carver County – Minnesota Farms with Women Principal Operators

### Selected Highlights

Item	Farms	Quantity
<b>MARKET VALUE OF AGRICULTURAL PRODUCTS SOLD (\$1,000)</b>		
Total value of agricultural products sold	76	1,788
Value of crops including nursery and greenhouse	26	972
Value of livestock, poultry, and their products	24	816
<b>VALUE OF SALES BY COMMODITY GROUP (\$1,000)</b>		
Grains, oilseeds, dry beans, and dry peas	7	(D)
Tobacco	-	-
Cotton and cottonseed	-	-
Vegetables, melons, potatoes and sweet potatoes	-	-
Fruits, tree nuts, and berries	1	(D)
Nursery, greenhouse, floriculture, and sod	2	(D)
Cut Christmas trees and short rotation woody crops	-	-
Other crops and hay	19	(D)
Poultry and eggs	8	4
Cattle and calves	10	92
Milk and other dairy products from cows	5	651
Hogs and pigs	-	-
Sheep, goats, and their products	8	6
Horses, ponies, mules, burros, and donkeys	4	19
Aquaculture	-	-
Other animals and other animal products	3	44
<b>TOP CROP ITEMS (acres)</b>		
Forage - land used for all hay and haylage, grass silage, and greenchop	34	914
Corn for grain	8	665
Soybeans for beans	7	533
Corn for silage or greenchop	4	64
Oats for grain	4	60
<b>TOP LIVESTOCK INVENTORY ITEMS (number)</b>		
Horses and ponies	39	602
Cattle and calves	9	578
Layers	11	171
Sheep and lambs	7	87
Alpacas	2	(D)

### Operator Characteristics

Item	Quantity
Primary occupation:	
Farming	29
Other	47
Days worked off farm:	
None	30
Any	46
Years on present farm:	
2 years or less	2
3 to 4 years	4
5 to 9 years	27
10 years or more	43
Age group:	
Under 45 years	18
45 to 64 years	44
65 years and over	14
Average age of principal operator (years)	53.5

### Economic Characteristics

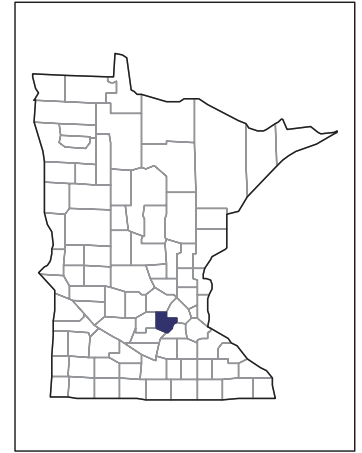
Item	Quantity
Farms by value of sales:	
Less than \$1,000	48
\$1,000 to \$2,499	3
\$2,500 to \$4,999	6
\$5,000 to \$9,999	8
\$10,000 to \$49,999	5
\$50,000 to \$99,999	1
\$100,000 to \$249,999	2
\$250,000 to \$499,999	3
\$500,000 or more	-
Total farm production expenses (\$1,000)	2,608
Average per farm (\$)	34,312
Net cash farm income of operation (\$1,000)	-380
Average per farm (\$)	-4,996
Value of agricultural products sold directly to individuals for human consumption (\$1,000)	8
Total organic product sales (\$1,000)	-
Total income from farm-related sources, gross before taxes and expenses (\$1,000)	383

See "Census of Agriculture, Volume 1, Geographic Area Series" for complete footnotes, explanations, definitions, and methodology.  
(D) Cannot be disclosed. (Z) Less than half of the unit shown.

# 2007 CENSUS OF AGRICULTURE

## Carver County – Minnesota

### Farms with Spanish, Hispanic, or Latino Operators Compared with All Farms



Data are not available at this geographic level for farms with Spanish, Hispanic, or Latino operators.



United States Department of Agriculture  
National Agricultural Statistics Service

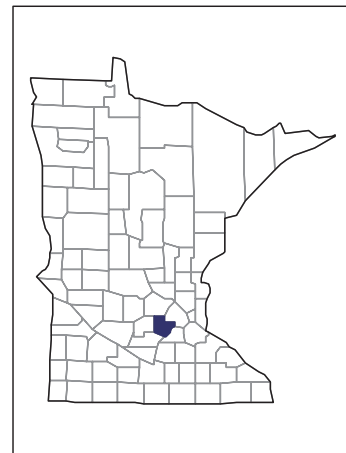
[www.agcensus.usda.gov](http://www.agcensus.usda.gov)



# 2007 CENSUS OF AGRICULTURE

## Carver County – Minnesota

### Farms with American Indian or Alaska Native Operators Compared with All Farms



Data are not available at this geographic level for farms with American Indian or Alaska Native operators.



United States Department of Agriculture  
National Agricultural Statistics Service

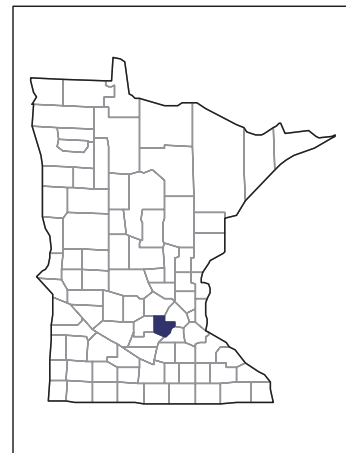
[www.agcensus.usda.gov](http://www.agcensus.usda.gov)



# 2007 CENSUS *OF* AGRICULTURE

**Carver County – Minnesota**

**Farms with Asian Operators  
Compared with All Farms**



**Data are not available at this geographic level for farms with Asian operators.**



United States Department of Agriculture  
National Agricultural Statistics Service

[www.agcensus.usda.gov](http://www.agcensus.usda.gov)

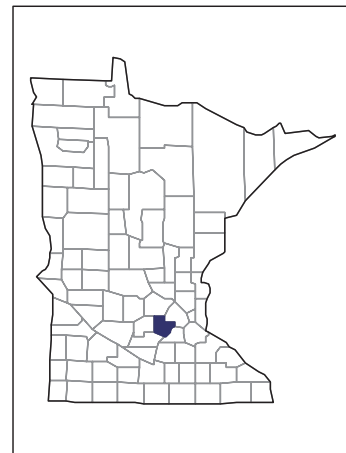




# 2007 CENSUS OF AGRICULTURE

## Carver County – Minnesota

### Farms with Black or African American Operators Compared with All Farms



Data are not available at this geographic level for farms with Black or African American operators.



United States Department of Agriculture  
National Agricultural Statistics Service

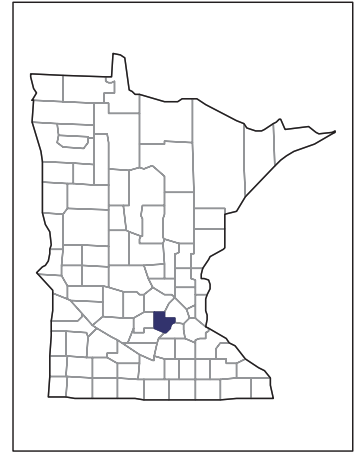
[www.agcensus.usda.gov](http://www.agcensus.usda.gov)



# 2007 CENSUS *OF* **AGRICULTURE**

## **Carver County – Minnesota**

### **Farms with Native Hawaiian or Other Pacific Islander Operators Compared with All Farms**



**Data are not available at this geographic level for farms with Native Hawaiian or Other Pacific Islander operators.**



United States Department of Agriculture  
National Agricultural Statistics Service

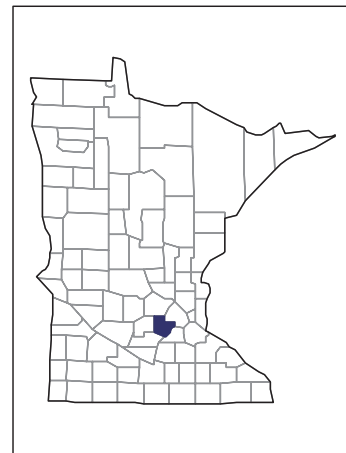
[www.agcensus.usda.gov](http://www.agcensus.usda.gov)



# 2007 CENSUS OF AGRICULTURE

**Carver County – Minnesota**

**Farms with White Operators  
Compared with All Farms**



**Data are not available at this geographic level for farms with White operators.**



United States Department of Agriculture  
National Agricultural Statistics Service

[www.agcensus.usda.gov](http://www.agcensus.usda.gov)

