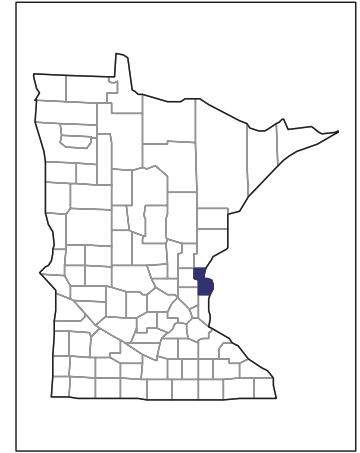


2007 CENSUS OF AGRICULTURE



Chisago County – Minnesota

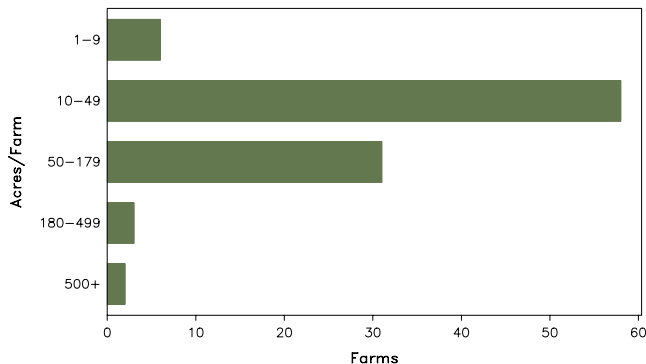
Farms with Women Principal Operators Compared with All Farms

	Women Principal Operators	All Farms
Number of Farms	100	867
Land in Farms	6,039 acres	115,280 acres
Average Size of Farm	60 acres	133 acres
Market Value of Products Sold	\$1,379,000	\$33,412,000
Crop Sales	\$1,130,000	\$20,324,000
Livestock Sales	\$249,000	\$13,089,000
Average Per Farm	\$13,793	\$38,538
Government Payments	\$40,000	\$1,341,000
Average Per Farm Receiving Payments	\$1,601	\$4,102

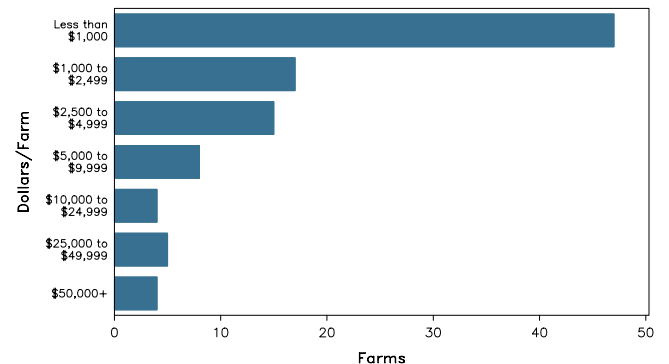
See footnotes on reverse page.

Farms with Women Principal Operators

Farms by Size



Farms by Economic Size



2007 CENSUS OF AGRICULTURE

Chisago County – Minnesota Farms with Women Principal Operators

Selected Highlights

Item	Farms	Quantity
MARKET VALUE OF AGRICULTURAL PRODUCTS SOLD (\$1,000)		
Total value of agricultural products sold	100	1,379
Value of crops including nursery and greenhouse	38	1,130
Value of livestock, poultry, and their products	42	249
VALUE OF SALES BY COMMODITY GROUP (\$1,000)		
Grains, oilseeds, dry beans, and dry peas	10	(D)
Tobacco	-	-
Cotton and cottonseed	-	-
Vegetables, melons, potatoes and sweet potatoes	5	(D)
Fruits, tree nuts, and berries	6	78
Nursery, greenhouse, floriculture, and sod	3	(D)
Cut Christmas trees and short rotation woody crops	-	-
Other crops and hay	20	(D)
Poultry and eggs	20	10
Cattle and calves	8	(D)
Milk and other dairy products from cows	2	(D)
Hogs and pigs	4	3
Sheep, goats, and their products	4	(D)
Horses, ponies, mules, burros, and donkeys	10	56
Aquaculture	-	-
Other animals and other animal products	4	(D)
TOP CROP ITEMS (acres)		
Forage - land used for all hay and haylage, grass silage, and greenchop	40	843
Sod harvested	1	(D)
Soybeans for beans	7	399
Corn for grain	6	171
Vegetables harvested for sale	5	(D)
TOP LIVESTOCK INVENTORY ITEMS (number)		
Horses and ponies	51	554
Layers	20	399
Cattle and calves	19	284
Sheep and lambs	6	68
Alpacas	2	(D)

Operator Characteristics

Item	Quantity
Primary occupation:	
Farming	41
Other	59
Days worked off farm:	
None	23
Any	77
Years on present farm:	
2 years or less	1
3 to 4 years	10
5 to 9 years	25
10 years or more	64
Age group:	
Under 45 years	20
45 to 64 years	64
65 years and over	16
Average age of principal operator (years)	53.1

Economic Characteristics

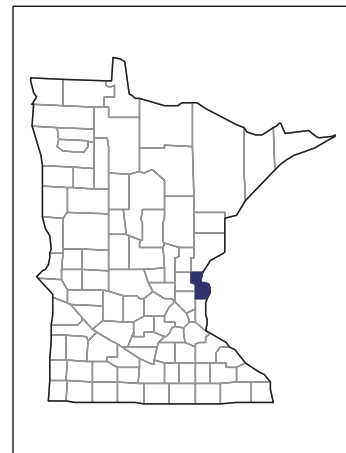
Item	Quantity
Farms by value of sales:	
Less than \$1,000	54
\$1,000 to \$2,499	16
\$2,500 to \$4,999	11
\$5,000 to \$9,999	6
\$10,000 to \$49,999	9
\$50,000 to \$99,999	2
\$100,000 to \$249,999	1
\$250,000 to \$499,999	-
\$500,000 or more	1
Total farm production expenses (\$1,000)	2,690
Average per farm (\$)	26,896
Net cash farm income of operation (\$1,000)	-586
Average per farm (\$)	-5,857
Value of agricultural products sold directly to individuals for human consumption (\$1,000)	58
Total organic product sales (\$1,000)	(D)
Total income from farm-related sources, gross before taxes and expenses (\$1,000)	685

See "Census of Agriculture, Volume 1, Geographic Area Series" for complete footnotes, explanations, definitions, and methodology.
(D) Cannot be disclosed. (Z) Less than half of the unit shown.

2007 CENSUS OF AGRICULTURE

Chisago County – Minnesota

Farms with Spanish, Hispanic, or Latino Operators Compared with All Farms



Data are not available at this geographic level for farms with Spanish, Hispanic, or Latino operators.



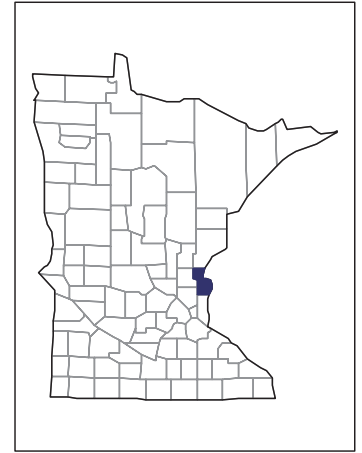
United States Department of Agriculture
National Agricultural Statistics Service

www.agcensus.usda.gov

2007 CENSUS OF AGRICULTURE

Chisago County – Minnesota

Farms with American Indian or Alaska Native Operators Compared with All Farms



Data are not available at this geographic level for farms with American Indian or Alaska Native operators.



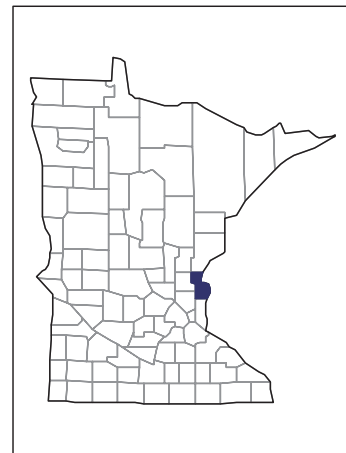
United States Department of Agriculture
National Agricultural Statistics Service

www.agcensus.usda.gov

2007 CENSUS *OF* AGRICULTURE

Chisago County – Minnesota

**Farms with Asian Operators
Compared with All Farms**



Data are not available at this geographic level for farms with Asian operators.



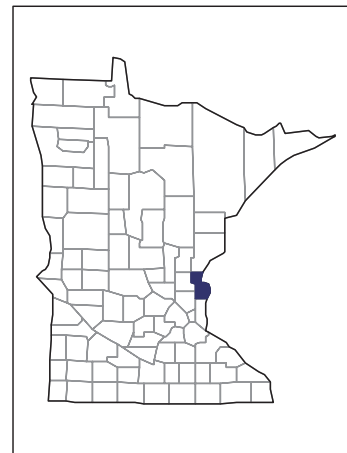
United States Department of Agriculture
National Agricultural Statistics Service

www.agcensus.usda.gov

2007 CENSUS *OF* **AGRICULTURE**

Chisago County – Minnesota

**Farms with Black or African American
Operators Compared with All Farms**



Data are not available at this geographic level for farms with Black or African American operators.



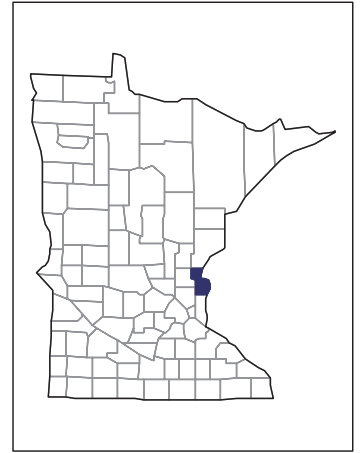
United States Department of Agriculture
National Agricultural Statistics Service

www.agcensus.usda.gov

2007 CENSUS OF AGRICULTURE

Chisago County – Minnesota

Farms with Native Hawaiian or Other Pacific Islander Operators Compared with All Farms



Data are not available at this geographic level for farms with Native Hawaiian or Other Pacific Islander operators.



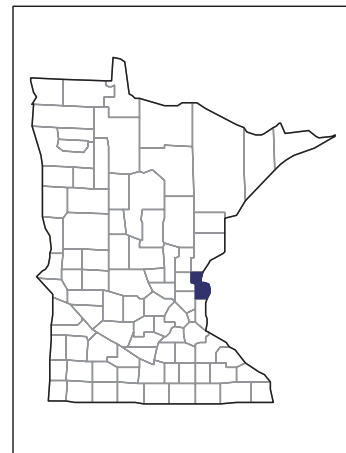
United States Department of Agriculture
National Agricultural Statistics Service

www.agcensus.usda.gov

2007 CENSUS *OF* AGRICULTURE

Chisago County – Minnesota

**Farms with White Operators
Compared with All Farms**



Data are not available at this geographic level for farms with White operators.



United States Department of Agriculture
National Agricultural Statistics Service

www.agcensus.usda.gov

