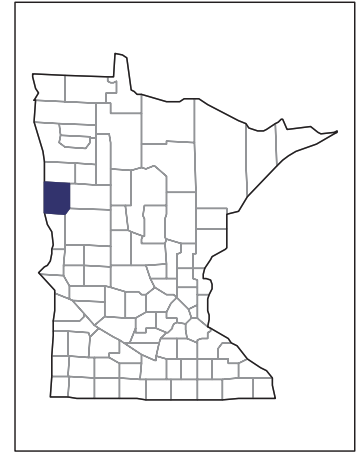


2007 CENSUS OF AGRICULTURE



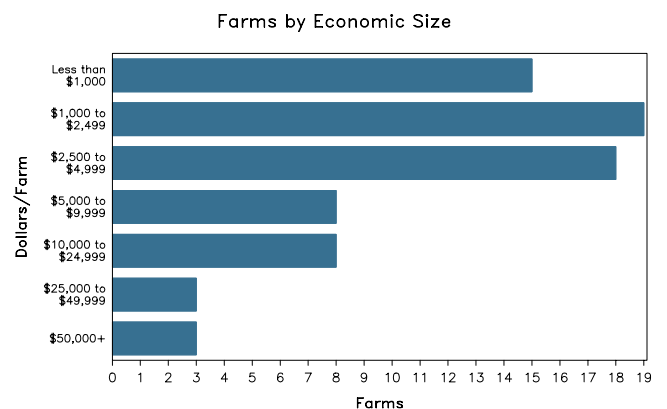
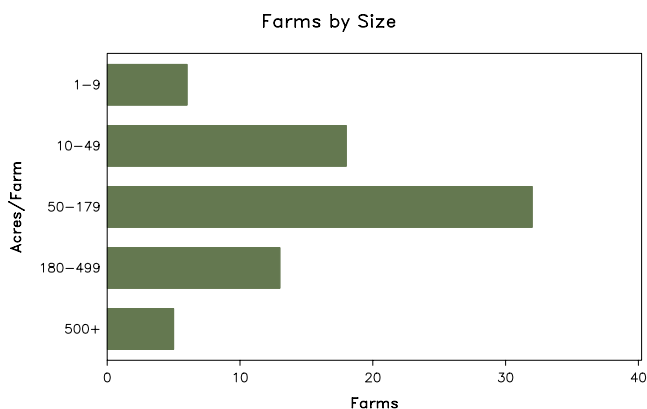
Clay County – Minnesota

Farms with Women Principal Operators Compared with All Farms

	Women Principal Operators	All Farms
Number of Farms	74	921
Land in Farms	13,157 acres	613,819 acres
Average Size of Farm	178 acres	666 acres
Market Value of Products Sold	\$912,000	\$201,781,000
Crop Sales	(D)	\$170,059,000
Livestock Sales	(D)	\$31,722,000
Average Per Farm	\$12,318	\$219,089
Government Payments	\$312,000	\$10,124,000
Average Per Farm Receiving Payments	\$5,384	\$14,159

See footnotes on reverse page.

Farms with Women Principal Operators



2007 CENSUS OF AGRICULTURE

Clay County – Minnesota Farms with Women Principal Operators

Selected Highlights

Item	Farms	Quantity
MARKET VALUE OF AGRICULTURAL PRODUCTS SOLD (\$1,000)		
Total value of agricultural products sold	74	912
Value of crops including nursery and greenhouse	12	(D)
Value of livestock, poultry, and their products	13	(D)
VALUE OF SALES BY COMMODITY GROUP (\$1,000)		
Grains, oilseeds, dry beans, and dry peas	5	(D)
Tobacco	-	-
Cotton and cottonseed	-	-
Vegetables, melons, potatoes and sweet potatoes	2	(D)
Fruits, tree nuts, and berries	-	-
Nursery, greenhouse, floriculture, and sod	-	-
Cut Christmas trees and short rotation woody crops	-	-
Other crops and hay	8	(D)
Poultry and eggs	1	(D)
Cattle and calves	5	65
Milk and other dairy products from cows	-	-
Hogs and pigs	-	-
Sheep, goats, and their products	2	(D)
Horses, ponies, mules, burros, and donkeys	4	3
Aquaculture	-	-
Other animals and other animal products	3	-
TOP CROP ITEMS (acres)		
Soybeans for beans	3	(D)
Sugarbeets for sugar	1	(D)
Wheat for grain, all	4	(D)
Forage - land used for all hay and haylage, grass silage, and greenchop	8	168
Corn for grain	1	(D)
TOP LIVESTOCK INVENTORY ITEMS (number)		
Cattle and calves	6	264
Sheep and lambs	5	132
Horses and ponies	21	104
Mules, burros, and donkeys	5	(D)
Layers	1	(D)

Operator Characteristics

Item	Quantity
Primary occupation:	
Farming	10
Other	64
Days worked off farm:	
None	38
Any	36
Years on present farm:	
2 years or less	2
3 to 4 years	8
5 to 9 years	8
10 years or more	56
Age group:	
Under 45 years	12
45 to 64 years	26
65 years and over	36
Average age of principal operator (years)	62.8

Economic Characteristics

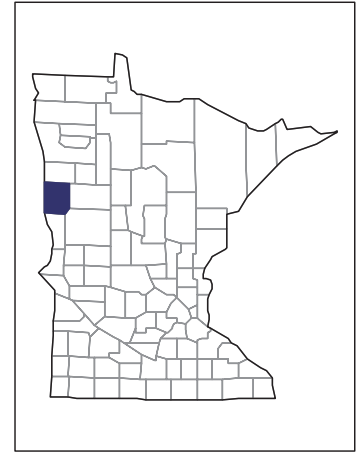
Item	Quantity
Farms by value of sales:	
Less than \$1,000	60
\$1,000 to \$2,499	6
\$2,500 to \$4,999	-
\$5,000 to \$9,999	4
\$10,000 to \$49,999	1
\$50,000 to \$99,999	1
\$100,000 to \$249,999	1
\$250,000 to \$499,999	-
\$500,000 or more	1
Total farm production expenses (\$1,000)	1,255
Average per farm (\$)	16,963
Net cash farm income of operation (\$1,000)	230
Average per farm (\$)	3,109
Value of agricultural products sold directly to individuals for human consumption (\$1,000)	-
Total organic product sales (\$1,000)	-
Total income from farm-related sources, gross before taxes and expenses (\$1,000)	261

See "Census of Agriculture, Volume 1, Geographic Area Series" for complete footnotes, explanations, definitions, and methodology.
(D) Cannot be disclosed. (Z) Less than half of the unit shown.

2007 CENSUS OF AGRICULTURE

Clay County – Minnesota

Farms with Spanish, Hispanic, or Latino Operators Compared with All Farms



Data are not available at this geographic level for farms with Spanish, Hispanic, or Latino operators.



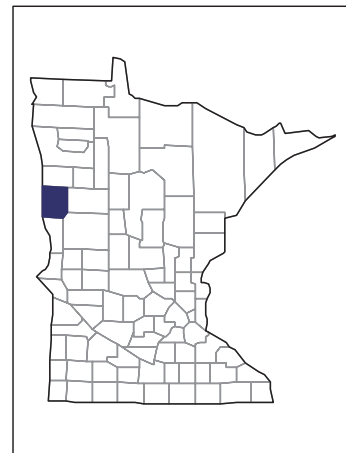
United States Department of Agriculture
National Agricultural Statistics Service

www.agcensus.usda.gov

2007 CENSUS OF AGRICULTURE

Clay County – Minnesota

Farms with American Indian or Alaska Native Operators Compared with All Farms



Data are not available at this geographic level for farms with American Indian or Alaska Native operators.



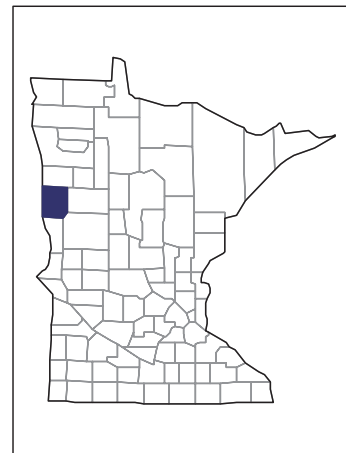
United States Department of Agriculture
National Agricultural Statistics Service

www.agcensus.usda.gov

2007 CENSUS *OF* AGRICULTURE

Clay County – Minnesota

**Farms with Asian Operators
Compared with All Farms**



Data are not available at this geographic level for farms with Asian operators.



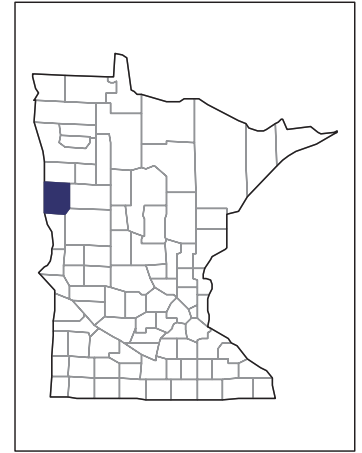
United States Department of Agriculture
National Agricultural Statistics Service

www.agcensus.usda.gov

2007 CENSUS OF AGRICULTURE

Clay County – Minnesota

Farms with Black or African American Operators Compared with All Farms



Data are not available at this geographic level for farms with Black or African American operators.



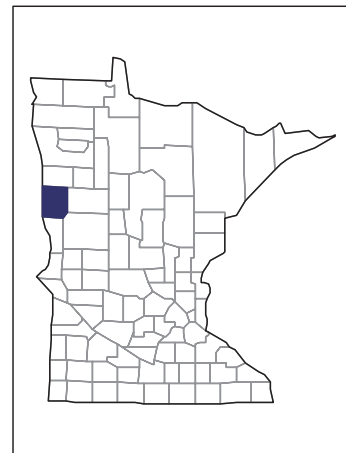
United States Department of Agriculture
National Agricultural Statistics Service

www.agcensus.usda.gov

2007 CENSUS OF AGRICULTURE

Clay County – Minnesota

Farms with Native Hawaiian or Other Pacific Islander Operators Compared with All Farms



Data are not available at this geographic level for farms with Native Hawaiian or Other Pacific Islander operators.



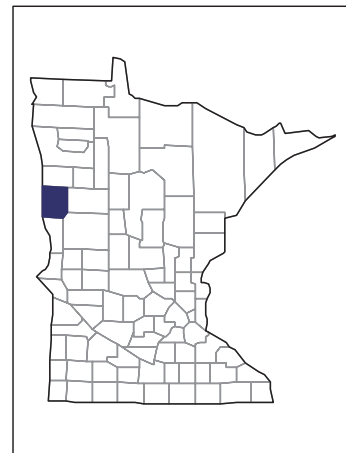
United States Department of Agriculture
National Agricultural Statistics Service

www.agcensus.usda.gov

2007 CENSUS *OF* **AGRICULTURE**

Clay County – Minnesota

**Farms with White Operators
Compared with All Farms**



Data are not available at this geographic level for farms with White operators.



United States Department of Agriculture
National Agricultural Statistics Service

www.agcensus.usda.gov

