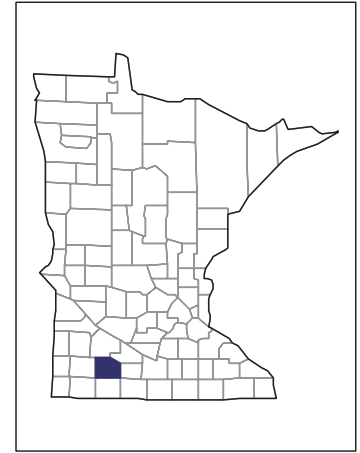


# 2007 CENSUS OF AGRICULTURE



## Cottonwood County – Minnesota

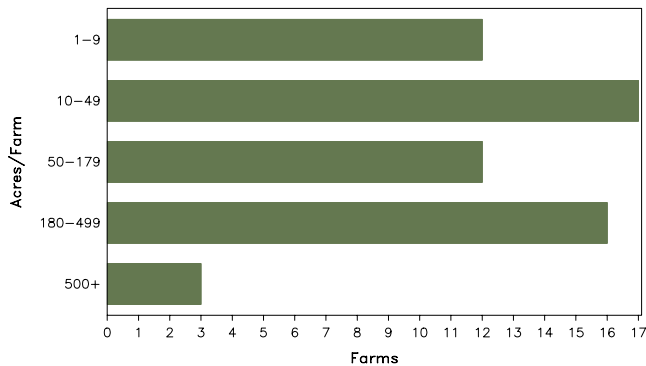
### Farms with Women Principal Operators Compared with All Farms

	Women Principal Operators	All Farms
<b>Number of Farms</b>	60	865
<b>Land in Farms</b>	8,281 acres	381,249 acres
<b>Average Size of Farm</b>	138 acres	441 acres
<b>Market Value of Products Sold</b>	\$1,714,000	\$240,642,000
Crop Sales	\$1,679,000	\$138,574,000
Livestock Sales	\$34,000	\$102,068,000
Average Per Farm	\$28,563	\$278,199
<b>Government Payments</b>	\$190,000	\$6,962,000
Average Per Farm Receiving Payments	\$4,884	\$9,511

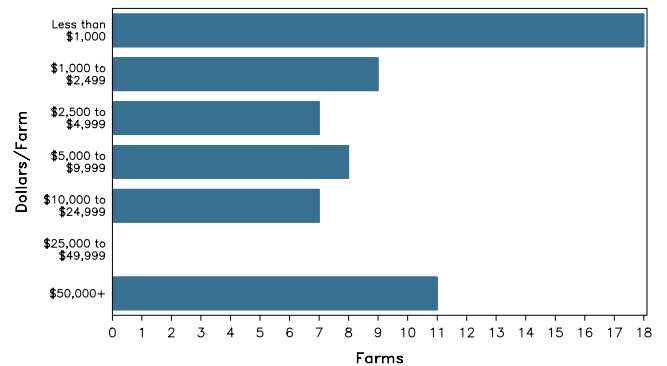
See footnotes on reverse page.

### Farms with Women Principal Operators

Farms by Size



Farms by Economic Size



# 2007 CENSUS OF AGRICULTURE

## Cottonwood County – Minnesota Farms with Women Principal Operators

### Selected Highlights

Item	Farms	Quantity
<b>MARKET VALUE OF AGRICULTURAL PRODUCTS SOLD (\$1,000)</b>		
Total value of agricultural products sold	60	1,714
Value of crops including nursery and greenhouse	15	1,679
Value of livestock, poultry, and their products	7	34
<b>VALUE OF SALES BY COMMODITY GROUP (\$1,000)</b>		
Grains, oilseeds, dry beans, and dry peas	9	1,225
Tobacco	-	-
Cotton and cottonseed	-	-
Vegetables, melons, potatoes and sweet potatoes	2	(D)
Fruits, tree nuts, and berries	-	-
Nursery, greenhouse, floriculture, and sod	2	(D)
Cut Christmas trees and short rotation woody crops	-	-
Other crops and hay	3	4
Poultry and eggs	-	-
Cattle and calves	4	(D)
Milk and other dairy products from cows	-	-
Hogs and pigs	-	-
Sheep, goats, and their products	-	-
Horses, ponies, mules, burros, and donkeys	5	(D)
Aquaculture	-	-
Other animals and other animal products	-	-
<b>TOP CROP ITEMS (acres)</b>		
Soybeans for beans	8	1,757
Corn for grain	9	1,716
Forage - land used for all hay and haylage, grass silage, and greenchop	3	30
Vegetables harvested for sale	2	(D)
Beans, snap	2	(D)
<b>TOP LIVESTOCK INVENTORY ITEMS (number)</b>		
Cattle and calves	4	94
Horses and ponies	13	50
Goats, all	2	(D)
Sheep and lambs	2	(D)

### Operator Characteristics

Item	Quantity
Primary occupation:	
Farming	18
Other	42
Days worked off farm:	
None	19
Any	41
Years on present farm:	
2 years or less	2
3 to 4 years	-
5 to 9 years	6
10 years or more	52
Age group:	
Under 45 years	2
45 to 64 years	23
65 years and over	35
Average age of principal operator (years)	65.7

### Economic Characteristics

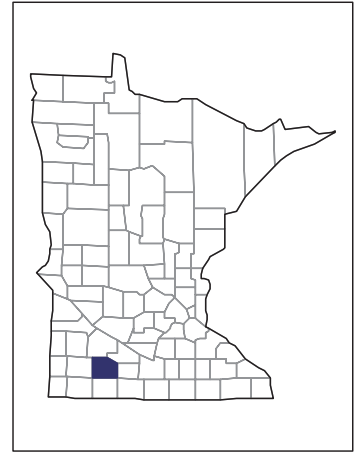
Item	Quantity
Farms by value of sales:	
Less than \$1,000	43
\$1,000 to \$2,499	-
\$2,500 to \$4,999	2
\$5,000 to \$9,999	-
\$10,000 to \$49,999	4
\$50,000 to \$99,999	3
\$100,000 to \$249,999	8
\$250,000 to \$499,999	-
\$500,000 or more	-
Total farm production expenses (\$1,000)	1,658
Average per farm (\$)	27,641
Net cash farm income of operation (\$1,000)	951
Average per farm (\$)	15,850
Value of agricultural products sold directly to individuals for human consumption (\$1,000)	(D)
Total organic product sales (\$1,000)	-
Total income from farm-related sources, gross before taxes and expenses (\$1,000)	705

See "Census of Agriculture, Volume 1, Geographic Area Series" for complete footnotes, explanations, definitions, and methodology.  
(D) Cannot be disclosed. (Z) Less than half of the unit shown.

# 2007 CENSUS *OF* **AGRICULTURE**

## Cottonwood County – Minnesota

### Farms with Spanish, Hispanic, or Latino Operators Compared with All Farms



Data are not available at this geographic level for farms with Spanish, Hispanic, or Latino operators.



United States Department of Agriculture  
National Agricultural Statistics Service

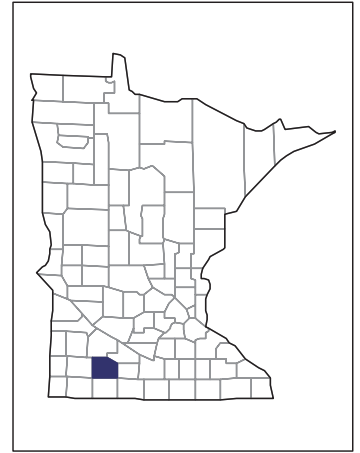
[www.agcensus.usda.gov](http://www.agcensus.usda.gov)



# 2007 CENSUS *OF* AGRICULTURE

## Cottonwood County – Minnesota

### Farms with American Indian or Alaska Native Operators Compared with All Farms



Data are not available at this geographic level for farms with American Indian or Alaska Native operators.



United States Department of Agriculture  
National Agricultural Statistics Service

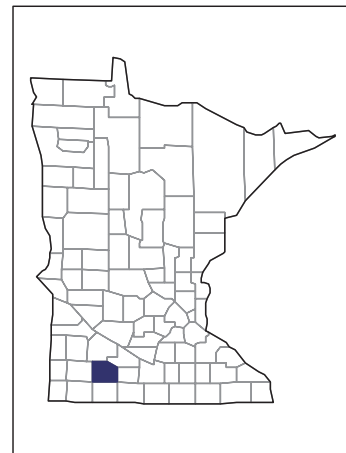
[www.agcensus.usda.gov](http://www.agcensus.usda.gov)



# 2007 CENSUS *OF* AGRICULTURE

**Cottonwood County – Minnesota**

**Farms with Asian Operators  
Compared with All Farms**



**Data are not available at this geographic level for farms with Asian operators.**



United States Department of Agriculture  
National Agricultural Statistics Service

[www.agcensus.usda.gov](http://www.agcensus.usda.gov)

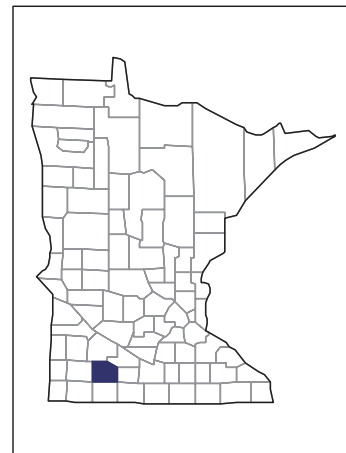




# 2007 CENSUS OF AGRICULTURE

## Cottonwood County – Minnesota

### Farms with Black or African American Operators Compared with All Farms



Data are not available at this geographic level for farms with Black or African American operators.



United States Department of Agriculture  
National Agricultural Statistics Service

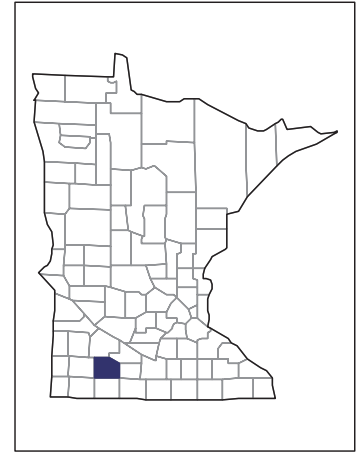
[www.agcensus.usda.gov](http://www.agcensus.usda.gov)



# 2007 CENSUS OF AGRICULTURE

## Cottonwood County – Minnesota

### Farms with Native Hawaiian or Other Pacific Islander Operators Compared with All Farms



Data are not available at this geographic level for farms with Native Hawaiian or Other Pacific Islander operators.



United States Department of Agriculture  
National Agricultural Statistics Service

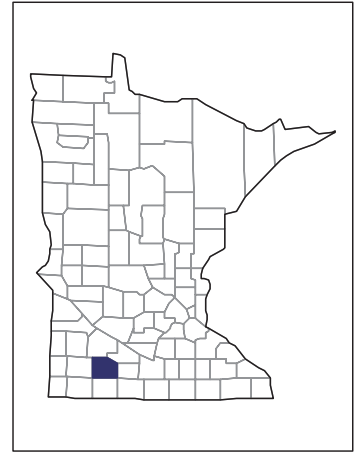
[www.agcensus.usda.gov](http://www.agcensus.usda.gov)



# 2007 CENSUS OF AGRICULTURE

## Cottonwood County – Minnesota

### Farms with White Operators Compared with All Farms



Data are not available at this geographic level for farms with White operators.



United States Department of Agriculture  
National Agricultural Statistics Service

[www.agcensus.usda.gov](http://www.agcensus.usda.gov)

