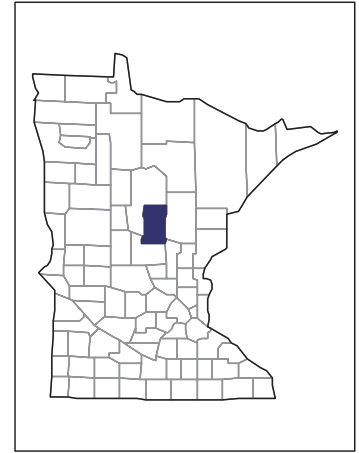


# 2007 CENSUS OF AGRICULTURE



## Crow Wing County – Minnesota

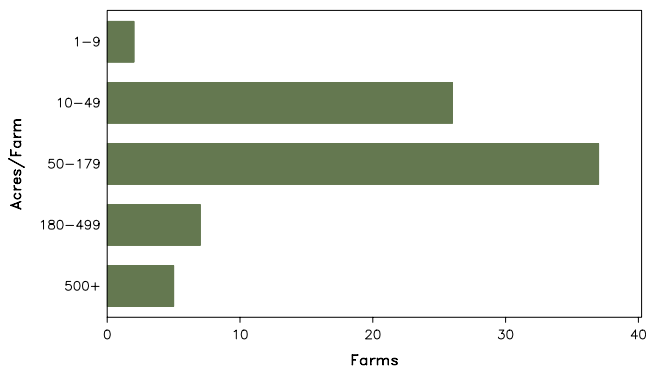
### Farms with Women Principal Operators Compared with All Farms

	Women Principal Operators	All Farms
<b>Number of Farms</b>	77	609
<b>Land in Farms</b>	13,146 acres	121,716 acres
<b>Average Size of Farm</b>	171 acres	200 acres
<b>Market Value of Products Sold</b>	\$722,000	\$13,466,000
Crop Sales	\$453,000	\$5,193,000
Livestock Sales	\$268,000	\$8,273,000
Average Per Farm	\$9,370	\$22,112
<b>Government Payments</b>	\$40,000	\$377,000
Average Per Farm Receiving Payments	\$2,082	\$2,324

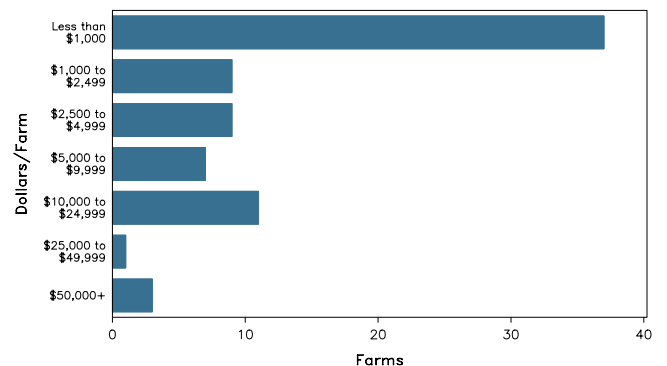
See footnotes on reverse page.

### Farms with Women Principal Operators

Farms by Size



Farms by Economic Size



# 2007 CENSUS OF AGRICULTURE

## Crow Wing County – Minnesota Farms with Women Principal Operators

### Selected Highlights

Item	Farms	Quantity
<b>MARKET VALUE OF AGRICULTURAL PRODUCTS SOLD (\$1,000)</b>		
Total value of agricultural products sold	77	722
Value of crops including nursery and greenhouse	27	453
Value of livestock, poultry, and their products	37	268
<b>VALUE OF SALES BY COMMODITY GROUP (\$1,000)</b>		
Grains, oilseeds, dry beans, and dry peas	8	(D)
Tobacco	-	-
Cotton and cottonseed	-	-
Vegetables, melons, potatoes and sweet potatoes	-	-
Fruits, tree nuts, and berries	1	(D)
Nursery, greenhouse, floriculture, and sod	1	(D)
Cut Christmas trees and short rotation woody crops	-	-
Other crops and hay	20	(D)
Poultry and eggs	11	(D)
Cattle and calves	12	127
Milk and other dairy products from cows	-	-
Hogs and pigs	1	(D)
Sheep, goats, and their products	4	44
Horses, ponies, mules, burros, and donkeys	8	(D)
Aquaculture	-	-
Other animals and other animal products	6	(D)
<b>TOP CROP ITEMS (acres)</b>		
Forage - land used for all hay and haylage, grass silage, and greenchop	35	1,201
Corn for grain	4	929
Soybeans for beans	2	(D)
Corn for silage or greenchop	3	(D)
Oats for grain	4	68
<b>TOP LIVESTOCK INVENTORY ITEMS (number)</b>		
Pheasants	1	(D)
Sheep and lambs	5	596
Rabbits and their pelts	8	392
Cattle and calves	14	359
Horses and ponies	41	359

### Operator Characteristics

Item	Quantity
Primary occupation:	
Farming	21
Other	56
Days worked off farm:	
None	37
Any	40
Years on present farm:	
2 years or less	-
3 to 4 years	4
5 to 9 years	13
10 years or more	60
Age group:	
Under 45 years	10
45 to 64 years	34
65 years and over	33
Average age of principal operator (years)	59.8

### Economic Characteristics

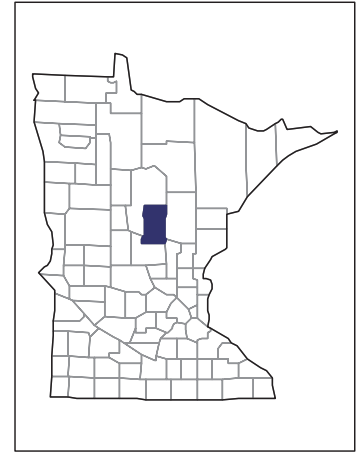
Item	Quantity
Farms by value of sales:	
Less than \$1,000	41
\$1,000 to \$2,499	8
\$2,500 to \$4,999	7
\$5,000 to \$9,999	7
\$10,000 to \$49,999	11
\$50,000 to \$99,999	1
\$100,000 to \$249,999	2
\$250,000 to \$499,999	-
\$500,000 or more	-
Total farm production expenses (\$1,000)	941
Average per farm (\$)	12,227
Net cash farm income of operation (\$1,000)	-132
Average per farm (\$)	-1,710
Value of agricultural products sold directly to individuals for human consumption (\$1,000)	(D)
Total organic product sales (\$1,000)	-
Total income from farm-related sources, gross before taxes and expenses (\$1,000)	49

See "Census of Agriculture, Volume 1, Geographic Area Series" for complete footnotes, explanations, definitions, and methodology.  
(D) Cannot be disclosed. (Z) Less than half of the unit shown.

# 2007 CENSUS *OF* **AGRICULTURE**

## **Crow Wing County – Minnesota**

### **Farms with Spanish, Hispanic, or Latino Operators Compared with All Farms**



**Data are not available at this geographic level for farms with Spanish, Hispanic, or Latino operators.**



United States Department of Agriculture  
National Agricultural Statistics Service

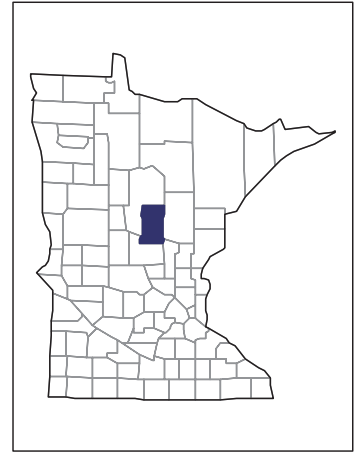
[www.agcensus.usda.gov](http://www.agcensus.usda.gov)



# 2007 CENSUS OF AGRICULTURE

## Crow Wing County – Minnesota

### Farms with American Indian or Alaska Native Operators Compared with All Farms



Data are not available at this geographic level for farms with American Indian or Alaska Native operators.



United States Department of Agriculture  
National Agricultural Statistics Service

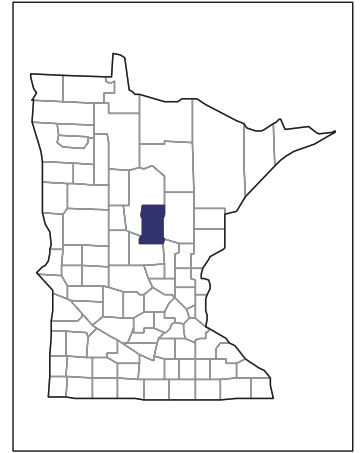
[www.agcensus.usda.gov](http://www.agcensus.usda.gov)



# 2007 CENSUS *OF* AGRICULTURE

**Crow Wing County – Minnesota**

**Farms with Asian Operators  
Compared with All Farms**



**Data are not available at this geographic level for farms with Asian operators.**



United States Department of Agriculture  
National Agricultural Statistics Service

[www.agcensus.usda.gov](http://www.agcensus.usda.gov)

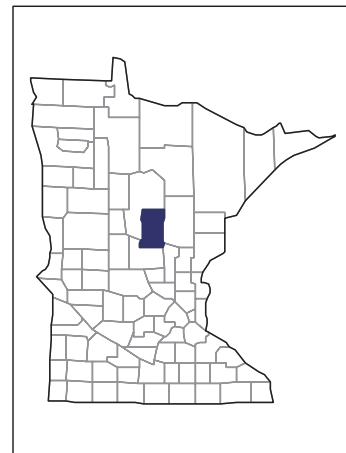




# 2007 CENSUS *OF* **AGRICULTURE**

## **Crow Wing County – Minnesota**

### **Farms with Black or African American Operators Compared with All Farms**



**Data are not available at this geographic level for farms with Black or African American operators.**



United States Department of Agriculture  
National Agricultural Statistics Service

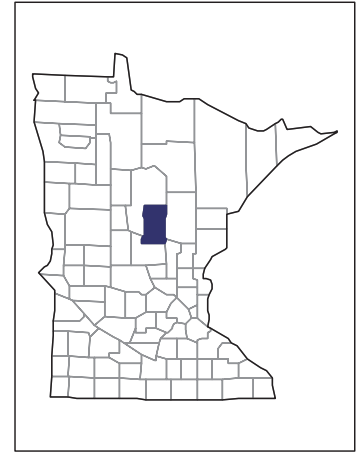
[www.agcensus.usda.gov](http://www.agcensus.usda.gov)



# 2007 CENSUS OF AGRICULTURE

## Crow Wing County – Minnesota

### Farms with Native Hawaiian or Other Pacific Islander Operators Compared with All Farms



Data are not available at this geographic level for farms with Native Hawaiian or Other Pacific Islander operators.



United States Department of Agriculture  
National Agricultural Statistics Service

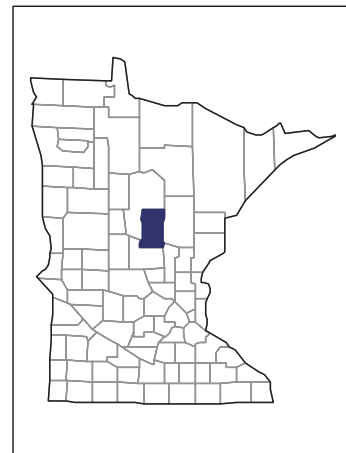
[www.agcensus.usda.gov](http://www.agcensus.usda.gov)



# 2007 CENSUS OF AGRICULTURE

## Crow Wing County – Minnesota

### Farms with White Operators Compared with All Farms



Data are not available at this geographic level for farms with White operators.



United States Department of Agriculture  
National Agricultural Statistics Service

[www.agcensus.usda.gov](http://www.agcensus.usda.gov)

