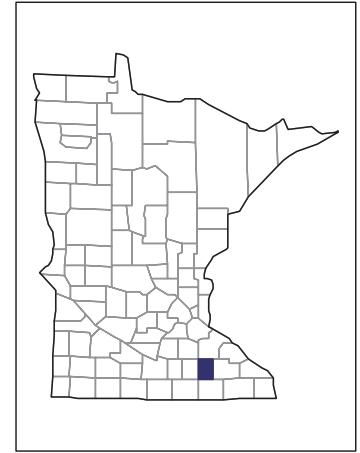


2007 CENSUS OF AGRICULTURE



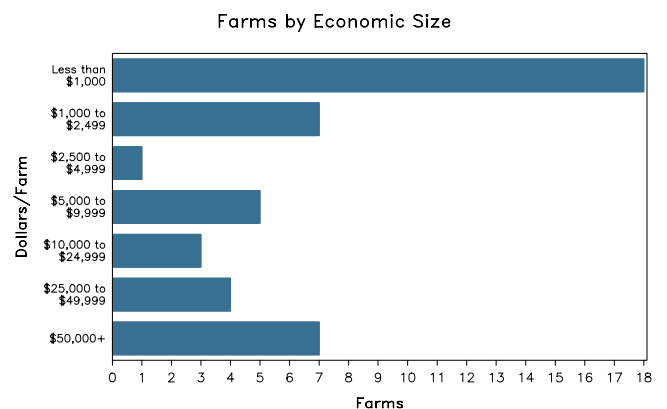
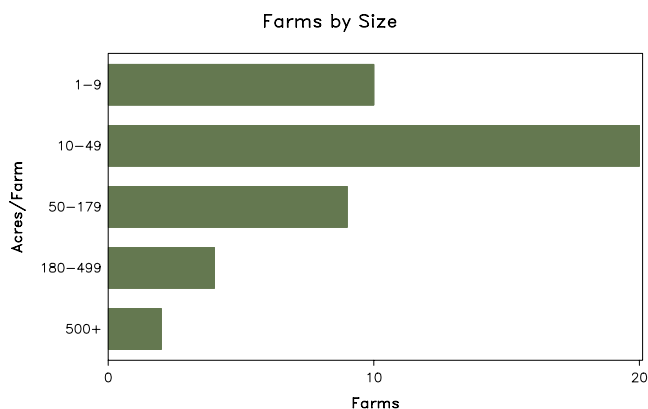
Dodge County – Minnesota

Farms with Women Principal Operators Compared with All Farms

	Women Principal Operators	All Farms
Number of Farms	45	723
Land in Farms	3,278 acres	248,125 acres
Average Size of Farm	73 acres	343 acres
Market Value of Products Sold	\$3,193,000	\$172,962,000
Crop Sales	\$890,000	\$91,966,000
Livestock Sales	\$2,304,000	\$80,996,000
Average Per Farm	\$70,966	\$239,228
Government Payments	\$48,000	\$4,465,000
Average Per Farm Receiving Payments	\$2,087	\$8,737

See footnotes on reverse page.

Farms with Women Principal Operators



2007 CENSUS OF AGRICULTURE

Dodge County – Minnesota Farms with Women Principal Operators

Selected Highlights

Item	Farms	Quantity
MARKET VALUE OF AGRICULTURAL PRODUCTS SOLD (\$1,000)		
Total value of agricultural products sold	45	3,193
Value of crops including nursery and greenhouse	16	890
Value of livestock, poultry, and their products	11	2,304
VALUE OF SALES BY COMMODITY GROUP (\$1,000)		
Grains, oilseeds, dry beans, and dry peas	12	(D)
Tobacco	-	-
Cotton and cottonseed	-	-
Vegetables, melons, potatoes and sweet potatoes	3	27
Fruits, tree nuts, and berries	3	18
Nursery, greenhouse, floriculture, and sod	2	(D)
Cut Christmas trees and short rotation woody crops	-	-
Other crops and hay	1	(D)
Poultry and eggs	-	-
Cattle and calves	9	179
Milk and other dairy products from cows	2	(D)
Hogs and pigs	1	(D)
Sheep, goats, and their products	1	(D)
Horses, ponies, mules, burros, and donkeys	3	17
Aquaculture	-	-
Other animals and other animal products	-	-
TOP CROP ITEMS (acres)		
Corn for grain	10	1,072
Soybeans for beans	6	472
Forage - land used for all hay and haylage, grass silage, and greenchop	5	201
Corn for silage or greenchop	2	(D)
Oats for grain	2	(D)
TOP LIVESTOCK INVENTORY ITEMS (number)		
Cattle and calves	9	607
Horses and ponies	16	124
Llamas	2	(D)
Goats, all	1	(D)

Operator Characteristics

Item	Quantity
Primary occupation:	
Farming	15
Other	30
Days worked off farm:	
None	23
Any	22
Years on present farm:	
2 years or less	1
3 to 4 years	6
5 to 9 years	12
10 years or more	26
Age group:	
Under 45 years	7
45 to 64 years	22
65 years and over	16
Average age of principal operator (years)	58.6

Economic Characteristics

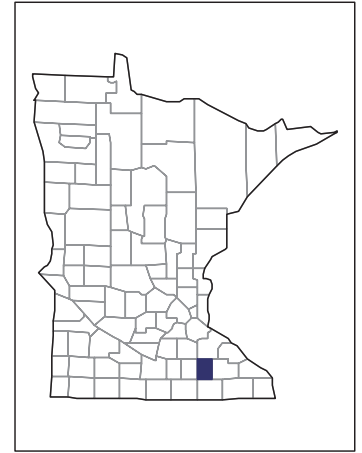
Item	Quantity
Farms by value of sales:	
Less than \$1,000	22
\$1,000 to \$2,499	4
\$2,500 to \$4,999	-
\$5,000 to \$9,999	5
\$10,000 to \$49,999	7
\$50,000 to \$99,999	2
\$100,000 to \$249,999	1
\$250,000 to \$499,999	2
\$500,000 or more	2
Total farm production expenses (\$1,000)	3,097
Average per farm (\$)	68,818
Net cash farm income of operation (\$1,000)	586
Average per farm (\$)	13,013
Value of agricultural products sold directly to individuals for human consumption (\$1,000)	34
Total organic product sales (\$1,000)	38
Total income from farm-related sources, gross before taxes and expenses (\$1,000)	441

See "Census of Agriculture, Volume 1, Geographic Area Series" for complete footnotes, explanations, definitions, and methodology.
(D) Cannot be disclosed. (Z) Less than half of the unit shown.

2007 CENSUS *OF* AGRICULTURE

Dodge County – Minnesota

Farms with Spanish, Hispanic, or Latino Operators Compared with All Farms



Data are not available at this geographic level for farms with Spanish, Hispanic, or Latino operators.



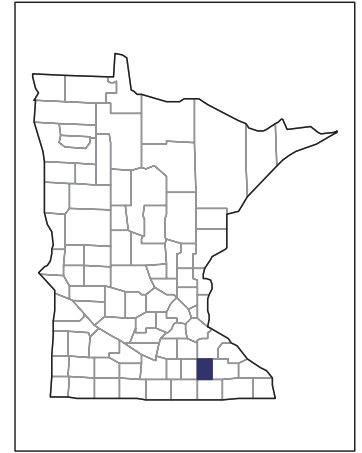
United States Department of Agriculture
National Agricultural Statistics Service

www.agcensus.usda.gov

2007 CENSUS OF AGRICULTURE

Dodge County – Minnesota

Farms with American Indian or Alaska Native Operators Compared with All Farms



Data are not available at this geographic level for farms with American Indian or Alaska Native operators.



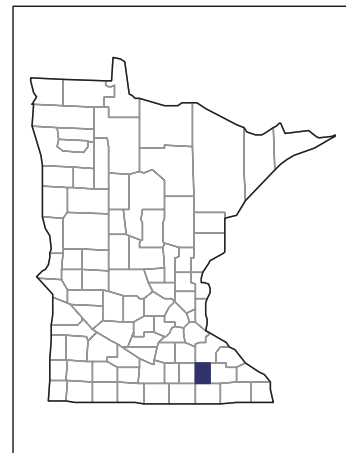
United States Department of Agriculture
National Agricultural Statistics Service

www.agcensus.usda.gov

2007 CENSUS *OF* AGRICULTURE

Dodge County – Minnesota

**Farms with Asian Operators
Compared with All Farms**



Data are not available at this geographic level for farms with Asian operators.



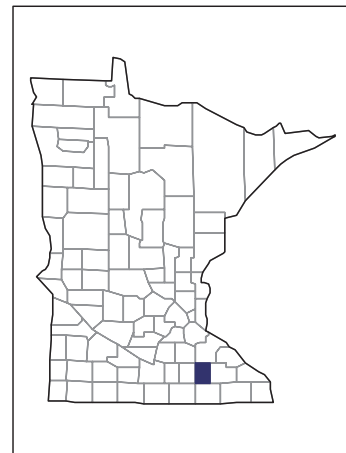
United States Department of Agriculture
National Agricultural Statistics Service

www.agcensus.usda.gov

2007 CENSUS OF AGRICULTURE

Dodge County – Minnesota

Farms with Black or African American Operators Compared with All Farms



Data are not available at this geographic level for farms with Black or African American operators.



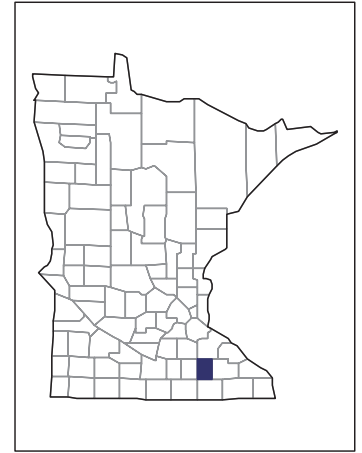
United States Department of Agriculture
National Agricultural Statistics Service

www.agcensus.usda.gov

2007 CENSUS *OF* AGRICULTURE

Dodge County – Minnesota

Farms with Native Hawaiian or Other Pacific Islander Operators Compared with All Farms



Data are not available at this geographic level for farms with Native Hawaiian or Other Pacific Islander operators.



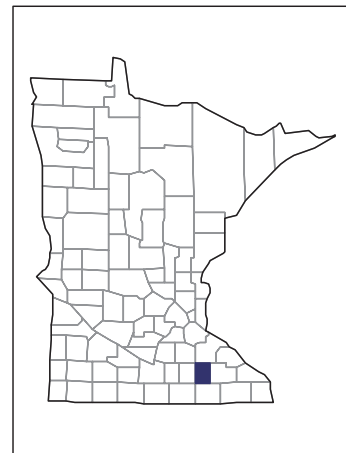
United States Department of Agriculture
National Agricultural Statistics Service

www.agcensus.usda.gov

2007 CENSUS *OF* AGRICULTURE

Dodge County – Minnesota

**Farms with White Operators
Compared with All Farms**



Data are not available at this geographic level for farms with White operators.



United States Department of Agriculture
National Agricultural Statistics Service

www.agcensus.usda.gov

