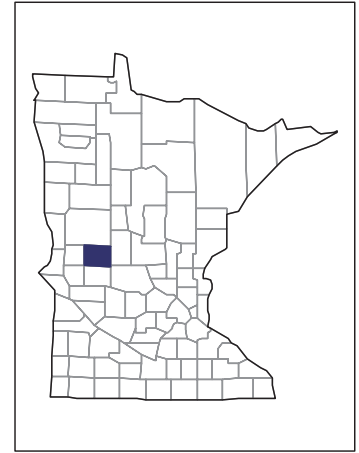


2007 CENSUS OF AGRICULTURE



Douglas County – Minnesota

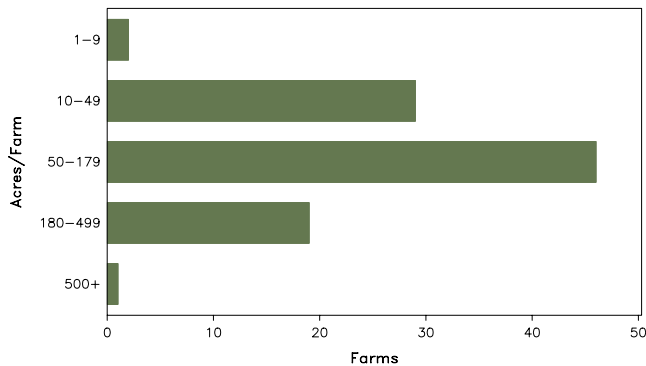
Farms with Women Principal Operators Compared with All Farms

	Women Principal Operators	All Farms
Number of Farms	97	1,199
Land in Farms	11,092 acres	262,695 acres
Average Size of Farm	114 acres	219 acres
Market Value of Products Sold	\$1,097,000	\$65,297,000
Crop Sales	\$640,000	\$32,063,000
Livestock Sales	\$457,000	\$33,233,000
Average Per Farm	\$11,314	\$54,459
Government Payments	\$214,000	\$3,726,000
Average Per Farm Receiving Payments	\$3,146	\$4,037

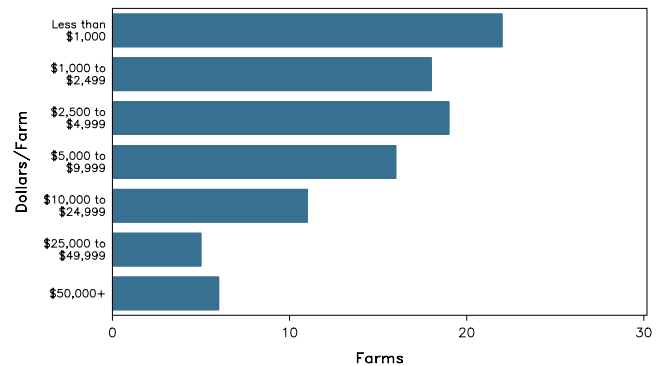
See footnotes on reverse page.

Farms with Women Principal Operators

Farms by Size



Farms by Economic Size



2007 CENSUS OF AGRICULTURE

Douglas County – Minnesota Farms with Women Principal Operators

Selected Highlights

Item	Farms	Quantity
MARKET VALUE OF AGRICULTURAL PRODUCTS SOLD (\$1,000)		
Total value of agricultural products sold	97	1,097
Value of crops including nursery and greenhouse	31	640
Value of livestock, poultry, and their products	21	457
VALUE OF SALES BY COMMODITY GROUP (\$1,000)		
Grains, oilseeds, dry beans, and dry peas	15	(D)
Tobacco	-	-
Cotton and cottonseed	-	-
Vegetables, melons, potatoes and sweet potatoes	4	(D)
Fruits, tree nuts, and berries	3	(D)
Nursery, greenhouse, floriculture, and sod	1	(D)
Cut Christmas trees and short rotation woody crops	-	-
Other crops and hay	16	94
Poultry and eggs	5	5
Cattle and calves	14	(D)
Milk and other dairy products from cows	2	(D)
Hogs and pigs	3	3
Sheep, goats, and their products	2	(D)
Horses, ponies, mules, burros, and donkeys	4	24
Aquaculture	-	-
Other animals and other animal products	1	(D)
TOP CROP ITEMS (acres)		
Soybeans for beans	10	1,052
Forage - land used for all hay and haylage, grass silage, and greenchop	26	679
Corn for grain	9	576
Wheat for grain, all	4	204
Oats for grain	4	153
TOP LIVESTOCK INVENTORY ITEMS (number)		
Cattle and calves	17	433
Horses and ponies	13	291
Broilers and other meat-type chickens	2	(D)
Sheep and lambs	2	(D)
Layers	3	80

Operator Characteristics

Item	Quantity
Primary occupation:	
Farming	29
Other	68
Days worked off farm:	
None	40
Any	57
Years on present farm:	
2 years or less	2
3 to 4 years	7
5 to 9 years	18
10 years or more	70
Age group:	
Under 45 years	14
45 to 64 years	39
65 years and over	44
Average age of principal operator (years)	61.7

Economic Characteristics

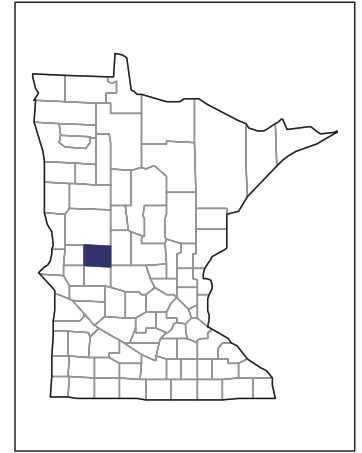
Item	Quantity
Farms by value of sales:	
Less than \$1,000	60
\$1,000 to \$2,499	9
\$2,500 to \$4,999	2
\$5,000 to \$9,999	5
\$10,000 to \$49,999	15
\$50,000 to \$99,999	3
\$100,000 to \$249,999	3
\$250,000 to \$499,999	-
\$500,000 or more	-
Total farm production expenses (\$1,000)	1,321
Average per farm (\$)	13,621
Net cash farm income of operation (\$1,000)	101
Average per farm (\$)	1,036
Value of agricultural products sold directly to individuals for human consumption (\$1,000)	23
Total organic product sales (\$1,000)	-
Total income from farm-related sources, gross before taxes and expenses (\$1,000)	110

See "Census of Agriculture, Volume 1, Geographic Area Series" for complete footnotes, explanations, definitions, and methodology.
(D) Cannot be disclosed. (Z) Less than half of the unit shown.

2007 CENSUS *OF* **AGRICULTURE**

Douglas County – Minnesota

Farms with Spanish, Hispanic, or Latino Operators Compared with All Farms



Data are not available at this geographic level for farms with Spanish, Hispanic, or Latino operators.



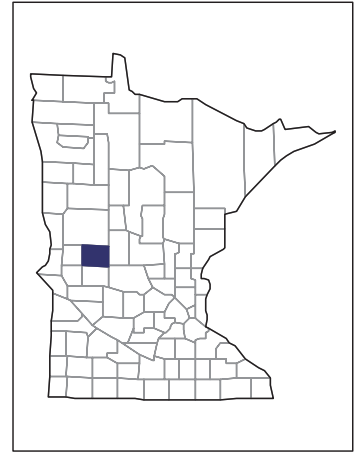
United States Department of Agriculture
National Agricultural Statistics Service

www.agcensus.usda.gov

2007 CENSUS OF AGRICULTURE

Douglas County – Minnesota

Farms with American Indian or Alaska Native Operators Compared with All Farms



Data are not available at this geographic level for farms with American Indian or Alaska Native operators.



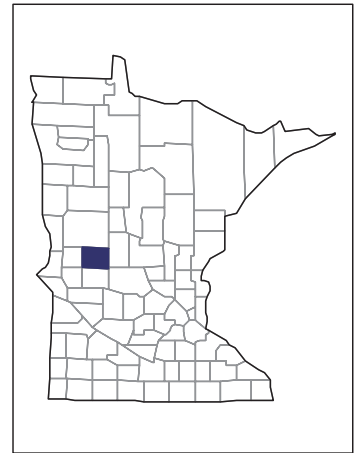
United States Department of Agriculture
National Agricultural Statistics Service

www.agcensus.usda.gov

2007 CENSUS *OF* **AGRICULTURE**

Douglas County – Minnesota

**Farms with Asian Operators
Compared with All Farms**



Data are not available at this geographic level for farms with Asian operators.



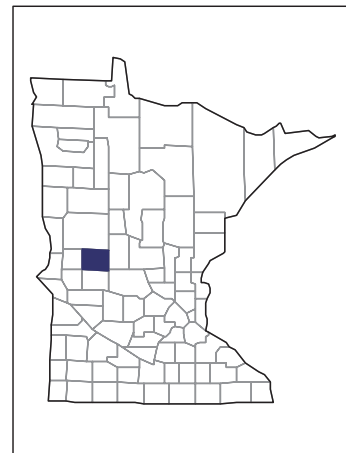
United States Department of Agriculture
National Agricultural Statistics Service

www.agcensus.usda.gov

2007 CENSUS *OF* AGRICULTURE

Douglas County – Minnesota

Farms with Black or African American Operators Compared with All Farms



Data are not available at this geographic level for farms with Black or African American operators.



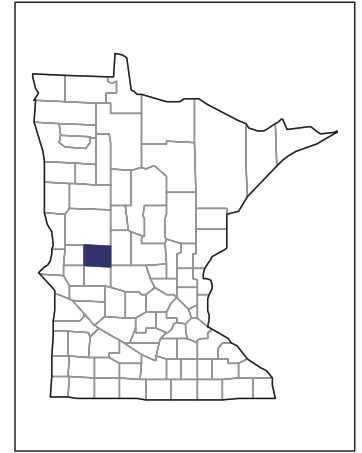
United States Department of Agriculture
National Agricultural Statistics Service

www.agcensus.usda.gov

2007 CENSUS OF AGRICULTURE

Douglas County – Minnesota

Farms with Native Hawaiian or Other Pacific Islander Operators Compared with All Farms



Data are not available at this geographic level for farms with Native Hawaiian or Other Pacific Islander operators.



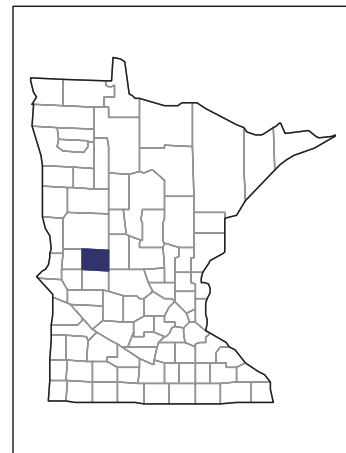
United States Department of Agriculture
National Agricultural Statistics Service

www.agcensus.usda.gov

2007 CENSUS OF AGRICULTURE

Douglas County – Minnesota

**Farms with White Operators
Compared with All Farms**



Data are not available at this geographic level for farms with White operators.



United States Department of Agriculture
National Agricultural Statistics Service

www.agcensus.usda.gov

