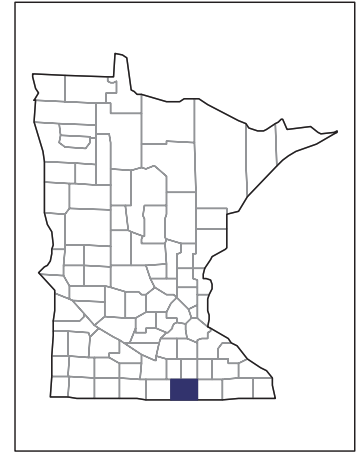


2007 CENSUS OF AGRICULTURE



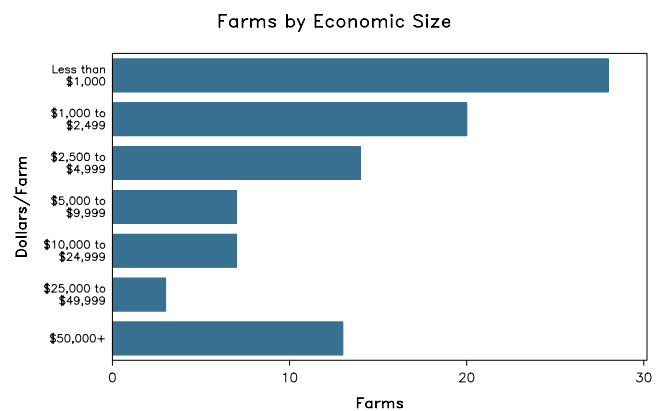
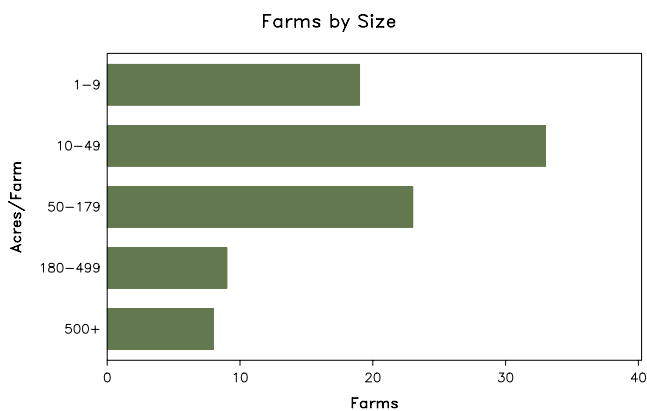
Freeborn County – Minnesota

Farms with Women Principal Operators Compared with All Farms

	Women Principal Operators	All Farms
Number of Farms	92	1,257
Land in Farms	10,550 acres	388,488 acres
Average Size of Farm	115 acres	309 acres
Market Value of Products Sold	\$3,043,000	\$256,143,000
Crop Sales	\$2,407,000	\$160,732,000
Livestock Sales	\$636,000	\$95,411,000
Average Per Farm	\$33,071	\$203,773
Government Payments	\$295,000	\$8,345,000
Average Per Farm Receiving Payments	\$4,538	\$8,481

See footnotes on reverse page.

Farms with Women Principal Operators



2007 CENSUS OF AGRICULTURE

Freeborn County – Minnesota Farms with Women Principal Operators

Selected Highlights

Item	Farms	Quantity
MARKET VALUE OF AGRICULTURAL PRODUCTS SOLD (\$1,000)		
Total value of agricultural products sold	92	3,043
Value of crops including nursery and greenhouse	25	2,407
Value of livestock, poultry, and their products	16	636
VALUE OF SALES BY COMMODITY GROUP (\$1,000)		
Grains, oilseeds, dry beans, and dry peas	21	(D)
Tobacco	-	-
Cotton and cottonseed	-	-
Vegetables, melons, potatoes and sweet potatoes	3	(D)
Fruits, tree nuts, and berries	1	(D)
Nursery, greenhouse, floriculture, and sod	1	(D)
Cut Christmas trees and short rotation woody crops	-	-
Other crops and hay	3	-
Poultry and eggs	2	(D)
Cattle and calves	11	(D)
Milk and other dairy products from cows	1	(D)
Hogs and pigs	1	(D)
Sheep, goats, and their products	2	(D)
Horses, ponies, mules, burros, and donkeys	3	4
Aquaculture	-	-
Other animals and other animal products	-	-
TOP CROP ITEMS (acres)		
Corn for grain	19	3,575
Soybeans for beans	14	1,533
Forage - land used for all hay and haylage, grass silage, and greenchop	10	124
Vegetables harvested for sale	3	9
Sweet corn	2	(D)
TOP LIVESTOCK INVENTORY ITEMS (number)		
Cattle and calves	20	880
Layers	2	(D)
Horses and ponies	8	76
Goats, all	3	40
Elk	1	(D)

Operator Characteristics

Item	Quantity
Primary occupation:	
Farming	33
Other	59
Days worked off farm:	
None	59
Any	33
Years on present farm:	
2 years or less	1
3 to 4 years	12
5 to 9 years	12
10 years or more	67
Age group:	
Under 45 years	14
45 to 64 years	29
65 years and over	49
Average age of principal operator (years)	62.4

Economic Characteristics

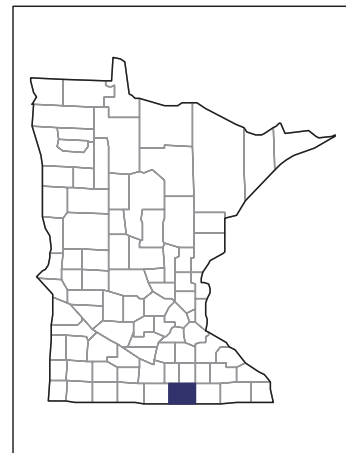
Item	Quantity
Farms by value of sales:	
Less than \$1,000	61
\$1,000 to \$2,499	4
\$2,500 to \$4,999	3
\$5,000 to \$9,999	4
\$10,000 to \$49,999	9
\$50,000 to \$99,999	5
\$100,000 to \$249,999	1
\$250,000 to \$499,999	3
\$500,000 or more	2
Total farm production expenses (\$1,000)	2,471
Average per farm (\$)	26,860
Net cash farm income of operation (\$1,000)	1,764
Average per farm (\$)	19,179
Value of agricultural products sold directly to individuals for human consumption (\$1,000)	27
Total organic product sales (\$1,000)	(D)
Total income from farm-related sources, gross before taxes and expenses (\$1,000)	898

See "Census of Agriculture, Volume 1, Geographic Area Series" for complete footnotes, explanations, definitions, and methodology.
(D) Cannot be disclosed. (Z) Less than half of the unit shown.

2007 CENSUS OF AGRICULTURE

Freeborn County – Minnesota

Farms with Spanish, Hispanic, or Latino Operators Compared with All Farms



Data are not available at this geographic level for farms with Spanish, Hispanic, or Latino operators.



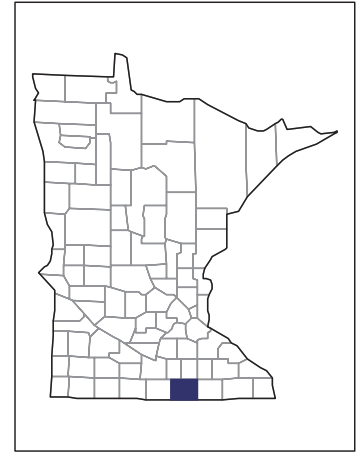
United States Department of Agriculture
National Agricultural Statistics Service

www.agcensus.usda.gov

2007 CENSUS OF AGRICULTURE

Freeborn County – Minnesota

Farms with American Indian or Alaska Native Operators Compared with All Farms



Data are not available at this geographic level for farms with American Indian or Alaska Native operators.



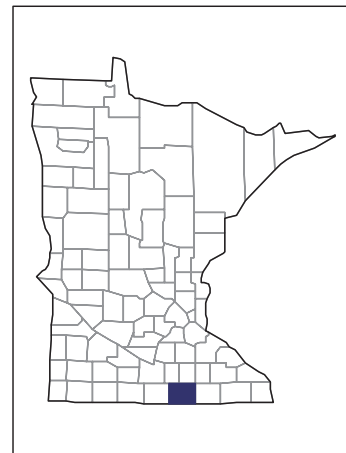
United States Department of Agriculture
National Agricultural Statistics Service

www.agcensus.usda.gov

2007 CENSUS *OF* AGRICULTURE

Freeborn County – Minnesota

**Farms with Asian Operators
Compared with All Farms**



Data are not available at this geographic level for farms with Asian operators.



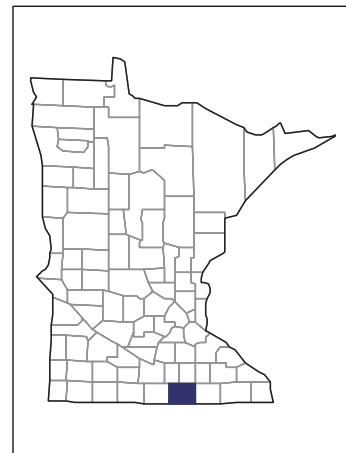
United States Department of Agriculture
National Agricultural Statistics Service

www.agcensus.usda.gov

2007 CENSUS *OF* **AGRICULTURE**

Freeborn County – Minnesota

Farms with Black or African American Operators Compared with All Farms



Data are not available at this geographic level for farms with Black or African American operators.



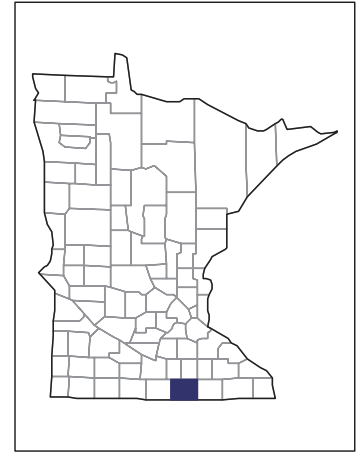
United States Department of Agriculture
National Agricultural Statistics Service

www.agcensus.usda.gov

2007 CENSUS OF AGRICULTURE

Freeborn County – Minnesota

Farms with Native Hawaiian or Other Pacific Islander Operators Compared with All Farms



Data are not available at this geographic level for farms with Native Hawaiian or Other Pacific Islander operators.



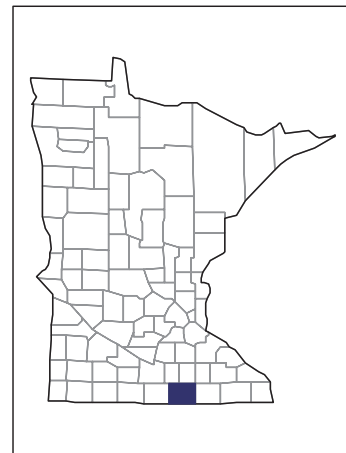
United States Department of Agriculture
National Agricultural Statistics Service

www.agcensus.usda.gov

2007 CENSUS *OF* AGRICULTURE

Freeborn County – Minnesota

**Farms with White Operators
Compared with All Farms**



Data are not available at this geographic level for farms with White operators.



United States Department of Agriculture
National Agricultural Statistics Service

www.agcensus.usda.gov

