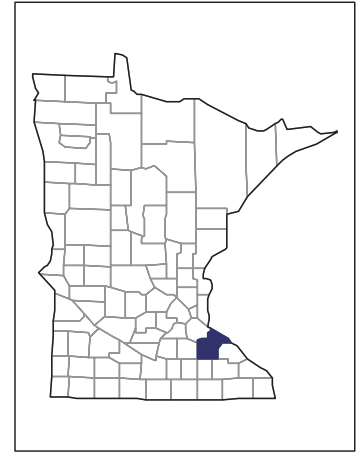


# 2007 CENSUS OF AGRICULTURE



## Goodhue County – Minnesota

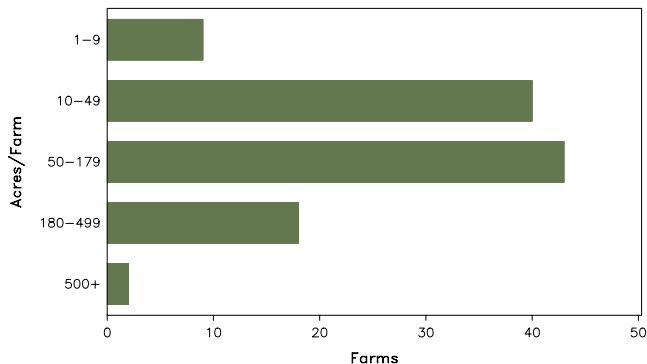
### Farms with Women Principal Operators Compared with All Farms

	Women Principal Operators	All Farms
<b>Number of Farms</b>	112	1,644
<b>Land in Farms</b>	30,250 acres	396,743 acres
<b>Average Size of Farm</b>	270 acres	241 acres
<b>Market Value of Products Sold</b>	\$15,246,000	\$263,970,000
Crop Sales	(D)	\$124,283,000
Livestock Sales	(D)	\$139,687,000
Average Per Farm	\$136,128	\$160,566
<b>Government Payments</b>	\$481,000	\$7,038,000
Average Per Farm Receiving Payments	\$7,891	\$6,273

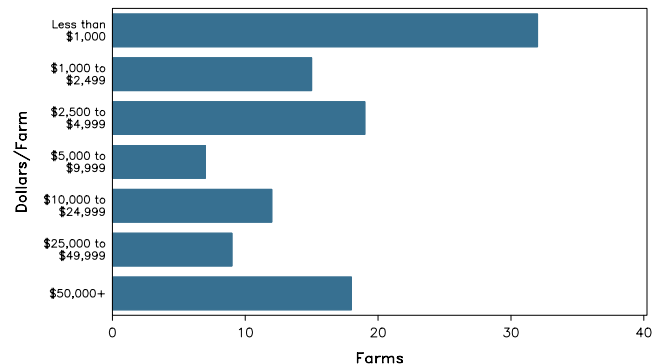
See footnotes on reverse page.

### Farms with Women Principal Operators

Farms by Size



Farms by Economic Size



# 2007 CENSUS OF AGRICULTURE

## Goodhue County – Minnesota Farms with Women Principal Operators

### Selected Highlights

Item	Farms	Quantity
<b>MARKET VALUE OF AGRICULTURAL PRODUCTS SOLD (\$1,000)</b>		
Total value of agricultural products sold	112	15,246
Value of crops including nursery and greenhouse	44	(D)
Value of livestock, poultry, and their products	50	(D)
<b>VALUE OF SALES BY COMMODITY GROUP (\$1,000)</b>		
Grains, oilseeds, dry beans, and dry peas	29	(D)
Tobacco	-	-
Cotton and cottonseed	-	-
Vegetables, melons, potatoes and sweet potatoes	8	227
Fruits, tree nuts, and berries	2	(D)
Nursery, greenhouse, floriculture, and sod	-	-
Cut Christmas trees and short rotation woody crops	-	-
Other crops and hay	19	54
Poultry and eggs	12	8
Cattle and calves	27	(D)
Milk and other dairy products from cows	6	648
Hogs and pigs	6	10
Sheep, goats, and their products	12	23
Horses, ponies, mules, burros, and donkeys	10	49
Aquaculture	-	-
Other animals and other animal products	6	(D)
<b>TOP CROP ITEMS (acres)</b>		
Corn for grain	29	(D)
Soybeans for beans	13	(D)
Forage - land used for all hay and haylage, grass silage, and greenchop	35	803
Vegetables harvested for sale	8	260
Sweet corn	4	224
<b>TOP LIVESTOCK INVENTORY ITEMS (number)</b>		
Cattle and calves	29	1,221
Horses and ponies	44	585
Sheep and lambs	9	242
Layers	11	146
Goats, all	8	100

### Operator Characteristics

Item	Quantity
Primary occupation:	
Farming	49
Other	63
Days worked off farm:	
None	37
Any	75
Years on present farm:	
2 years or less	5
3 to 4 years	7
5 to 9 years	14
10 years or more	86
Age group:	
Under 45 years	26
45 to 64 years	59
65 years and over	27
Average age of principal operator (years)	56.1

### Economic Characteristics

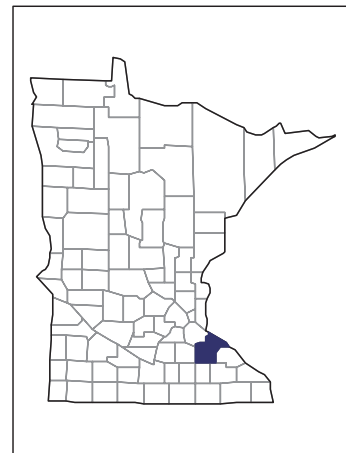
Item	Quantity
Farms by value of sales:	
Less than \$1,000	43
\$1,000 to \$2,499	9
\$2,500 to \$4,999	14
\$5,000 to \$9,999	8
\$10,000 to \$49,999	20
\$50,000 to \$99,999	9
\$100,000 to \$249,999	5
\$250,000 to \$499,999	3
\$500,000 or more	1
Total farm production expenses (\$1,000)	11,242
Average per farm (\$)	100,374
Net cash farm income of operation (\$1,000)	4,912
Average per farm (\$)	43,855
Value of agricultural products sold directly to individuals for human consumption (\$1,000)	51
Total organic product sales (\$1,000)	(D)
Total income from farm-related sources, gross before taxes and expenses (\$1,000)	426

See "Census of Agriculture, Volume 1, Geographic Area Series" for complete footnotes, explanations, definitions, and methodology.  
(D) Cannot be disclosed. (Z) Less than half of the unit shown.

# 2007 CENSUS OF AGRICULTURE

## Goodhue County – Minnesota

### Farms with Spanish, Hispanic, or Latino Operators Compared with All Farms



Data are not available at this geographic level for farms with Spanish, Hispanic, or Latino operators.



United States Department of Agriculture  
National Agricultural Statistics Service

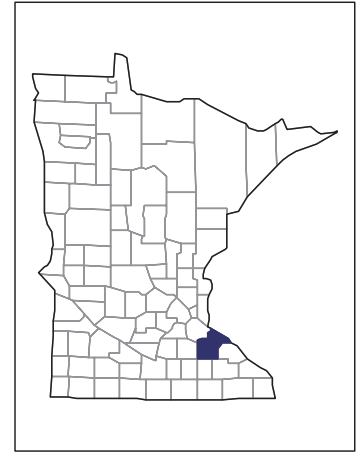
[www.agcensus.usda.gov](http://www.agcensus.usda.gov)



# 2007 CENSUS OF AGRICULTURE

## Goodhue County – Minnesota

### Farms with American Indian or Alaska Native Operators Compared with All Farms



Data are not available at this geographic level for farms with American Indian or Alaska Native operators.



United States Department of Agriculture  
National Agricultural Statistics Service

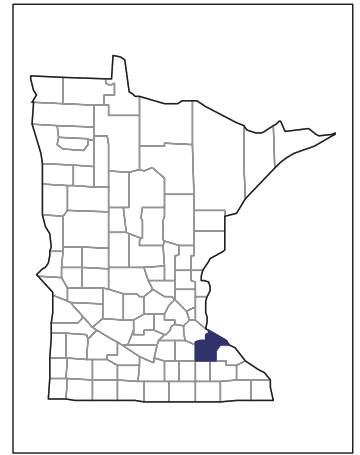
[www.agcensus.usda.gov](http://www.agcensus.usda.gov)



# 2007 CENSUS OF AGRICULTURE

**Goodhue County – Minnesota**

**Farms with Asian Operators  
Compared with All Farms**



**Data are not available at this geographic level for farms with Asian operators.**



United States Department of Agriculture  
National Agricultural Statistics Service

[www.agcensus.usda.gov](http://www.agcensus.usda.gov)

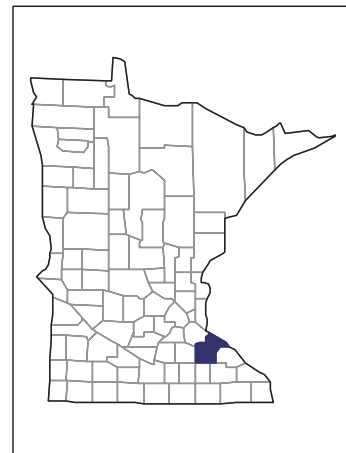




# 2007 CENSUS OF AGRICULTURE

## Goodhue County – Minnesota

### Farms with Black or African American Operators Compared with All Farms



Data are not available at this geographic level for farms with Black or African American operators.



United States Department of Agriculture  
National Agricultural Statistics Service

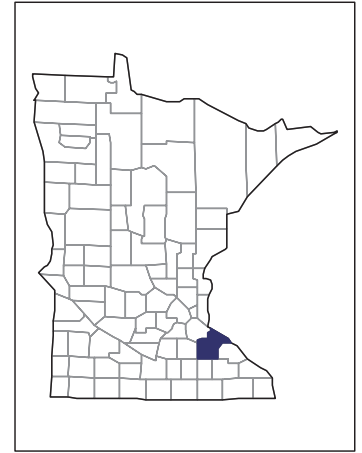
[www.agcensus.usda.gov](http://www.agcensus.usda.gov)



# 2007 CENSUS OF AGRICULTURE

## Goodhue County – Minnesota

### Farms with Native Hawaiian or Other Pacific Islander Operators Compared with All Farms



Data are not available at this geographic level for farms with Native Hawaiian or Other Pacific Islander operators.



United States Department of Agriculture  
National Agricultural Statistics Service

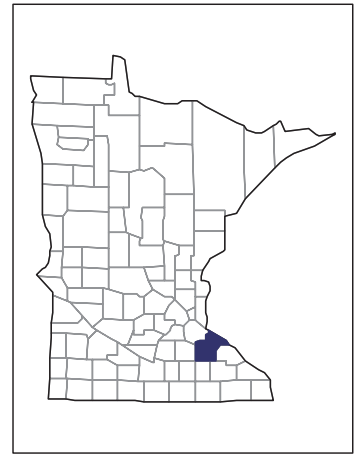
[www.agcensus.usda.gov](http://www.agcensus.usda.gov)



# 2007 CENSUS *OF* **AGRICULTURE**

**Goodhue County – Minnesota**

**Farms with White Operators  
Compared with All Farms**



**Data are not available at this geographic level for farms with White operators.**



United States Department of Agriculture  
National Agricultural Statistics Service

[www.agcensus.usda.gov](http://www.agcensus.usda.gov)

