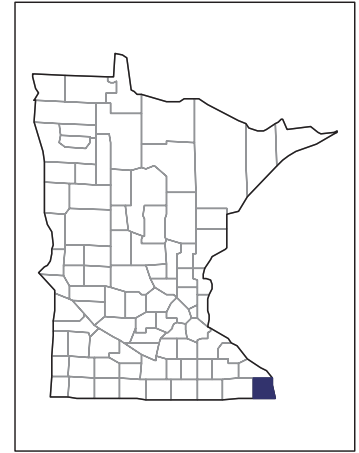


2007 CENSUS OF AGRICULTURE



Houston County – Minnesota

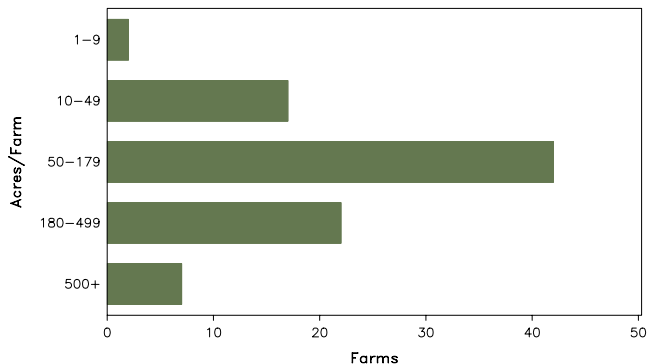
Farms with Women Principal Operators Compared with All Farms

	Women Principal Operators	All Farms
Number of Farms	90	1,041
Land in Farms	15,206 acres	244,404 acres
Average Size of Farm	169 acres	235 acres
Market Value of Products Sold	\$1,921,000	\$90,999,000
Crop Sales	\$1,208,000	\$27,783,000
Livestock Sales	\$713,000	\$63,216,000
Average Per Farm	\$21,341	\$87,415
Government Payments	\$291,000	\$4,096,000
Average Per Farm Receiving Payments	\$4,278	\$4,923

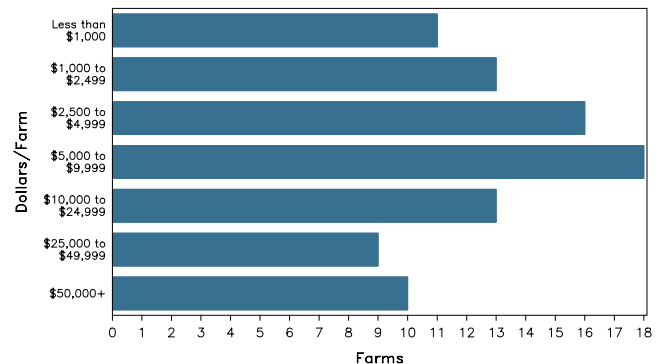
See footnotes on reverse page.

Farms with Women Principal Operators

Farms by Size



Farms by Economic Size



2007 CENSUS OF AGRICULTURE

Houston County – Minnesota Farms with Women Principal Operators

Selected Highlights

Item	Farms	Quantity
MARKET VALUE OF AGRICULTURAL PRODUCTS SOLD (\$1,000)		
Total value of agricultural products sold	90	1,921
Value of crops including nursery and greenhouse	35	1,208
Value of livestock, poultry, and their products	31	713
VALUE OF SALES BY COMMODITY GROUP (\$1,000)		
Grains, oilseeds, dry beans, and dry peas	25	1,078
Tobacco	-	-
Cotton and cottonseed	-	-
Vegetables, melons, potatoes and sweet potatoes	1	(D)
Fruits, tree nuts, and berries	2	(D)
Nursery, greenhouse, floriculture, and sod	2	(D)
Cut Christmas trees and short rotation woody crops	-	-
Other crops and hay	16	91
Poultry and eggs	6	(D)
Cattle and calves	17	(D)
Milk and other dairy products from cows	3	361
Hogs and pigs	1	(D)
Sheep, goats, and their products	10	40
Horses, ponies, mules, burros, and donkeys	5	11
Aquaculture	-	-
Other animals and other animal products	1	(D)
TOP CROP ITEMS (acres)		
Corn for grain	18	1,366
Soybeans for beans	16	1,260
Forage - land used for all hay and haylage, grass silage, and greenchop	34	754
Field and grass seed crops, all	1	(D)
Oats for grain	7	104
TOP LIVESTOCK INVENTORY ITEMS (number)		
Cattle and calves	15	737
Pigeons or squab	2	(D)
Sheep and lambs	7	236
Layers	9	228
Horses and ponies	18	142

Operator Characteristics

Item	Quantity
Primary occupation:	
Farming	33
Other	57
Days worked off farm:	
None	39
Any	51
Years on present farm:	
2 years or less	3
3 to 4 years	11
5 to 9 years	18
10 years or more	58
Age group:	
Under 45 years	10
45 to 64 years	53
65 years and over	27
Average age of principal operator (years)	59.6

Economic Characteristics

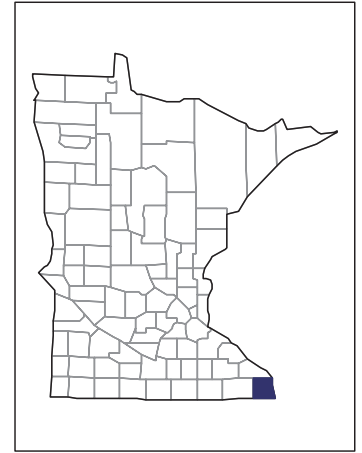
Item	Quantity
Farms by value of sales:	
Less than \$1,000	42
\$1,000 to \$2,499	2
\$2,500 to \$4,999	7
\$5,000 to \$9,999	12
\$10,000 to \$49,999	17
\$50,000 to \$99,999	2
\$100,000 to \$249,999	8
\$250,000 to \$499,999	-
\$500,000 or more	-
Total farm production expenses (\$1,000)	1,618
Average per farm (\$)	17,979
Net cash farm income of operation (\$1,000)	919
Average per farm (\$)	10,208
Value of agricultural products sold directly to individuals for human consumption (\$1,000)	12
Total organic product sales (\$1,000)	(D)
Total income from farm-related sources, gross before taxes and expenses (\$1,000)	325

See "Census of Agriculture, Volume 1, Geographic Area Series" for complete footnotes, explanations, definitions, and methodology.
(D) Cannot be disclosed. (Z) Less than half of the unit shown.

2007 CENSUS OF AGRICULTURE

Houston County – Minnesota

Farms with Spanish, Hispanic, or Latino Operators Compared with All Farms



Data are not available at this geographic level for farms with Spanish, Hispanic, or Latino operators.



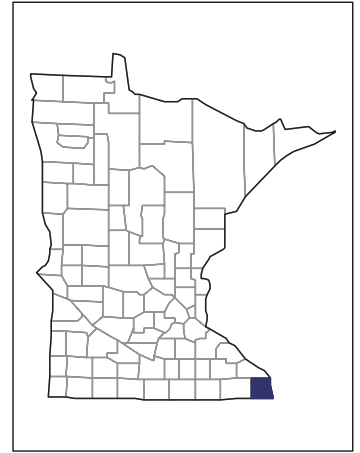
United States Department of Agriculture
National Agricultural Statistics Service

www.agcensus.usda.gov

2007 CENSUS *OF* AGRICULTURE

Houston County – Minnesota

Farms with American Indian or Alaska Native Operators Compared with All Farms



Data are not available at this geographic level for farms with American Indian or Alaska Native operators.



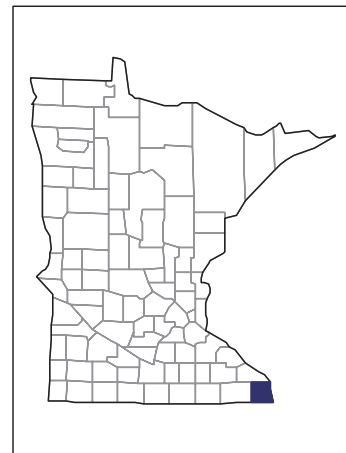
United States Department of Agriculture
National Agricultural Statistics Service

www.agcensus.usda.gov

2007 CENSUS *OF* AGRICULTURE

Houston County – Minnesota

**Farms with Asian Operators
Compared with All Farms**



Data are not available at this geographic level for farms with Asian operators.



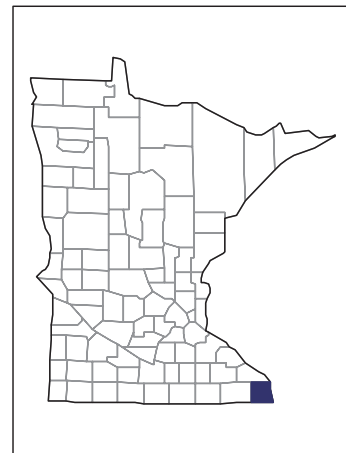
United States Department of Agriculture
National Agricultural Statistics Service

www.agcensus.usda.gov

2007 CENSUS OF AGRICULTURE

Houston County – Minnesota

Farms with Black or African American Operators Compared with All Farms



Data are not available at this geographic level for farms with Black or African American operators.



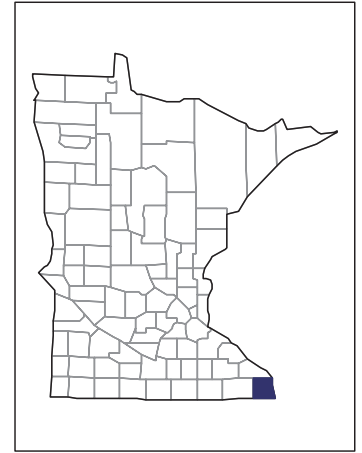
United States Department of Agriculture
National Agricultural Statistics Service

www.agcensus.usda.gov

2007 CENSUS *OF* AGRICULTURE

Houston County – Minnesota

Farms with Native Hawaiian or Other Pacific Islander Operators Compared with All Farms



Data are not available at this geographic level for farms with Native Hawaiian or Other Pacific Islander operators.



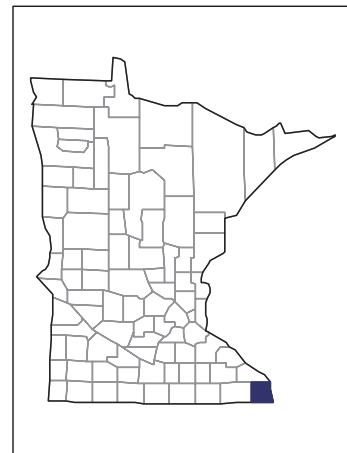
United States Department of Agriculture
National Agricultural Statistics Service

www.agcensus.usda.gov

2007 CENSUS *OF* AGRICULTURE

Houston County – Minnesota

**Farms with White Operators
Compared with All Farms**



Data are not available at this geographic level for farms with White operators.



United States Department of Agriculture
National Agricultural Statistics Service

www.agcensus.usda.gov

