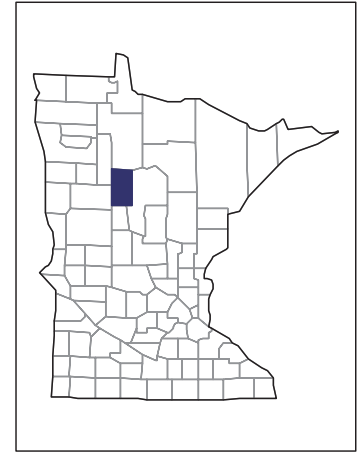


2007 CENSUS OF AGRICULTURE



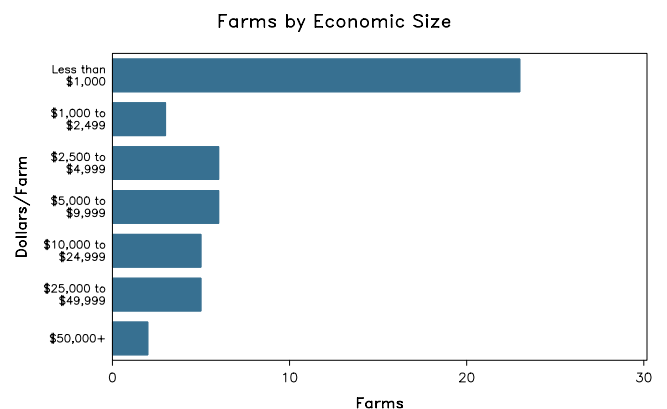
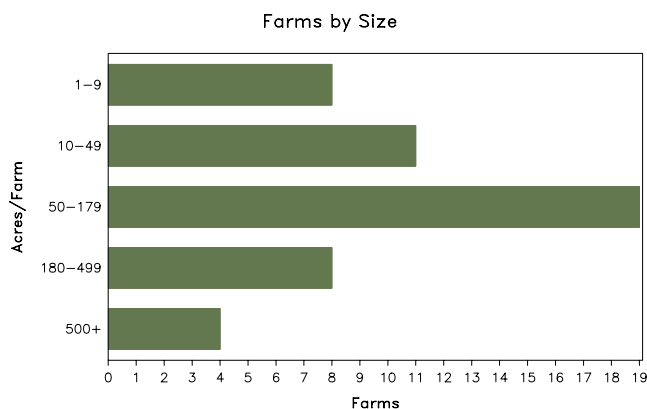
Hubbard County – Minnesota

Farms with Women Principal Operators Compared with All Farms

	Women Principal Operators	All Farms
Number of Farms	50	468
Land in Farms	8,791 acres	126,198 acres
Average Size of Farm	176 acres	270 acres
Market Value of Products Sold	\$691,000	\$32,621,000
Crop Sales	\$463,000	\$27,586,000
Livestock Sales	\$228,000	\$5,035,000
Average Per Farm	\$13,813	\$69,702
Government Payments	\$23,000	\$525,000
Average Per Farm Receiving Payments	\$1,522	\$3,981

See footnotes on reverse page.

Farms with Women Principal Operators



2007 CENSUS OF AGRICULTURE

Hubbard County – Minnesota Farms with Women Principal Operators

Selected Highlights

Item	Farms	Quantity
MARKET VALUE OF AGRICULTURAL PRODUCTS SOLD (\$1,000)		
Total value of agricultural products sold	50	691
Value of crops including nursery and greenhouse	20	463
Value of livestock, poultry, and their products	17	228
VALUE OF SALES BY COMMODITY GROUP (\$1,000)		
Grains, oilseeds, dry beans, and dry peas	2	(D)
Tobacco	-	-
Cotton and cottonseed	-	-
Vegetables, melons, potatoes and sweet potatoes	8	129
Fruits, tree nuts, and berries	6	20
Nursery, greenhouse, floriculture, and sod	2	(D)
Cut Christmas trees and short rotation woody crops	2	(D)
Other crops and hay	10	(D)
Poultry and eggs	6	2
Cattle and calves	6	(D)
Milk and other dairy products from cows	-	-
Hogs and pigs	2	(D)
Sheep, goats, and their products	3	(D)
Horses, ponies, mules, burros, and donkeys	3	17
Aquaculture	-	-
Other animals and other animal products	3	-
TOP CROP ITEMS (acres)		
Forage - land used for all hay and haylage, grass silage, and greenchop	15	1,028
Sunflower seed, all	1	(D)
Wheat for grain, all	1	(D)
Oats for grain	2	(D)
Dry edible beans, excluding limas	1	(D)
TOP LIVESTOCK INVENTORY ITEMS (number)		
Cattle and calves	7	429
Horses and ponies	20	243
Layers	7	119
Broilers and other meat-type chickens	2	(D)
Goats, all	4	42

Operator Characteristics

Item	Quantity
Primary occupation:	
Farming	18
Other	32
Days worked off farm:	
None	18
Any	32
Years on present farm:	
2 years or less	2
3 to 4 years	4
5 to 9 years	12
10 years or more	32
Age group:	
Under 45 years	9
45 to 64 years	19
65 years and over	22
Average age of principal operator (years)	59.5

Economic Characteristics

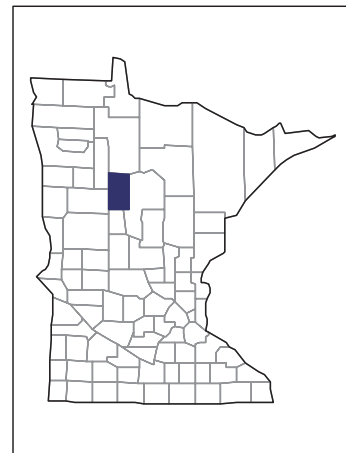
Item	Quantity
Farms by value of sales:	
Less than \$1,000	26
\$1,000 to \$2,499	2
\$2,500 to \$4,999	4
\$5,000 to \$9,999	6
\$10,000 to \$49,999	10
\$50,000 to \$99,999	1
\$100,000 to \$249,999	-
\$250,000 to \$499,999	1
\$500,000 or more	-
Total farm production expenses (\$1,000)	774
Average per farm (\$)	15,482
Net cash farm income of operation (\$1,000)	55
Average per farm (\$)	1,101
Value of agricultural products sold directly to individuals for human consumption (\$1,000)	3
Total organic product sales (\$1,000)	(D)
Total income from farm-related sources, gross before taxes and expenses (\$1,000)	116

See "Census of Agriculture, Volume 1, Geographic Area Series" for complete footnotes, explanations, definitions, and methodology.
(D) Cannot be disclosed. (Z) Less than half of the unit shown.

2007 CENSUS *OF* AGRICULTURE

Hubbard County – Minnesota

Farms with Spanish, Hispanic, or Latino Operators Compared with All Farms



Data are not available at this geographic level for farms with Spanish, Hispanic, or Latino operators.



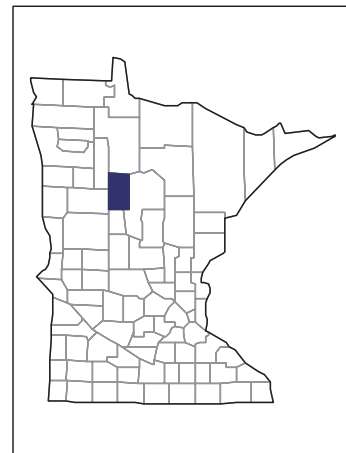
United States Department of Agriculture
National Agricultural Statistics Service

www.agcensus.usda.gov

2007 CENSUS OF AGRICULTURE

Hubbard County – Minnesota

Farms with American Indian or Alaska Native Operators Compared with All Farms



Data are not available at this geographic level for farms with American Indian or Alaska Native operators.



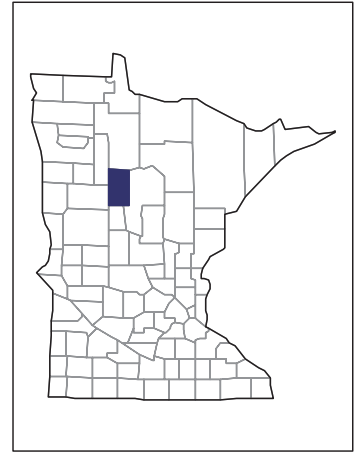
United States Department of Agriculture
National Agricultural Statistics Service

www.agcensus.usda.gov

2007 CENSUS *OF* AGRICULTURE

Hubbard County – Minnesota

**Farms with Asian Operators
Compared with All Farms**



Data are not available at this geographic level for farms with Asian operators.



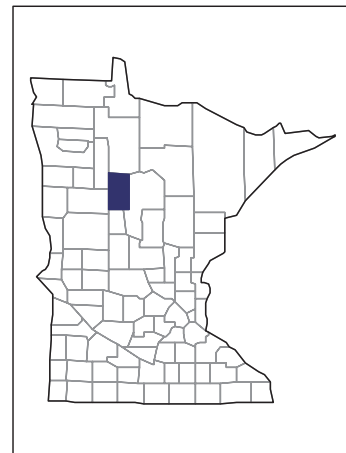
United States Department of Agriculture
National Agricultural Statistics Service

www.agcensus.usda.gov

2007 CENSUS OF AGRICULTURE

Hubbard County – Minnesota

Farms with Black or African American Operators Compared with All Farms



Data are not available at this geographic level for farms with Black or African American operators.



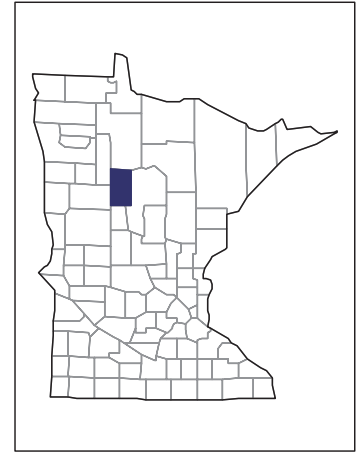
United States Department of Agriculture
National Agricultural Statistics Service

www.agcensus.usda.gov

2007 CENSUS OF AGRICULTURE

Hubbard County – Minnesota

Farms with Native Hawaiian or Other Pacific Islander Operators Compared with All Farms



Data are not available at this geographic level for farms with Native Hawaiian or Other Pacific Islander operators.



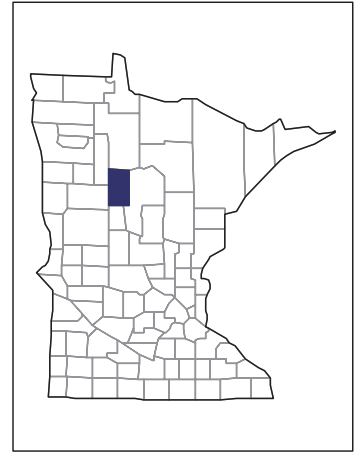
United States Department of Agriculture
National Agricultural Statistics Service

www.agcensus.usda.gov

2007 CENSUS *OF* **AGRICULTURE**

Hubbard County – Minnesota

**Farms with White Operators
Compared with All Farms**



Data are not available at this geographic level for farms with White operators.



United States Department of Agriculture
National Agricultural Statistics Service

www.agcensus.usda.gov

