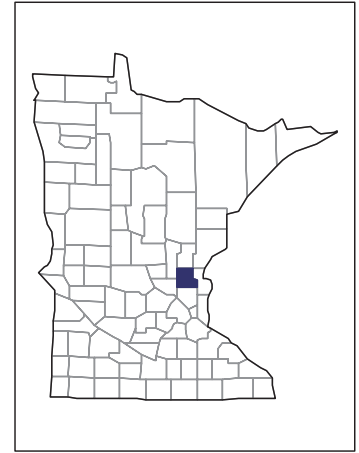


# 2007 CENSUS OF AGRICULTURE



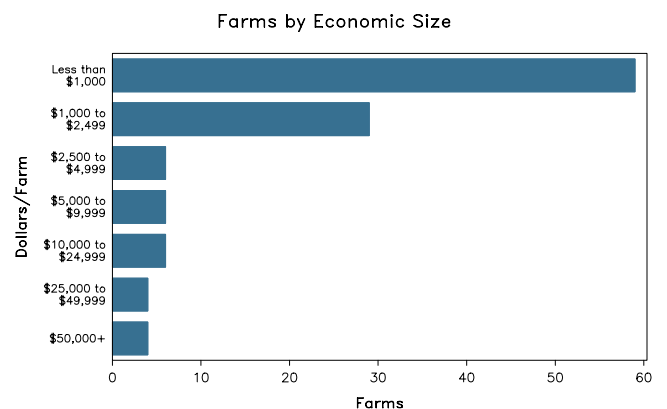
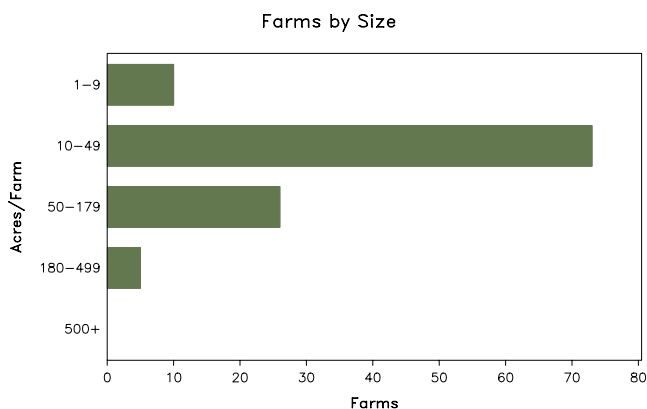
## Isanti County – Minnesota

### Farms with Women Principal Operators Compared with All Farms

	Women Principal Operators	All Farms
<b>Number of Farms</b>	114	910
<b>Land in Farms</b>	6,139 acres	126,202 acres
<b>Average Size of Farm</b>	54 acres	139 acres
<b>Market Value of Products Sold</b>	\$1,535,000	\$27,114,000
Crop Sales	\$1,431,000	\$16,204,000
Livestock Sales	\$104,000	\$10,909,000
Average Per Farm	\$13,465	\$29,795
<b>Government Payments</b>	\$36,000	\$1,398,000
Average Per Farm Receiving Payments	\$1,874	\$3,549

See footnotes on reverse page.

### Farms with Women Principal Operators



# 2007 CENSUS OF AGRICULTURE

## Isanti County – Minnesota Farms with Women Principal Operators

### Selected Highlights

Item	Farms	Quantity
<b>MARKET VALUE OF AGRICULTURAL PRODUCTS SOLD (\$1,000)</b>		
Total value of agricultural products sold	114	1,535
Value of crops including nursery and greenhouse	34	1,431
Value of livestock, poultry, and their products	44	104
<b>VALUE OF SALES BY COMMODITY GROUP (\$1,000)</b>		
Grains, oilseeds, dry beans, and dry peas	6	216
Tobacco	-	-
Cotton and cottonseed	-	-
Vegetables, melons, potatoes and sweet potatoes	4	(D)
Fruits, tree nuts, and berries	3	6
Nursery, greenhouse, floriculture, and sod	4	(D)
Cut Christmas trees and short rotation woody crops	-	-
Other crops and hay	23	86
Poultry and eggs	15	9
Cattle and calves	9	17
Milk and other dairy products from cows	-	-
Hogs and pigs	3	(D)
Sheep, goats, and their products	9	11
Horses, ponies, mules, burros, and donkeys	21	52
Aquaculture	-	-
Other animals and other animal products	4	(D)
<b>TOP CROP ITEMS (acres)</b>		
Forage - land used for all hay and haylage, grass silage, and greenchop	38	893
Corn for grain	4	608
Soybeans for beans	2	(D)
Vegetables harvested for sale	4	(D)
Short-rotation woody crops	2	(D)
<b>TOP LIVESTOCK INVENTORY ITEMS (number)</b>		
Quail	3	(D)
Horses and ponies	81	748
Layers	20	456
Sheep and lambs	9	102
Cattle and calves	13	81

### Operator Characteristics

Item	Quantity
Primary occupation:	
Farming	42
Other	72
Days worked off farm:	
None	35
Any	79
Years on present farm:	
2 years or less	8
3 to 4 years	6
5 to 9 years	34
10 years or more	66
Age group:	
Under 45 years	35
45 to 64 years	65
65 years and over	14
Average age of principal operator (years)	51.5

### Economic Characteristics

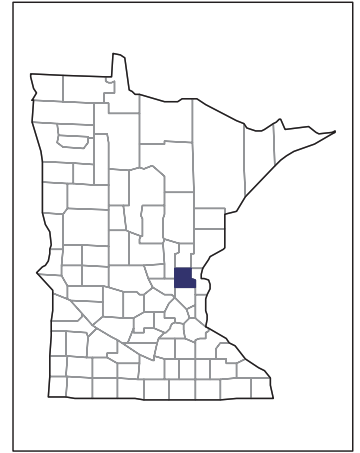
Item	Quantity
Farms by value of sales:	
Less than \$1,000	65
\$1,000 to \$2,499	25
\$2,500 to \$4,999	4
\$5,000 to \$9,999	6
\$10,000 to \$49,999	10
\$50,000 to \$99,999	3
\$100,000 to \$249,999	-
\$250,000 to \$499,999	-
\$500,000 or more	1
Total farm production expenses (\$1,000)	2,339
Average per farm (\$)	20,519
Net cash farm income of operation (\$1,000)	-578
Average per farm (\$)	-5,071
Value of agricultural products sold directly to individuals for human consumption (\$1,000)	(D)
Total organic product sales (\$1,000)	(D)
Total income from farm-related sources, gross before taxes and expenses (\$1,000)	190

See "Census of Agriculture, Volume 1, Geographic Area Series" for complete footnotes, explanations, definitions, and methodology.  
(D) Cannot be disclosed. (Z) Less than half of the unit shown.

# 2007 CENSUS *OF* **AGRICULTURE**

## Isanti County – Minnesota

### Farms with Spanish, Hispanic, or Latino Operators Compared with All Farms



Data are not available at this geographic level for farms with Spanish, Hispanic, or Latino operators.



United States Department of Agriculture  
National Agricultural Statistics Service

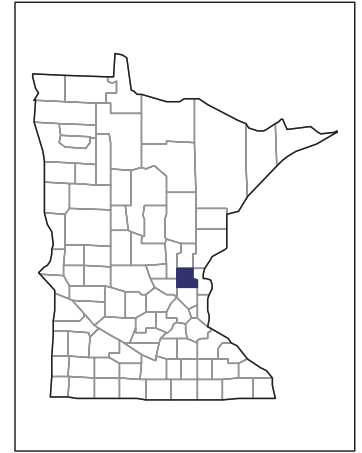
[www.agcensus.usda.gov](http://www.agcensus.usda.gov)



# 2007 CENSUS OF AGRICULTURE

**Isanti County – Minnesota**

**Farms with American Indian or Alaska Native Operators Compared with All Farms**



**Data are not available at this geographic level for farms with American Indian or Alaska Native operators.**



United States Department of Agriculture  
National Agricultural Statistics Service

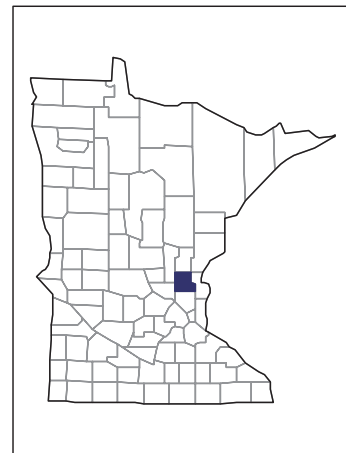
[www.agcensus.usda.gov](http://www.agcensus.usda.gov)



# 2007 CENSUS *OF* AGRICULTURE

**Isanti County – Minnesota**

**Farms with Asian Operators  
Compared with All Farms**



**Data are not available at this geographic level for farms with Asian operators.**



United States Department of Agriculture  
National Agricultural Statistics Service

[www.agcensus.usda.gov](http://www.agcensus.usda.gov)

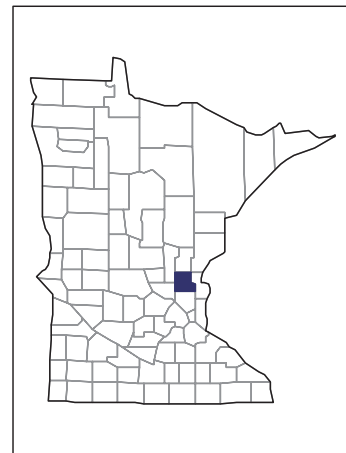




# 2007 CENSUS *OF* **AGRICULTURE**

**Isanti County – Minnesota**

**Farms with Black or African American  
Operators Compared with All Farms**



**Data are not available at this geographic level for farms with Black or African American operators.**



United States Department of Agriculture  
National Agricultural Statistics Service

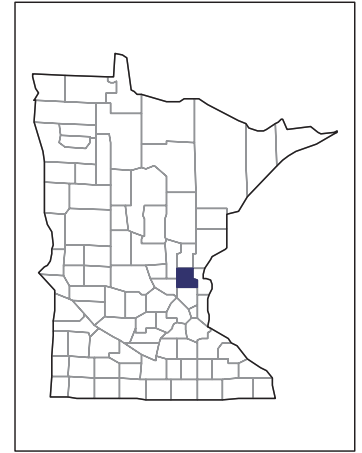
[www.agcensus.usda.gov](http://www.agcensus.usda.gov)



# 2007 CENSUS *OF* **AGRICULTURE**

## Isanti County – Minnesota

### Farms with Native Hawaiian or Other Pacific Islander Operators Compared with All Farms



Data are not available at this geographic level for farms with Native Hawaiian or Other Pacific Islander operators.



United States Department of Agriculture  
National Agricultural Statistics Service

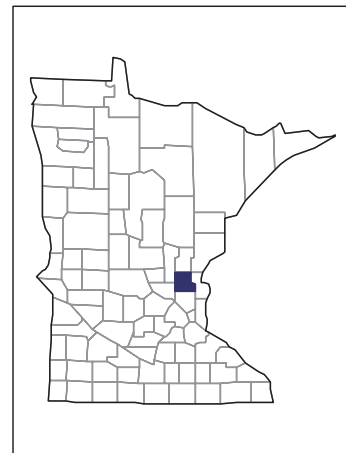
[www.agcensus.usda.gov](http://www.agcensus.usda.gov)



# 2007 CENSUS OF AGRICULTURE

Isanti County – Minnesota

Farms with White Operators  
Compared with All Farms



Data are not available at this geographic level for farms with White operators.



United States Department of Agriculture  
National Agricultural Statistics Service

[www.agcensus.usda.gov](http://www.agcensus.usda.gov)

